



RETRORAYZ[®] 500 SINGLE-SIDED

LS-RTRZ5-XXX-XXK-2SS

12V LED LIGHT BARS

RETRORAYZ[®] LED LIGHT BARS — provide a cost-effective solution to replace the linear fluorescent lamps in cabinet signs. With a quick and easy retrofit installation, the end users can switch to LED technology and enjoy its benefits:

- Mercury Free
- 40% higher system efficacy
- Longer lifetime and lower maintenance
- Better cold weather performance

Features:

- Compatible with R17d Recessed Double Contact (RDC) lamp sockets
- Direct replacement of T12 fluorescent lamps in signage retrofits
- IP68 rated, suitable for dry, damp and wet locations
- Operating temperature -40°C to +60°C (-40°F to +140°F)
- Modules on one side of bar
- 9 year limited warranty



RETROFIT



12V DC



9 YEAR WARRANTY



ONEWhite[®] COLOR CONSISTENCY



VERSALENZ[®] ADVANCED OPTICS



CAPZUL[®] WATERPROOF



CONSTANT CURRENT



UV RESISTANT



50,000 HRS L70 LIFETIME

ORDERING GUIDE

Part Number	White Color Temp	Nominal Length	Whip Length	Nominal Light Output*	Nominal Wattage	# of LED Modules	Weight	Compatible Fluorescent Lamp
LS-RTRZ5-018-65K-2SS	6500K	1'6"	36"	280 lm	2.5 W	2	0.4 lb	F18T12
LS-RTRZ5-018-50K-2SS	5000K	1'6"	36"	280 lm	2.5 W	2	0.4 lb	F18T12
LS-RTRZ5-018-40K-2SS	4000K	1'6"	36"	235 lm	2.5 W	2	0.4 lb	F18T12
LS-RTRZ5-024-65K-2SS	6500K	2'	36"	420 lm	3.7 W	3	0.6 lb	F24T12
LS-RTRZ5-024-50K-2SS	5000K	2'	36"	420 lm	3.7 W	3	0.6 lb	F24T12
LS-RTRZ5-024-40K-2SS	4000K	2'	36"	355 lm	3.7 W	3	0.6 lb	F24T12
LS-RTRZ5-030-65K-2SS	6500K	2'6"	36"	560 lm	5.0 W	4	0.7 lb	F30T12
LS-RTRZ5-030-50K-2SS	5000K	2'6"	36"	560 lm	5.0 W	4	0.7 lb	F30T12
LS-RTRZ5-030-40K-2SS	4000K	2'6"	36"	470 lm	5.0 W	4	0.7 lb	F30T12
LS-RTRZ5-036-65K-2SS	6500K	3'	36"	700 lm	6.2 W	5	0.8 lb	F36T12
LS-RTRZ5-036-50K-2SS	5000K	3'	36"	700 lm	6.2 W	5	0.8 lb	F36T12
LS-RTRZ5-036-40K-2SS	4000K	3'	36"	590 lm	6.2 W	5	0.8 lb	F36T12
LS-RTRZ5-042-65K-2SS	6500K	3'6"	36"	840 lm	7.4 W	6	1.0 lb	F42T12
LS-RTRZ5-042-50K-2SS	5000K	3'6"	36"	840 lm	7.4 W	6	1.0 lb	F42T12
LS-RTRZ5-042-40K-2SS	4000K	3'6"	36"	710 lm	7.4 W	6	1.0 lb	F42T12
LS-RTRZ5-048-65K-2SS	6500K	4'	36"	980 lm	8.7 W	7	1.2 lb	F48T12
LS-RTRZ5-048-50K-2SS	5000K	4'	36"	980 lm	8.7 W	7	1.2 lb	F48T12
LS-RTRZ5-048-40K-2SS	4000K	4'	36"	825 lm	8.7 W	7	1.2 lb	F48T12
LS-RTRZ5-060-65K-2SS	6500K	5'	72"	1260 lm	11.1 W	9	1.5 lb	F60T12
LS-RTRZ5-060-50K-2SS	5000K	5'	72"	1260 lm	11.1 W	9	1.5 lb	F60T12
LS-RTRZ5-060-40K-2SS	4000K	5'	72"	1060 lm	11.1 W	9	1.5 lb	F60T12
LS-RTRZ5-064-65K-2SS	6500K	5'4"	72"	1400 lm	12.4 W	10	1.6 lb	F64T12
LS-RTRZ5-064-50K-2SS	5000K	5'4"	72"	1400 lm	12.4 W	10	1.6 lb	F64T12
LS-RTRZ5-064-40K-2SS	4000K	5'4"	72"	1180 lm	12.4 W	10	1.6 lb	F64T12
LS-RTRZ5-072-65K-2SS	6500K	6'	72"	1540 lm	13.6 W	11	1.8 lb	F72T12
LS-RTRZ5-072-50K-2SS	5000K	6'	72"	1540 lm	13.6 W	11	1.8 lb	F72T12
LS-RTRZ5-072-40K-2SS	4000K	6'	72"	1300 lm	13.6 W	11	1.8 lb	F72T12

REV.23AUG2021

* ± 10%

Data sheet subject to change without notice.



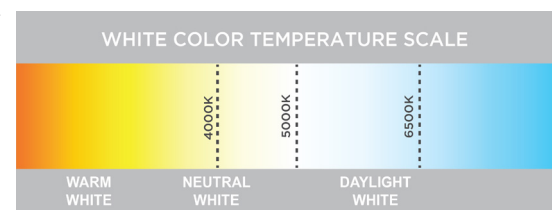
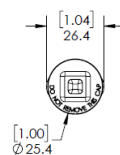
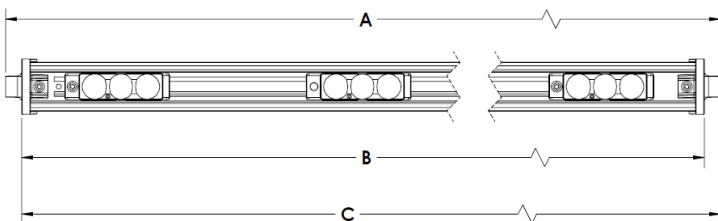
ORDERING GUIDE CONT'D

Part Number	White Color Temp	Nominal Length	Whip Length	Nominal Light Output*	Nominal Wattage	# of LED Modules	Weight	Compatible Fluorescent Lamp
LS-RTRZ5-084-65K-2SS	6500K	7'	72"	1820 lm	16.1 W	13	2.2 lb	F84T12
LS-RTRZ5-084-50K-2SS	5000K	7'	72"	1820 lm	16.1 W	13	2.2 lb	F84T12
LS-RTRZ5-084-40K-2SS	4000K	7'	72"	1535 lm	16.1 W	13	2.2 lb	F84T12
LS-RTRZ5-096-65K-2SS	6500K	8'	72"	2100 lm	18.6 W	15	2.4 lb	F96T12
LS-RTRZ5-096-50K-2SS	5000K	8'	72"	2100 lm	18.6 W	15	2.4 lb	F96T12
LS-RTRZ5-096-40K-2SS	4000K	8'	72"	1770 lm	18.6 W	15	2.4 lb	F96T12
LS-RTRZ5-108-65K-2SS	6500K	9'	72"	2380 lm	21.0 W	17	2.8 lb	F108T12
LS-RTRZ5-108-50K-2SS	5000K	9'	72"	2380 lm	21.0 W	17	2.8 lb	F108T12
LS-RTRZ5-108-40K-2SS	4000K	9'	72"	2005 lm	21.0 W	17	2.8 lb	F108T12
LS-RTRZ5-117-65K-2SS	6500K	9'9"	72"	2660 lm	23.5 W	19	3.0 lb	F117T12
LS-RTRZ5-117-50K-2SS	5000K	9'9"	72"	2660 lm	23.5 W	19	3.0 lb	F117T12
LS-RTRZ5-117-40K-2SS	4000K	9'9"	72"	2240 lm	23.5 W	19	3.0 lb	F117T12
LS-RTRZ5-120-65K-2SS	6500K	10'	72"	2660 lm	23.5 W	19	3.1 lb	F120T12
LS-RTRZ5-120-50K-2SS	5000K	10'	72"	2660 lm	23.5 W	19	3.1 lb	F120T12
LS-RTRZ5-120-40K-2SS	4000K	10'	72"	2240 lm	23.5 W	19	3.1 lb	F120T12

* ± 10%

DIMENSIONS

Part Number	Nominal Length	A - Overall Length (in.)		B - Base Face to Base Face (in.)		C - Base Face to End of Opposite Plug (in.)		Max. Outside Height (in.)
		Min.	Max.	Min.	Max.	Min.	Max.	
LS-RTRZ5-018-xxK-2SS	1'6"	15.74	15.84	15.18	15.24	15.46	15.54	1.04
LS-RTRZ5-024-xxK-2SS	2'	21.74	21.84	21.18	21.24	21.46	21.54	1.04
LS-RTRZ5-030-xxK-2SS	2'6"	27.74	27.84	27.18	27.24	27.46	27.54	1.04
LS-RTRZ5-036-xxK-2SS	3'	33.74	33.84	33.18	33.24	33.46	33.54	1.04
LS-RTRZ5-042-xxK-2SS	3'6"	39.74	39.84	39.18	39.24	39.46	39.54	1.04
LS-RTRZ5-048-xxK-2SS	4'	45.74	45.84	45.18	45.24	45.46	45.54	1.04
LS-RTRZ5-060-xxK-2SS	5'	57.74	57.84	57.18	57.24	57.46	57.54	1.04
LS-RTRZ5-064-xxK-2SS	5'4"	61.74	61.84	61.18	61.24	61.46	61.54	1.04
LS-RTRZ5-072-xxK-2SS	6'	69.74	69.84	69.18	69.24	69.46	69.54	1.04
LS-RTRZ5-084-xxK-2SS	7'	81.74	81.84	81.18	81.24	81.46	81.54	1.04
LS-RTRZ5-096-xxK-2SS	8'	93.74	93.84	93.18	93.24	93.46	93.54	1.04
LS-RTRZ5-108-xxK-2SS	9'	105.74	105.84	105.18	105.24	105.46	105.54	1.04
LS-RTRZ5-117-xxK-2SS	9'9"	114.74	114.84	114.18	114.24	114.46	114.54	1.04
LS-RTRZ5-120-xxK-2SS	10'	117.74	117.84	117.18	117.24	117.46	117.54	1.04



*Each set of output wires is labeled with % load for field wiring to 60W power supplies. (See page 3 for more details)



POWER SUPPLY LOADING CHART AND WIRING

Part Number	Nominal Length	Nominal Wattage	# of Bars per 12V 60W PS	% Load Labeled on 12V 60W PS Output Wire
LS-RTRZ5-018-xxK-2SS	1'6"	2.5 W	22	1/22 Load
LS-RTRZ5-024-xxK-2SS	2'	3.7 W	15	1/15 Load
LS-RTRZ5-030-xxK-2SS	2'6"	5.0 W	11	1/11 Load
LS-RTRZ5-036-xxK-2SS	3'	6.2 W	9	1/9 Load
LS-RTRZ5-042-xxK-2SS	3'6"	7.4 W	7	1/7 Load
LS-RTRZ5-048-xxK-2SS	4'	8.7 W	6	1/6 Load
LS-RTRZ5-060-xxK-2SS	5'	11.1 W	5	1/5 Load
LS-RTRZ5-064-xxK-2SS	5'4"	12.4 W	4	1/4 Load
LS-RTRZ5-072-xxK-2SS	6'	13.6 W	4	1/4 Load
LS-RTRZ5-084-xxK-2SS	7'	16.1 W	3	1/3 Load
LS-RTRZ5-096-xxK-2SS	8'	18.6 W	3	1/3 Load
LS-RTRZ5-108-xxK-2SS	9'	21.0 W	2	1/2 Load
LS-RTRZ5-117-xxK-2SS	9'9"	23.5 W	2	1/2 Load
LS-RTRZ5-120-xxK-2SS	10'	23.5 W	2	1/2 Load

SHIPPING INFORMATION

Part Number	Nominal Length	Quantity per Box	Weight (lbs)	Box Dimensions (in.)		
				Length	Width	Height
LS-RTRZ5-018-xxK-2SS	1'6"	20	8.6	17.9	10.5	10.7
LS-RTRZ5-024-xxK-2SS	2'	20	12.8	23.9	10.5	10.7
LS-RTRZ5-030-xxK-2SS	2'6"	20	14.9	29.9	10.5	10.7
LS-RTRZ5-036-xxK-2SS	3'	20	17.1	35.9	10.5	10.7
LS-RTRZ5-042-xxK-2SS	3'6"	20	21.3	41.9	10.5	10.7
LS-RTRZ5-048-xxK-2SS	4'	20	25.5	47.9	10.5	10.7
LS-RTRZ5-060-xxK-2SS	5'	10	16.9	59.9	10.5	5.3
LS-RTRZ5-064-xxK-2SS	5'4"	10	18.0	63.9	10.5	5.3
LS-RTRZ5-072-xxK-2SS	6'	10	20.3	71.9	10.5	5.3
LS-RTRZ5-084-xxK-2SS	7'	10	24.6	83.9	10.5	5.3
LS-RTRZ5-096-xxK-2SS	8'	10	27.0	95.9	10.5	5.3
LS-RTRZ5-108-xxK-2SS	9'	5	17.4	107.9	10.5	3.1
LS-RTRZ5-117-xxK-2SS	9'9"	5	18.7	116.9	10.5	3.1
LS-RTRZ5-120-xxK-2SS	10'	5	19.3	119.9	10.5	3.1



1. These products are suitable for use in dry, damp, and wet locations. Not suitable for submersed applications.
2. Ensure to disconnect AC power to the sign and remove the ballast and fluorescent lamps prior to retrofitting.
3. Compatible lamp socket type is recessed double contact (RDC). Ensure no power to sockets prior to RetroRayz installation.
4. When these products are connected to a Class 2 circuit, they are not to draw a total wattage of greater than the secondary or output rating of the Class 2 power supply.
5. These products are intended for use only when connected to a power source that complies with Class 2 voltage and energy limited circuit.
6. When these units are connected to a Class 2 circuit, they are not to draw a total wattage of greater than the secondary or output rating of the Class 2 power supply.
7. These products may be secured in place in the end product by any means available.