

RETRORAYZ<sup>®</sup> LED LIGHT BARS — provide a cost-effective solution to replace the linear fluorescent lamps in cabinet signs. With a quick and easy retrofit installation, the end users can switch to LED technology and enjoy its benefits:

- Mercury Free
- 40% higher system efficacy
- Longer lifetime and lower maintenance
- Better cold weather performance

**Features:**

- Compatible with R17d Recessed Double Contact (RDC) lamp sockets
- Direct replacement of T12 fluorescent lamps in signage retrofits
- IP68 rated, suitable for dry, damp and wet locations
- Operating temperature -40°C to +60°C (-40°F to +140°F)
- Modules on one side of bar
- 9 year limited warranty



RETROFIT



12V DC



9 YEAR WARRANTY



ONEWhite<sup>®</sup>  
 COLOR CONSISTENCY



VERSALENZ<sup>®</sup>  
 ADVANCED OPTICS



CAPZUL<sup>®</sup>  
 WATERPROOF



CONSTANT CURRENT



UV RESISTANT



50,000 HRS  
 L70 LIFETIME

**ORDERING GUIDE**

Part Number	White Color Temp	Nominal Length	Whip Length	Nominal Light Output*	Nominal Wattage	# of LED Modules	Weight	Compatible Fluorescent Lamp
LS-RTRZ7-018-65K-2SS	6500K	1'6"	36"	420 lm	3.7 W	3	0.5 lb	F18T12
LS-RTRZ7-018-50K-2SS	5000K	1'6"	36"	420 lm	3.7 W	3	0.5 lb	F18T12
LS-RTRZ7-018-40K-2SS	4000K	1'6"	36"	355 lm	3.7 W	3	0.5 lb	F18T12
LS-RTRZ7-024-65K-2SS	6500K	2'	36"	700 lm	6.2 W	5	0.6 lb	F24T12
LS-RTRZ7-024-50K-2SS	5000K	2'	36"	700 lm	6.2 W	5	0.6 lb	F24T12
LS-RTRZ7-024-40K-2SS	4000K	2'	36"	590 lm	6.2 W	5	0.6 lb	F24T12
LS-RTRZ7-030-65K-2SS	6500K	2'6"	36"	840 lm	7.4 W	6	0.8 lb	F30T12
LS-RTRZ7-030-50K-2SS	5000K	2'6"	36"	840 lm	7.4 W	6	0.8 lb	F30T12
LS-RTRZ7-030-40K-2SS	4000K	2'6"	36"	710 lm	7.4 W	6	0.8 lb	F30T12
LS-RTRZ7-036-65K-2SS	6500K	3'	36"	980 lm	8.7 W	7	0.9 lb	F36T12
LS-RTRZ7-036-50K-2SS	5000K	3'	36"	980 lm	8.7 W	7	0.9 lb	F36T12
LS-RTRZ7-036-40K-2SS	4000K	3'	36"	825 lm	8.7 W	7	0.9 lb	F36T12
LS-RTRZ7-042-65K-2SS	6500K	3'6"	36"	1260 lm	11.1 W	9	1.0 lb	F42T12
LS-RTRZ7-042-50K-2SS	5000K	3'6"	36"	1260 lm	11.1 W	9	1.0 lb	F42T12
LS-RTRZ7-042-40K-2SS	4000K	3'6"	36"	1060 lm	11.1 W	9	1.0 lb	F42T12
LS-RTRZ7-048-65K-2SS	6500K	4'	36"	1400 lm	12.4 W	10	1.2 lb	F48T12
LS-RTRZ7-048-50K-2SS	5000K	4'	36"	1400 lm	12.4 W	10	1.2 lb	F48T12
LS-RTRZ7-048-40K-2SS	4000K	4'	36"	1180 lm	12.4 W	10	1.2 lb	F48T12
LS-RTRZ7-060-65K-2SS	6500K	5'	72"	1820 lm	16.1 W	13	1.6 lb	F60T12
LS-RTRZ7-060-50K-2SS	5000K	5'	72"	1820 lm	16.1 W	13	1.6 lb	F60T12
LS-RTRZ7-060-40K-2SS	4000K	5'	72"	1535 lm	16.1 W	13	1.6 lb	F60T12
LS-RTRZ7-064-65K-2SS	6500K	5'4"	72"	1960 lm	17.3 W	14	1.8 lb	F64T12
LS-RTRZ7-064-50K-2SS	5000K	5'4"	72"	1960 lm	17.3 W	14	1.8 lb	F64T12
LS-RTRZ7-064-40K-2SS	4000K	5'4"	72"	1650 lm	17.3 W	14	1.8 lb	F64T12
LS-RTRZ7-072-65K-2SS	6500K	6'	72"	2100 lm	18.6 W	15	1.9 lb	F72T12
LS-RTRZ7-072-50K-2SS	5000K	6'	72"	2100 lm	18.6 W	15	1.9 lb	F72T12
LS-RTRZ7-072-40K-2SS	4000K	6'	72"	1770 lm	18.6 W	15	1.9 lb	F72T12

\* ± 10%



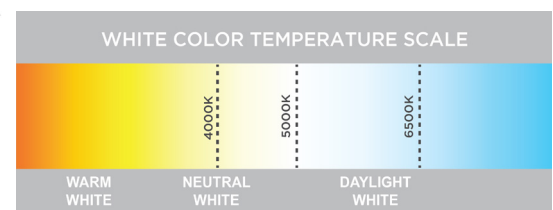
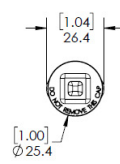
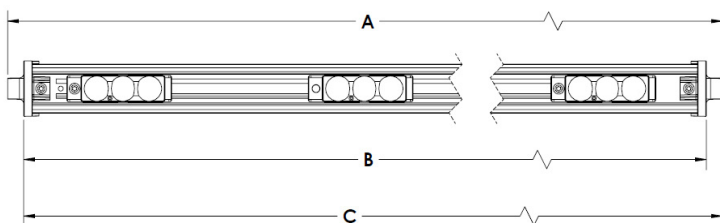
**ORDERING GUIDE CONT'D**

Part Number	White Color Temp	Nominal Length	Whip Length	Nominal Light Output*	Nominal Wattage	# of LED Modules	Weight	Compatible Fluorescent Lamp
LS-RTRZ7-084-65K-2SS	6500K	7'	72"	2520 lm	22.3 W	18	2.3 lb	F84T12
LS-RTRZ7-084-50K-2SS	5000K	7'	72"	2520 lm	22.3 W	18	2.3 lb	F84T12
LS-RTRZ7-084-40K-2SS	4000K	7'	72"	2125 lm	22.3 W	18	2.3 lb	F84T12
LS-RTRZ7-096-65K-2SS	6500K	8'	72"	2940 lm	26.0 W	21	2.6 lb	F96T12
LS-RTRZ7-096-50K-2SS	5000K	8'	72"	2940 lm	26.0 W	21	2.6 lb	F96T12
LS-RTRZ7-096-40K-2SS	4000K	8'	72"	2480 lm	26.0 W	21	2.6 lb	F96T12
LS-RTRZ7-108-65K-2SS	6500K	9'	72"	3220 lm	28.5 W	23	2.9 lb	F108T12
LS-RTRZ7-108-50K-2SS	5000K	9'	72"	3220 lm	28.5 W	23	2.9 lb	F108T12
LS-RTRZ7-108-40K-2SS	4000K	9'	72"	2715 lm	28.5 W	23	2.9 lb	F108T12
LS-RTRZ7-117-65K-2SS	6500K	9'9"	72"	3640 lm	32.2 W	26	3.1 lb	F117T12
LS-RTRZ7-117-50K-2SS	5000K	9'9"	72"	3640 lm	32.2 W	26	3.1 lb	F117T12
LS-RTRZ7-117-40K-2SS	4000K	9'9"	72"	3070 lm	32.2 W	26	3.1 lb	F117T12
LS-RTRZ7-120-65K-2SS	6500K	10'	72"	3640 lm	32.2 W	26	3.2 lb	F120T12
LS-RTRZ7-120-50K-2SS	5000K	10'	72"	3640 lm	32.2 W	26	3.2 lb	F120T12
LS-RTRZ7-120-40K-2SS	4000K	10'	72"	3070 lm	32.2 W	26	3.2 lb	F120T12

\* ± 10%

**DIMENSIONS**

Part Number	Nominal Length	A - Overall Length (in.)		B - Base Face to Base Face (in.)		C - Base Face to End of Opposite Plug (in.)		Max. Outside Height (in.)
		Min.	Max.	Min.	Max.	Min.	Max.	
LS-RTRZ7-018-xxK-2SS	1'6"	15.74	15.84	15.18	15.24	15.46	15.54	1.04
LS-RTRZ7-024-xxK-2SS	2'	21.74	21.84	21.18	21.24	21.46	21.54	1.04
LS-RTRZ7-030-xxK-2SS	2'6"	27.74	27.84	27.18	27.24	27.46	27.54	1.04
LS-RTRZ7-036-xxK-2SS	3'	33.74	33.84	33.18	33.24	33.46	33.54	1.04
LS-RTRZ7-042-xxK-2SS	3'6"	39.74	39.84	39.18	39.24	39.46	39.54	1.04
LS-RTRZ7-048-xxK-2SS	4'	45.74	45.84	45.18	45.24	45.46	45.54	1.04
LS-RTRZ7-060-xxK-2SS	5'	57.74	57.84	57.18	57.24	57.46	57.54	1.04
LS-RTRZ7-064-xxK-2SS	5'4"	61.74	61.84	61.18	61.24	61.46	61.54	1.04
LS-RTRZ7-072-xxK-2SS	6'	69.74	69.84	69.18	69.24	69.46	69.54	1.04
LS-RTRZ7-084-xxK-2SS	7'	81.74	81.84	81.18	81.24	81.46	81.54	1.04
LS-RTRZ7-096-xxK-2SS	8'	93.74	93.84	93.18	93.24	93.46	93.54	1.04
LS-RTRZ7-108-xxK-2SS	9'	105.74	105.84	105.18	105.24	105.46	105.54	1.04
LS-RTRZ7-117-xxK-2SS	9'9"	114.74	114.84	114.18	114.24	114.46	114.54	1.04
LS-RTRZ7-120-xxK-2SS	10'	117.74	117.84	117.18	117.24	117.46	117.54	1.04



\*Each set of output wires is labeled with % load for field wiring to 60W power supplies. (See page 3 for more details)



**POWER SUPPLY LOADING CHART AND WIRING**

Part Number	Nominal Length	Nominal Wattage	# of Bars per 12V 60W PS	% Load Labeled on 12V 60W PS Output Wire
LS-RTRZ7-018-xxK-2SS	1'6"	3.7 W	15	1/15 Load
LS-RTRZ7-024-xxK-2SS	2'	6.2 W	9	1/9 Load
LS-RTRZ7-030-xxK-2SS	2'6"	7.4 W	7	1/7 Load
LS-RTRZ7-036-xxK-2SS	3'	8.7 W	6	1/6 Load
LS-RTRZ7-042-xxK-2SS	3'6"	11.1 W	5	1/5 Load
LS-RTRZ7-048-xxK-2SS	4'	12.4 W	4	1/4 Load
LS-RTRZ7-060-xxK-2SS	5'	16.1 W	3	1/3 Load
LS-RTRZ7-064-xxK-2SS	5'4"	17.3 W	3	1/3 Load
LS-RTRZ7-072-xxK-2SS	6'	18.6 W	3	1/3 Load
LS-RTRZ7-084-xxK-2SS	7'	22.3 W	2	1/2 Load
LS-RTRZ7-096-xxK-2SS	8'	26.0 W	2	1/2 Load
LS-RTRZ7-108-xxK-2SS	9'	28.5 W	2	1/2 Load
LS-RTRZ7-117-xxK-2SS	9'9"	32.2 W	1	Full Load
LS-RTRZ7-120-xxK-2SS	10'	32.2 W	1	Full Load

**SHIPPING INFORMATION**

Part Number	Nominal Length	Quantity per Box	Weight (lbs)	Box Dimensions (in.)		
				Length	Width	Height
LS-RTRZ7-018-xxK-2SS	1'6"	20	10.6	17.9	10.5	10.7
LS-RTRZ7-024-xxK-2SS	2'	20	12.8	23.9	10.5	10.7
LS-RTRZ7-030-xxK-2SS	2'6"	20	16.9	29.9	10.5	10.7
LS-RTRZ7-036-xxK-2SS	3'	20	19.1	35.9	10.5	10.7
LS-RTRZ7-042-xxK-2SS	3'6"	20	21.3	41.9	10.5	10.7
LS-RTRZ7-048-xxK-2SS	4'	20	25.5	47.9	10.5	10.7
LS-RTRZ7-060-xxK-2SS	5'	10	17.9	59.9	10.5	5.3
LS-RTRZ7-064-xxK-2SS	5'4"	10	20.0	63.9	10.5	5.3
LS-RTRZ7-072-xxK-2SS	6'	10	21.3	71.9	10.5	5.3
LS-RTRZ7-084-xxK-2SS	7'	10	25.6	83.9	10.5	5.3
LS-RTRZ7-096-xxK-2SS	8'	10	29.0	95.9	10.5	5.3
LS-RTRZ7-108-xxK-2SS	9'	5	17.9	107.9	10.5	3.1
LS-RTRZ7-117-xxK-2SS	9'9"	5	19.2	116.9	10.5	3.1
LS-RTRZ7-120-xxK-2SS	10'	5	19.8	119.9	10.5	3.1



1. These products are suitable for use in dry, damp, and wet locations. Not suitable for submersed applications.
2. Ensure to disconnect AC power to the sign and remove the ballast and fluorescent lamps prior to retrofitting.
3. Compatible lamp socket type is recessed double contact (RDC). Ensure no power to sockets prior to RetroRayz installation.
4. When these products are connected to a Class 2 circuit, they are not to draw a total wattage of greater than the secondary or output rating of the Class 2 power supply.
5. These products are intended for use only when connected to a power source that complies with Class 2 voltage and energy limited circuit.
6. When these units are connected to a Class 2 circuit, they are not to draw a total wattage of greater than the secondary or output rating of the Class 2 power supply.
7. These products may be secured in place in the end product by any means available.

**GLOBAL HQ**

320 Murray Hill Pkwy  
East Rutherford, NJ 07073  
U.S.  
T: (+1) 212 629 6830  
E: Sales-US@GENLEDBrands.com

**EUROPEAN HQ**

Hogeweyselaan 119  
1382 JK Weesp  
Netherlands  
T: (+31) 346 235 000  
E: SalesEurope@GENLEDBrands.com

**MEINA HQ**

PO Box 371378, #823, Building 4EA  
Dubai Airport Free Zone  
Dubai, UAE  
T: (+971) 4 701 7901  
E: SalesMEINA@genlebrands.com

**ASIA-PACIFIC HQ**

Room 402, Building D  
ShenShi Tongchuang Science and Technology Park  
No. 16 Hongyin Road  
Xingqiang Community, Xihu Street  
Guangming District, Shenzhen, China 518107  
Sales: (+86) 139 1836 3905  
Office: (+86) 755 8529 0710  
E: Sales-Pacific@GENLEDBrands.com