

With its slim, compact shape, the ULTRA 670 module is designed for brighter and deeper signs. ULTRA 670 features an innovative optic that expands its coverage across the sign, with light output up to 150 lumens per module. With spacing available at 8 in. (200 mm) and 10 in. (250 mm), ULTRA 670 modules are rated IP68 and come with a 9-year warranty.



**Applications:**

- Channel letters
- Box signs
- Cove lighting
- Applications starting at 4 in. (100 mm)

**ORDERING GUIDE**

Part Number	White Color Temp.	Module Spacing (mm)	Number of Modules		Nominal Light Output (lm)*		
			Per Foot	Per Meter	Per Module	Per Foot	Per Meter
LS-U670-71K-B250-A**	7100K	250	1.2	4	150	180	600
LS-U670-65K-B250-A	6500K	250	1.2	4	150	180	600
LS-U670-57K-B250-A**	5700K	250	1.2	4	150	180	600
LS-U670-50K-B250-A	5000K	250	1.2	4	150	180	600
LS-U670-45K-B250-A**	4500K	250	1.2	4	138	166	552
LS-U670-40K-B250-A**	4000K	250	1.2	4	138	166	552
LS-U670-30K-B250-A**	3000K	250	1.2	4	127	155	508
LS-U670-27K-B250-A**	2700K	250	1.2	4	127	155	508
LS-U670-71K-B200-A	7100K	200	1.5	5	150	225	750
LS-U670-65K-B200-A	6500K	200	1.5	5	150	225	750
LS-U670-57K-B200-A**	5700K	200	1.5	5	150	225	750
LS-U670-50K-B200-A	5000K	200	1.5	5	150	225	750
LS-U670-45K-B200-A**	4500K	200	1.5	5	138	207	690
LS-U670-40K-B200-A**	4000K	200	1.5	5	138	207	690
LS-U670-30K-B200-A**	3000K	200	1.5	5	127	191	635
LS-U670-27K-B200-A**	2700K	200	1.5	5	127	191	635

\*\* Stock limitado

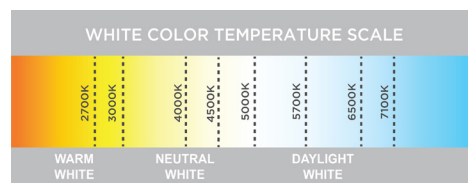
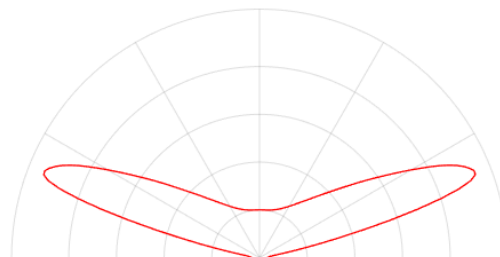
\* ± 10%

**PRODUCT RATINGS**

Luminous Efficacy	121 lm/W @ 6500K
Wattage per Module	1.24 W Nominal 1.30 W Maximum
Input Voltage	12 V DC
Input Current	0.103 A/ module
Power Supply Loading	44 module per 60 W
Ingress Protection	IP68
Operating Temperature	-40° — +140° F (-40° — +60° C)
L70 Lifetime @ 60° C	50,000 Hours
Warranty	9 Year Limited Warranty

**LUMINOUS INTENSITY DISTRIBUTION**

600 Series Batwing Beam Pattern



Hoja de datos sujeta a cambios sin previo aviso.

**SHIPPING INFORMATION**

Module Type	Specs	Packaging Quantity			Carton Weight	Box Dimensions			Carton Dimensions			
		Per Bag	Per Box	Per Carton		W	D	H	W	D	H	
LS-U670-xxx-B250-A/ LS-U670-xxx-B200-A	Modules	100	500	2000	46.1 lb 20.9 kg	22.1	10.6	4.5	31.0	23.1	9.9	inch
	Feet	82 / 65.6	410 / 328.1	1640 / 1312.3		560	270	115	788	588	252	mm
	Meters	25 / 20	125 / 100	500 / 100								

**LAYOUT GUIDE\***

Channel Depth (in.)	Single Row		Multiple Rows		Channel Depth (mm)	Single Row		Multiple Rows	
	Max. Stroke	Module Spacing	Row Spacing	Module Spacing		Max. Stroke	Module Spacing	Row Spacing	Module Spacing
4	13	9	9	9	100	330	225	225	225
5	17	9.8	13	9.8	125	430	250	330	250
6	20	9.8	16	9.8	150	505	250	405	250
7	19	9.8	18	9.8	175	480	250	455	250
8	17	9.8	17	9.8	200	430	250	430	250

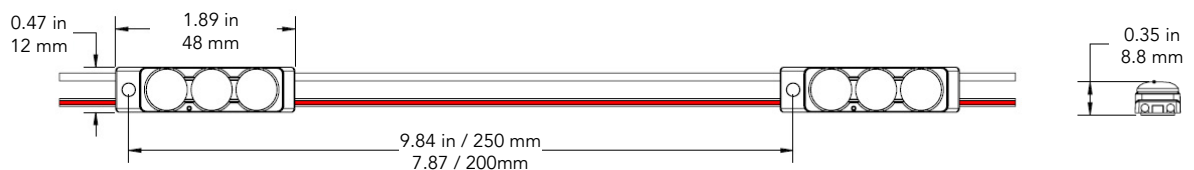
\*Density guide designed to maintain a minimum of 600 lux for a single row or 800 lux for multiple rows at sign face (7328 white).

**POWER SUPPLY LOADING**

LS-U670-xxx-Bxxx-A					
	Power Supply	Max. # of Modules Per Continuous String	Total # of Modules Per Power Supply	Total # of Feet	Total # of Meters
UL CLASS 2	12 W	8	8	6.6	2
	15 W	11	11	9	2.8
	35 W	25	26	21.3	6.5
	60 W	43	44	36.1	11
UL CLASS 1	180 W	43	132	108.3	33
	100 W	47	72	59.1	18
	150 W	47	109	89.4	27.3
	180 W	47	131	107.4	32.8
	220 W	47	160	131.2	40

Note 1. The number of modules in each of the parallel strings should not exceed the specified maximum.  
 2. \*3 - 60 Watt Channels

**DIMENSIONS**



1. UL ONLY - These products are only suitable for connection to a UL rated Class 2 power source rated 12 Volt or less.
2. UL ONLY - These products are intended for use only when connected to a power source that complies with UL rated Class 2 voltage and energy limited circuit.
3. UL ONLY - When these units are connected to a UL rated Class 2 circuit, they are not to draw a total wattage of greater than the secondary or output rating of the UL rated Class 2 power supply.
4. These products may be secured in place in the end product by any means available.
5. These products are suitable for use in dry, damp, and wet locations. Not suitable for submersed applications.