



This ULTRA EDGE HO module features an edge lighting beam pattern that enables large light coverage per module and significantly reduces the number of modules per sign. These technologies allow for the lowest energy consumption and the lowest LED system cost in the market, reducing installation cost to sign makers and end-users.

Applications:

- Box signs (2-6 inches) in small to medium sizes, double face and single face
- Exterior linear fixtures for wall washing and billboard uplight



12V DC



5 YEAR LIMITED WARRANTY



CONSTANT CURRENT



50,000 HRS L70 LIFETIME

ORDERING GUIDE

Part Number	White Color Temp.	Module Spacing (mm)	Number of Modules		Nominal Light Output (lm)*		
			Per Foot	Per Meter	Per Module	Per Foot	Per Meter
LS-U770-65K-E150-A	6500K	150	2	6.7	250	500	1675
LS-U770-57K-E150-A**	5700K	150	2	6.7	250	500	1675
LS-U770-50K-E150-A	5000K	150	2	6.7	250	500	1675
LS-U770-40K-E150-A**	4000K	150	2	6.7	250	500	1675
LS-U770-30K-E150-A**	3000K	150	2	6.7	250	500	1675
LS-U770-27K-E150-A**	2700K	150	2	6.7	240	480	1608

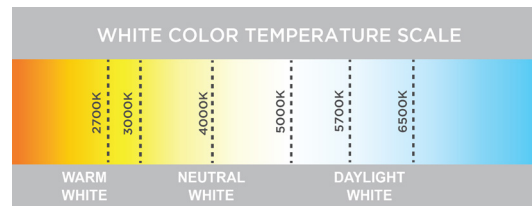
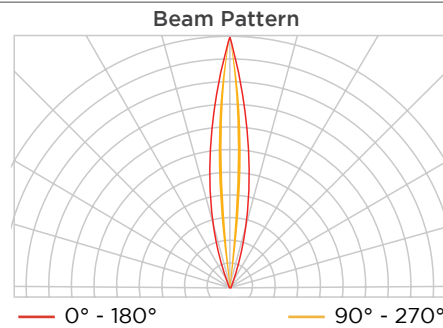
** Limited stock

* ± 10%

PRODUCT RATINGS

Luminous Efficacy	91 lm/W @ 6500K
Wattage per Module	2.76 W Nominal 2.90 W Maximum
Input Voltage	12 V DC
Input Current	0.230 A/ module
Power Supply Loading	20 modules per 60 W
Ingress Protection	IP68
Operating Temperature	-40° - +140° F (-40° - +60° C)
L70 Lifetime @ 60° C	50,000 Hours
Warranty	5 Year Limited Warranty

LUMINOUS INTENSITY DISTRIBUTION



MODULE DIMENSIONS

Part Number	Length (in/mm)	Width (in/mm)	Height (in/mm)
LS-U770-xxK-E150-A	4.13/105	0.69/17.6	0.57/14.5



POWER SUPPLY LOADING

LS-U770-XXK-E150-A					
	Power Supply	Max. # of Modules Per Continuous String	Total # of Modules Per Power Supply ¹	Total # of Feet	Total # of Meters
UL CLASS 2	12 W	4	4	2.0	0.6
	15 W	5	5	2.5	0.8
	35 W	12	12	5.9	1.8
	60 W	19	20	9.8	3.0
	180 W ²	19	60	29.5	9.0
UL CLASS 1	100 W	19	33	16.2	5.0
	150 W	19	49	24.1	7.4
	180 W	19	59	29.0	8.9
	220 W	19	72	35.4	10.8

Note 1. The number of modules in each of the parallel strings should not exceed the specified maximum.
2. 3 - 60 Watt Channels

LAYOUT GUIDE (ENGLISH)

Sign Type	Mounting Configuration	Depth (in)	Reachout Length (ft)	Module Spacing (ft)	Lit Area/Module (ft ²)	Optical Requirements on Housing Materials
Single-Face (using 7328 white acrylic, 0.18")	On 1 edge	2	2.5	0.38	0.95	Reflective white surface inside
		3	3.0	0.38	1.14	
		4	3.5	0.38	1.33	
		5	4.0	0.38	1.52	
		6	4.0	0.38	1.52	
	On 2 opposite edges	2	2 x 1.75	0.38	0.67	Reflective white surface inside
		3	2 x 2.5	0.38	0.95	
		4	2 x 2.5	0.38	0.95	
		5	2 x 2.5	0.38	0.95	
		6	2 x 2.5	0.38	0.95	
Double-Face (using 7328 white acrylic, 0.18")	On 1 edge	2	2.0	0.38	0.76	Reflective white surface inside
		3	2.5	0.38	0.95	
		4	2.5	0.38	0.95	
		5	2.5	0.38	0.95	
		6	2.5	0.38	0.95	
	On 2 opposite edges	2	2 x 1.5	0.38	0.57	Reflective white surface inside
		3	2 x 1.75	0.38	0.67	
		4	2 x 2.0	0.38	0.76	
		5	2 x 2.0	0.38	0.76	
		6	2 x 2.0	0.38	0.76	



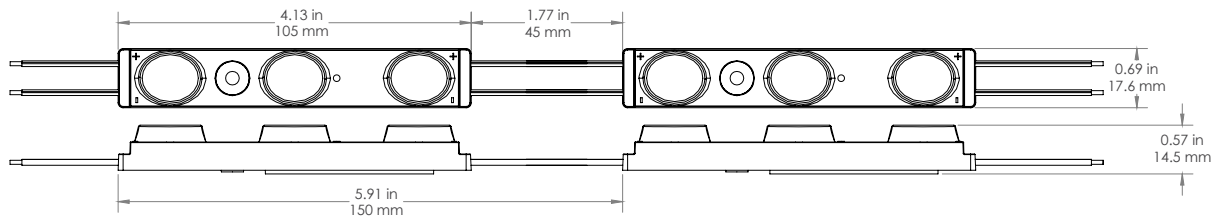
LAYOUT GUIDE (METRIC)

Sign Type	Mounting Configuration	Depth (mm)	Reachout Length (mm)	Module Spacing (mm)	Lit Area/Module (mm ²)	Optical Requirements on Housing Materials
Single-Face (using 7328 white acrylic, 4.5 mm)	On 1 edge	50	760	115	87400	Reflective white surface inside
		75	915	115	105225	
		100	1065	115	122475	
		125	1220	115	140300	
		150	1220	115	140300	
	On 2 opposite edges	50	2 x 535	115	61525	Reflective white surface inside
		75	2 x 760	115	87400	
		100	2 x 760	115	87400	
		125	2 x 760	115	87400	
		150	2 x 760	115	87400	
Double-Face (using 7328 white acrylic, 4.5 mm)	On 1 edge	50	610	115	70150	Reflective white surface inside
		75	760	115	87400	
		100	760	115	87400	
		125	760	115	87400	
		150	760	115	87400	
	On 2 opposite edges	50	2 x 455	115	52325	Reflective white surface inside
		75	2 x 535	115	61525	
		100	2 x 610	115	70150	
		125	2 x 610	115	70150	
		150	2 x 610	115	70150	

SHIPPING INFORMATION

Module Type	Specs	Packaging Quantity			Carton Weight	Box Dimensions			Carton Dimensions			
		Per Bag	Per Box	Per Carton		W	D	H	W	D	H	
LS-U770-xxK-E150-A	Modules	30	30	150	11.0 lb 5.0 kg	15.5	11.5	2.0	16.1	12.0	11.2	inch mm
	Feet	15	15	75		395	295	50	410	305	285	
	Meters	4.6	4.6	23								

DIMENSION DRAWING



1. UL ONLY - These products are only suitable for connection to a UL rated Class 2 power source rated 12 Volt or less.
2. UL ONLY - These products are intended for use only when connected to a power source that complies with UL rated Class 2 voltage and energy limited circuit.
3. UL ONLY -When these units are connected to a UL rated Class 2 circuit, they are not to draw a total wattage of greater than the secondary or output rating of the UL rated Class 2 power supply.
4. These products may be secured in place in the end product by any means available.
5. These products are suitable for use in dry, damp, and wet locations. Not suitable for submersed applications.

<p>GLOBAL HQ 320 Murray Hill Pkwy East Rutherford, NJ 07073 T: (+1) 212 629 6830 E: Sales-US@GENLEDBrands.com</p>	<p>EUROPEAN HQ De Corridor 16K 3621ZB Breukelen Netherlands T: (+31) 346 235 000 E: SalesEurope@GENLEDBrands.com</p>	<p>MEINA HQ PO Box 371378, #823, Building 4EA Dubai Airport Free Zone, Dubai, UAE T: (+971) 4 701 7901 E: SalesMEINA@genlebrands.com</p>	<p>ASIA-PACIFIC HQ Room 402, Building D Shenshi Tongchuang Science and Technology Park No. 16 Hongyin Road Xingqiang Community, Xihu Street Guangming District, Shenzhen, China 518107 Sales: (+86) 139 1836 3905 Office: (+86) 755 8529 0710 E: Sales-Pacific@GENLEDBrands.com</p>
--	---	---	--

[linkedin.com/company/agilight-inc](https://www.linkedin.com/company/agilight-inc)

[facebook.com/AgiLightLED](https://www.facebook.com/AgiLightLED)

[instagram.com/agilightled](https://www.instagram.com/agilightled)