GEN LED acolyte® Architectural Lighting Solutions

Date | Project

Notes

## NEON APEX

Neon Apex is a flexible LED neon designed for unique applications that require a top-bending light surface. Featuring a pliable silicone lens, Neon Apex is a great solution for lighting above or below an arch or wrapping around other unique molded shapes. With Static White, Variable White, color changing RGBW and even Addressable RGBW options, Neon Apex marries the classic gleam of neon with all the benefits of modern LEDs.

- Top-bending turn diameter, just like our RibbonLyte
- RGBW, Static White, Variable White at 4.5 W/ft (14.76 W/m)
- Addressable RGBW at 5.3 W/ft (17.4 W/m)
- Static White, Variable White cut lengths at 1.97 in. (50 mm)
- RGBW cut lengths at 3.28 in. (83.33 mm)
- Addressable RGBW cut lengths at 3.94 in. (100 mm)
- Waterproof and UV resistant
- Compact square design creates signature style
- Assembled in U.S.





### Applications:

| | | |
|---|---|---|
| Commercial | Hospitality | Residential |
| Entertainment | Museums | Retail / Signage |
| Healthcare | Public Spaces | |

RoHS IP67

## ORDERING GUIDE

| Category | Wattage & Color | | Power Feed Direction |
|---|---|---|---|
| **NLA** | | | |
| **NLA** - Neon Apex | **4.524** - 4.5 W/ft 2400K | **4.5VW** - 4.5 W/ft Variable White (2400K-6000K) | **E** - End Feed |
| | **4.527** - 4.5 W/ft 2700K | **4.5RGB27** - 4.5 W/ft RGB+White (2700K) | **B** - Bottom Feed |
| | **4.530** - 4.5 W/ft 3000K | **4.5RGB30** - 4.5 W/ft RGB+White (3000K) | |
| | **4.535** - 4.5 W/ft 3500K | **4.5RGB40** - 4.5 W/ft RGB+White (4000K) | |
| | **4.540** - 4.5 W/ft 4000K | **5.3RGB30ADD** - 5.3 W/ft RGBW (3000K) Addressable | |

**Mounting**

1. Mounting Clips
(Part #: NLAMOUNTCLIPV2)

2. Mounting Channel

Sold by the foot, up to 6 ft 6 in. / 2 m
(Part #: NLACHV2)

## AVAILABLE COLORS AND COLOR TEMPERATURES

2400K 2700K 3000K 3500K 4000K VW RGBW

## POWER FEED OPTIONS / SPECIFICATIONS / USAGE GUIDELINES

| SPECIFICATIONS | NEON APEX |
|---|---|
| Operating Voltage | 24V DC |
| Power Consumption | Static White, Variable White, RGBW: 4.5 W/ft (14.76 W/m)<br>RGBW Addressable: 5.3 W/ft (17.4 W/m) |
| Protection Rating | IP67 |
| Beam Angle | 110° |
| Dimming | ELV / MLV / 0-10 Volt / DMX / Lutron Hi-Lume 1% dimming LED drivers |
| Operating Temperature | -4° F to 140° F (-20° C to 60° C) |
| Color Temperatures / Colors | 2400K, 2700K, 3000K, 3500K, 4000K,<br>Variable White (2400K-6000K), RGBW (2700K, 3000K, 4000K), RGBW (3000K) Addressable |
| Lamp Life | 50,000 Hours |
| Max Length | Static White: 39 ft 4.4 in. (12 m)<br>RGBW: 19 ft 8.2 in. (6 m)<br>Variable White, RGBW Addressable: 16 ft 4.85 in. (5 m) |
| Cuttable Length | Static White, Variable White: 1.97 in. (50 mm)<br>RGBW: 3.28 in. (83.33 mm)<br>RGBW Addressable: 3.94 in. (100 mm) |
| Power Cable Length | Standard: 12 in (304.8 mm) / Custom: up to 20 ft (6 m) |
| UV Resistant | UV tested in accordance with ISO 4892-3 with no visible change on the appearance of the sample |
| Minimum Bend Diameter | 9.44 in. (240 mm) Not Field Cuttable |
| CRI (white) | 90+ for all Color Temperatures |
| Lumens | **4.5 Static White**<br>4000K: 351 lm/ft (1151.3 lm/m), 78 lm/W |
| | **4.5 Variable White**<br>293 lm/ft (961 lm/m), 69 lm/W |
| | **4.5 RGBW**<br>Red: 14 lm/ft (45.9 lm/m), 17 lm/W / Green: 43 lm/ft (141 lm/m), 51 lm/W / Blue: 10 lm/ft (32.8 lm/m), 16 lm/W<br>White: 75 lm/ft (246 lm/m), 67 lm/W / All LEDs at 100%: 142 lm/ft (465.8 lm/m), 31.6 lm/W |
| | **5.3 RGBW Addressable**<br>Red: 14 lm/ft (45.9 lm/m), 12 lm/W / Green: 40 lm/ft (131.2 lm/m), 36 lm/W / Blue: 9 lm/ft (29.5 lm/m), 9 lm/W /<br>White: 43 lm/ft (141 lm/m), 65 lm/W |

## USAGE GUIDELINES

- When installing this product take into account the surface temperature of the material this product is mounted to. Many building surfaces which are exposed to direct sunlight exceed the 95° F/35° C maximum that our product is rated for. High-risk locations like this should be avoided.
- This product is not intended to be submerged in pools and fountains and does not carry UL 676 certification to do so. Available for download at: www.GENLEDBrands.com/Acolyte
- Compatible with a wide variety of control products including the entire line of Lutron dimming systems.
- For use with Acolyte drivers, triac dimming modules, and 0-10 modules.
- Use with non-Acolyte triac, MLV or ELV drivers is not supported or warrantied
- Due to the cuttable points inside, this product's cuttable lengths are generally longer or shorter than the customer requested length. Unless specified, this product is factory cut at the shorter cuttable point
- This product can be used in wet, outdoor locations around swimming pools and spa tubs, but not submerged in swimming pools and spa tubs.
- We reserve the right to make changes to product lineup, specifications, design and finishes at any time without notice.

Acolyte does not warrant or represent that the information is free from errors or omission. The information may change without notice and Acolyte is not in any way liable for the accuracy of any information printed and stored or in any way interpreted or used.

## DISCLAIMER

When installing this product take into account the surface temperature of the material this product is mounted to. Many building surfaces which are exposed to direct sunlight exceed the 113° F/45° C maximum that our product is rated for. High-risk locations like this should be avoided.

This product is not intended to be submerged in pools and fountains and does not carry UL 676 certification to do so.

## DIMENSIONS / DIAGRAMS

### WITH BOTTOM FEED MOLDED END CAP

#### Side View

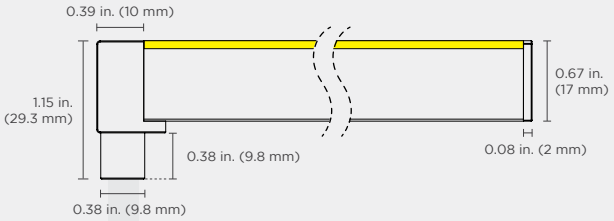


**Max Lengths:**
Static White: 39 ft 4.4 in. (12 m)
RGBW: 19 ft 8.2 in. (6 m)
Variable White, RGBW Addressable: 16 ft 4.85 in. (5 m)

#### End View

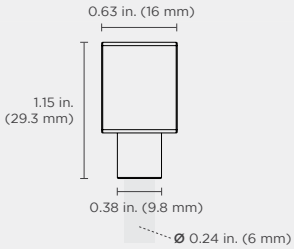


**Width:** 0.63 in. (16 mm)
**Height:** 1.15 in. (29.3 mm)
**Cable Diameter:** 0.24 in. (6 mm)

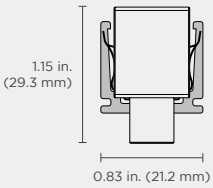


With Mounting Clip

**Width:** 0.83 in. (21.2 mm)
**Height:** 1.15 in. (29.3 mm)

### WITH END FEED MOLDED END CAP

#### Side View

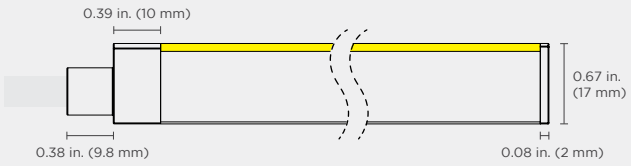


**Max Lengths:**
Static White: 39 ft 4.4 in. (12 m)
RGBW: 19 ft 8.2 in. (6 m)
Variable White, RGBW Addressable: 16 ft 4.85 in. (5 m)

#### End View

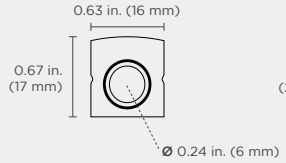


**Width:** 0.63 in. (16 mm)
**Height:** 0.67 in. (17 mm)
**Cable Diameter:** 0.24 in. (6 mm)

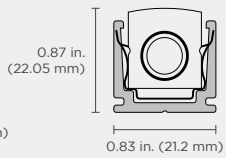


With Mounting Clip

**Width:** 0.83 in. (21.2 mm)
**Height:** 0.87 in. (22.05 mm)

### MOUNTING CLIP

#### Top View

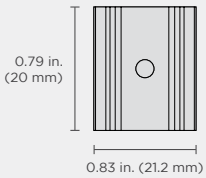


**Width:** 0.83 in. (21.2 mm)
**Depth:** 0.79 in. (20 mm)

#### End View

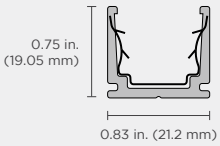


**Width:** 0.83 in. (21.2 mm)
**Height:** 0.75 in. (19.05 mm)

**MOUNTING CHANNEL**
Sold by the foot, up to 6 ft 6 in. / 2 m (same width & height as mounting clip)
(Part #: NLACHV2)

### HYDRO SEAL

The Hydro Seal clinches tightly around the conductors to prevent any water flow from the end of the wire to the circuit board through capillary effect.

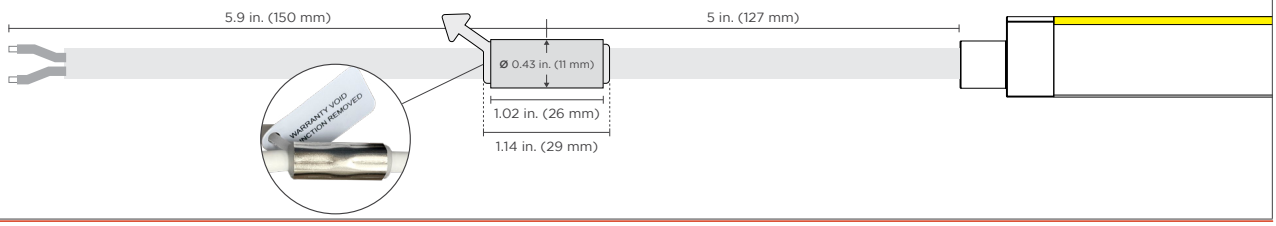

## WIRING DIAGRAMS

### 0-10V

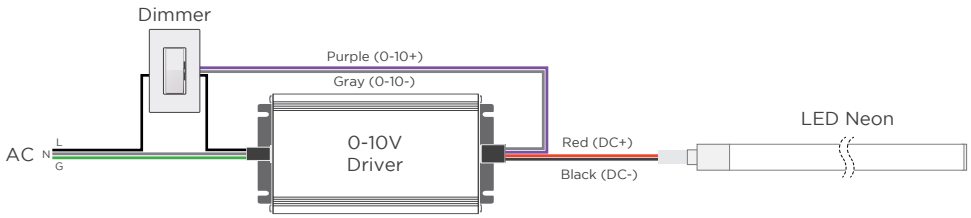


### MLV / ELV

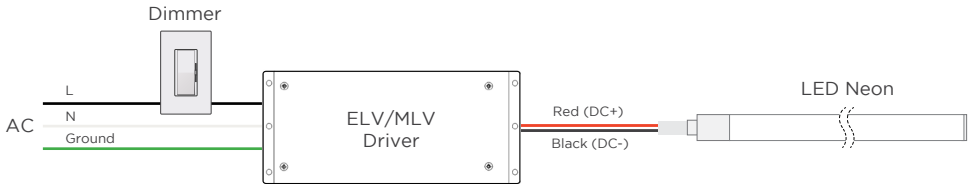


### DMX

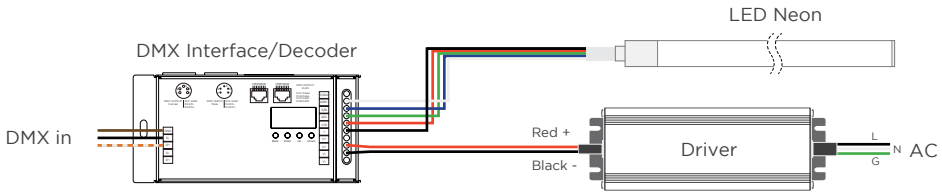


### 2-CHANNEL VARIABLE WHITE DIMMING

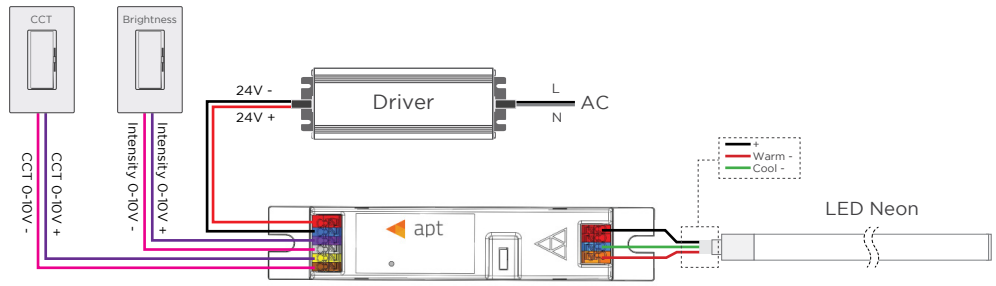


### DMX WIRING DIAGRAM - COMPATIBLE WITH ALL MODELS OF VARIABLE WHITE RIBBONLYTE

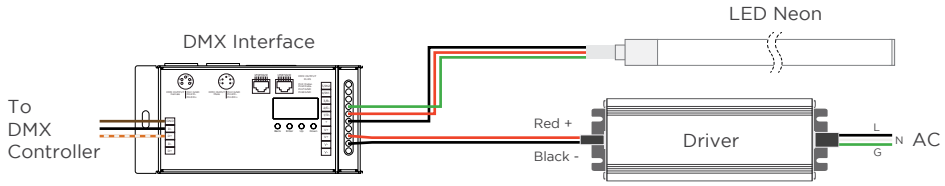


### WIRE COLORS PER RIBBONLYTE COLOR

**STATIC WHITE**
Red Wire (+) Positive
Black Wire (-) Negative

**RGBW**
Black Wire (+) Positive
Red Wire (-) goes to Red Channel
Green Wire (-) goes to Green Channel
Blue Wire (-) goes to Blue Channel
White Wire (-) goes to White Channel

**VARIABLE WHITE**
Black Wire (+) Positive
Red Wire (-) goes to Warm White Channel
Green Wire (-) goes to Cool White Channel

## WIRING DIAGRAMS WITH RGBW ADDRESSABLE NEON APEX

**One DMX Universe consists of 128 addresses and 512 channels (42 ft 8 in. of Neon Apex).**

Any single run of Neon Apex that is less than 16 ft 4.85 in. (5 m) can be wired directly to the controller.

For additional runs, Opto Splitter must be used. Each individual run will need its own Opto Splitter output.

**WIRE INDEX**

- 24V Negative
- 24V Positive
- DMX Ground
- DMX +
- DMX -

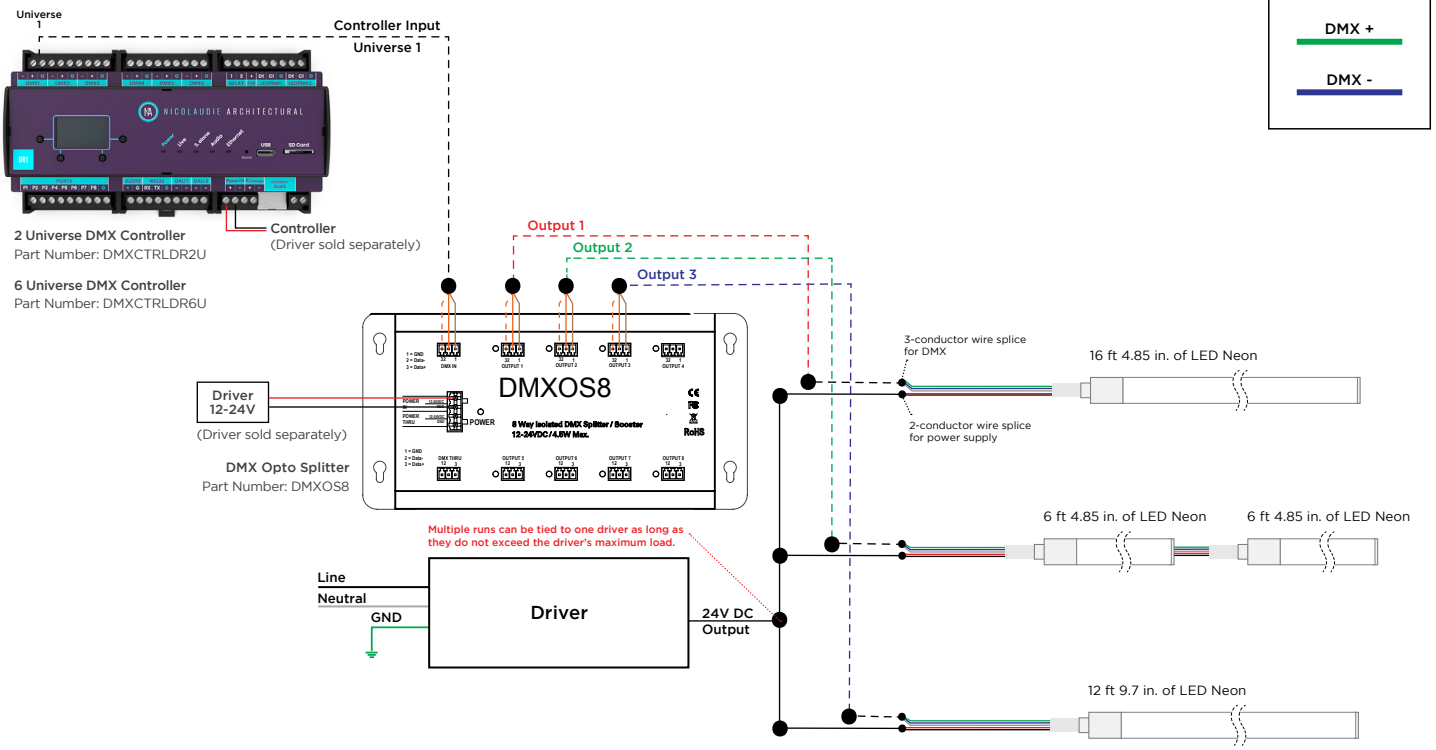


REV.12AUG2022