



Date	Project
Notes	

NEON APEX

Neon Apex is a flexible LED neon designed for unique applications that require a top-bending light surface. Featuring a pliable silicone lens, Neon Apex is a great solution for lighting above or below an arch or wrapping around other unique molded shapes. With Static White, Variable White, color changing RGBW and even Addressable RGBW options, Neon Apex marries the classic gleam of neon with all the benefits of modern LEDs.

- Top-bending turn diameter, just like our RibbonLyte
- RGBW, Static White, Variable White at 4.5 W/ft (14.76 W/m)
- Addressable RGBW at 5.3 W/ft (17.4 W/m)
- Static White, Variable White cut lengths at 1.97 in. (50 mm)
- RGBW cut lengths at 3.28 in. (83.33 mm)
- Addressable RGBW cut lengths at 3.94 in. (100 mm)
- Waterproof and UV resistant
- Compact square design creates signature style



Applications:

- | | | |
|---------------|---------------|------------------|
| Commercial | Hospitality | Residential |
| Entertainment | Museums | Retail / Signage |
| Healthcare | Public Spaces | |



ORDERING GUIDE

Category	Wattage & Color		Power Feed Direction
NLA			
NLA - Neon Apex	4.524 - 4.5 W/ft 2400K	4.5VW - 4.5 W/ft Variable White (2400K-6000K)	E - End Feed
	4.527 - 4.5 W/ft 2700K	4.5RGB27 - 4.5 W/ft RGB+White (2700K)	B - Bottom Feed
	4.530 - 4.5 W/ft 3000K	4.5RGB30 - 4.5 W/ft RGB+White (3000K)	
	4.535 - 4.5 W/ft 3500K	4.5RGB40 - 4.5 W/ft RGB+White (4000K)	
	4.540 - 4.5 W/ft 4000K	5.3RGB30ADD - 5.3 W/ft RGBW (3000K) Addressable	

Mounting

1. Mounting Clips
Recommended for curved applications with 6 in. (150 mm) on center spacing
(Part #: NLAMOUNTCLIPV2)
2. Mounting Channel
Recommended for all straight run applications
Sold by the foot, up to 6 ft 6 in. / 2 m
(Part #: NLACHV2)

AVAILABLE COLORS AND COLOR TEMPERATURES



POWER FEED OPTIONS / SPECIFICATIONS / USAGE GUIDELINES

SPECIFICATIONS	NEON APEX
Operating Voltage	24V DC
Power Consumption	Static White, Variable White, RGBW: 4.5 W/ft (14.76 W/m) RGBW Addressable: 5.3 W/ft (17.4 W/m)
Protection Rating	IP67
Beam Angle	110°
Dimming	ELV / MLV / 0-10 Volt / DMX
Operating Temperature	-4° F to 140° F (-20° C to 60° C)
Color Temperatures / Colors	2400K, 2700K, 3000K, 3500K, 4000K, Variable White (2400K-6000K), RGBW (2700K, 3000K, 4000K), RGBW (3000K) Addressable
Lamp Life	50,000 Hours
Max Length	Static White: 39 ft 4.4 in. (12 m) Variable White, RGBW, RGBW Addressable: 16 ft 4.85 in. (5 m)
Cutable Length	Static White, Variable White: 1.97 in. (50 mm) RGBW: 3.28 in. (83.33 mm) RGBW Addressable: 3.94 in. (100 mm) NOT FIELD CUTTABLE
Power Cable Length	Standard: 12 in (304.8 mm) / Custom: up to 20 ft (6 m)
UV Resistant	UV tested in accordance with ISO 4892-3 with no visible change on the appearance of the sample
Minimum Bend Diameter	9.44 in. (240 mm)
CRI (white)	90+ for all Color Temperatures
Lumens	4.5 Static White 4000K: 351 lm/ft (1151.3 lm/m), 78 lm/W
	4.5 Variable White 293 lm/ft (961 lm/m), 69 lm/W
	4.5 RGBW Red: 14 lm/ft (45.9 lm/m), 17 lm/W / Green: 43 lm/ft (141 lm/m), 51 lm/W / Blue: 10 lm/ft (32.8 lm/m), 16 lm/W White: 75 lm/ft (246 lm/m), 67 lm/W / All LEDs at 100%: 142 lm/ft (465.8 lm/m), 31.6 lm/W
	5.3 RGBW Addressable Red: 14 lm/ft (45.9 lm/m), 12 lm/W / Green: 40 lm/ft (131.2 lm/m), 36 lm/W / Blue: 9 lm/ft (29.5 lm/m), 9 lm/W / White: 43 lm/ft (141 lm/m), 65 lm/W

MOLDED END CAPS



Molded End Cap



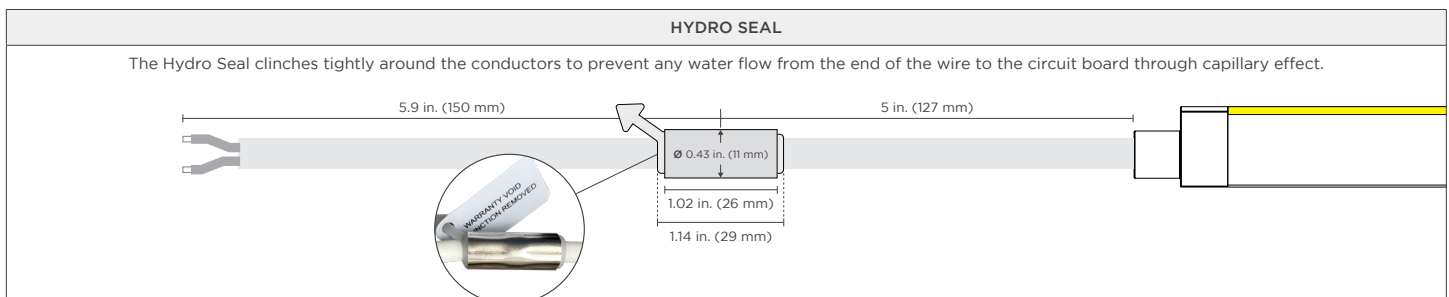
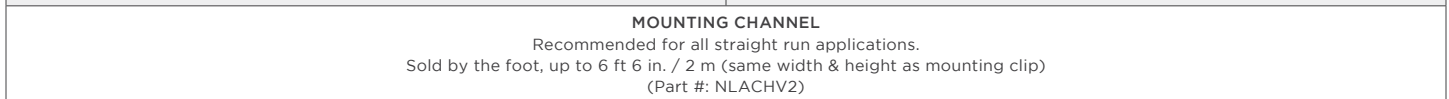
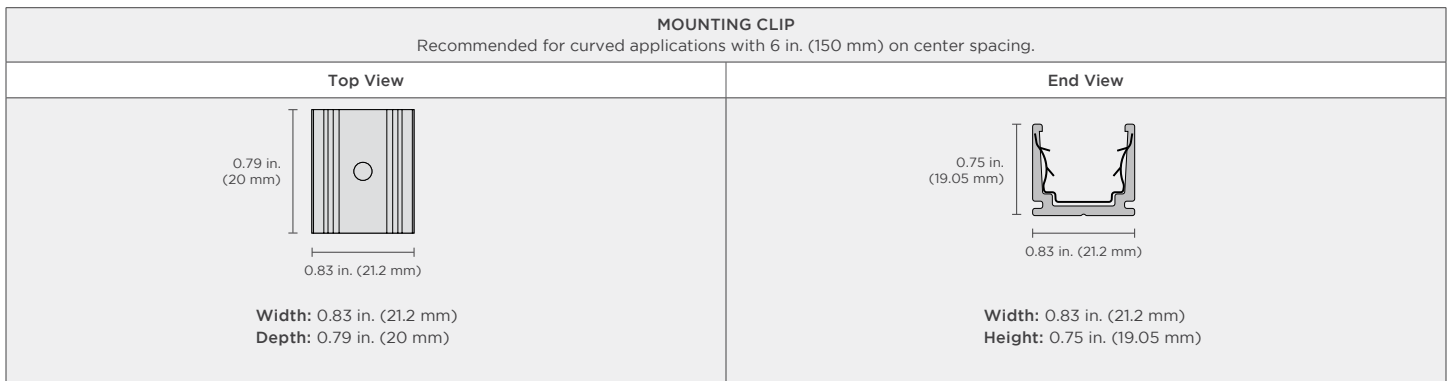
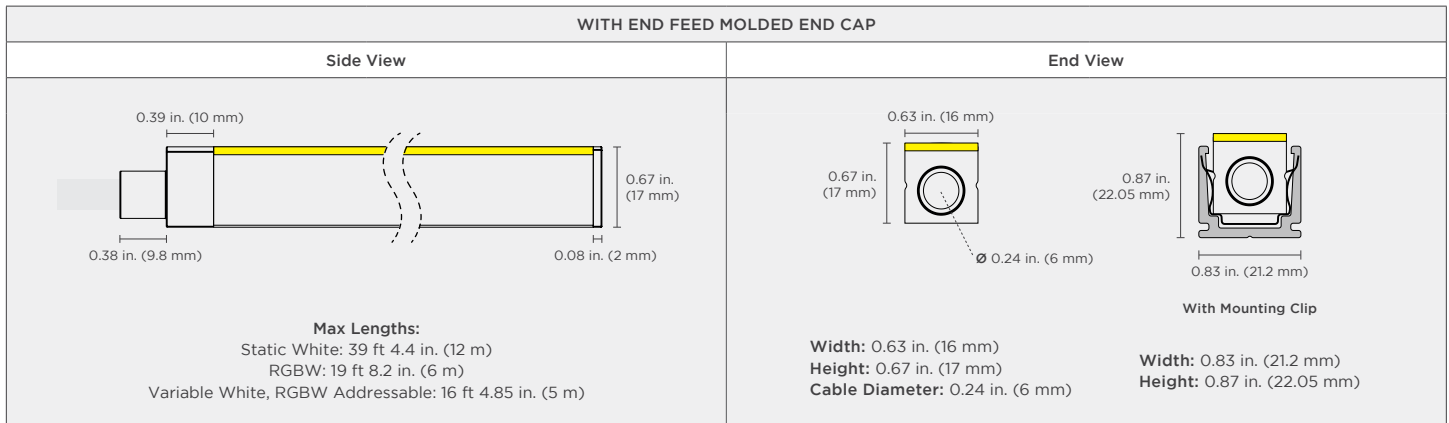
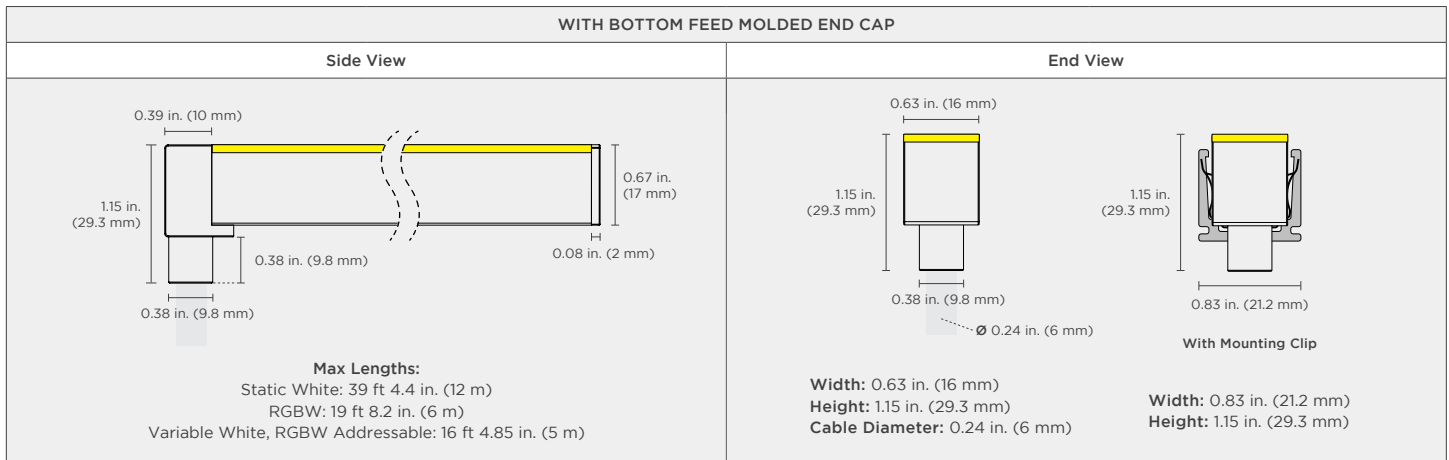
Molded Power Feed End Cap

USAGE GUIDELINES

- Neon Apex cannot be cut in the field. All custom cuts and connections for these models must be performed at the factory to ensure waterproofing standards are met. Any modification of the waterproofing will result in a voided warranty.
- When installing this product take into account the surface temperature of the material where it will be mounted. Many building surfaces which are exposed to direct sunlight exceed the 140° F/60° C maximum that our product is rated for. High-risk locations like this should be avoided.
- This product is not intended to be submerged in pools and fountains and does not carry UL 676 certification to do so. Available for download at: www.GENLEDBrands.com/Acolyte
- Compatible with a wide variety of control products including the entire line of Lutron dimming systems.
- For use with Acolyte drivers, triac dimming modules, and 0-10 modules.
- Use with non-Acolyte triac, MLV or ELV drivers is not supported or warranted
- Due to the cuttable points inside, this product's cuttable lengths are generally longer or shorter than the customer requested length. Unless specified, this product is factory cut at the shorter cuttable point
- This product can be used in wet, outdoor locations around swimming pools and spa tubs, but not submerged in swimming pools and spa tubs.
- We reserve the right to make changes to product lineup, specifications, design and finishes at any time without notice.

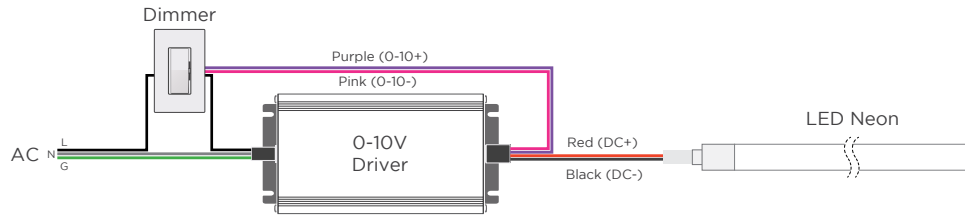
Acolyte does not warrant or represent that the information is free from errors or omission. The information may change without notice and Acolyte is not in any way liable for the accuracy of any information printed and stored or in any way interpreted or used.

DIMENSIONS / DIAGRAMS

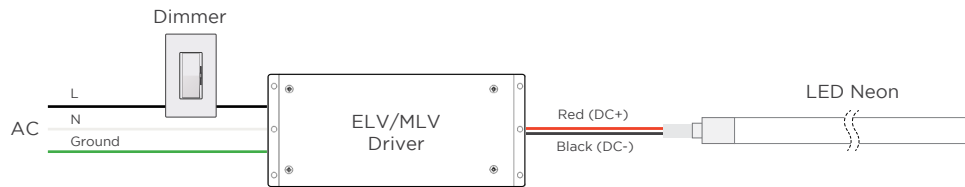


WIRING DIAGRAMS

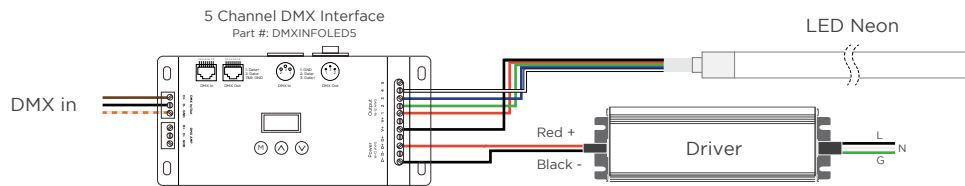
0-10V



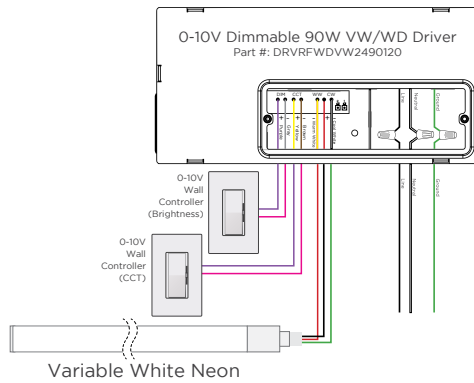
MLV / ELV



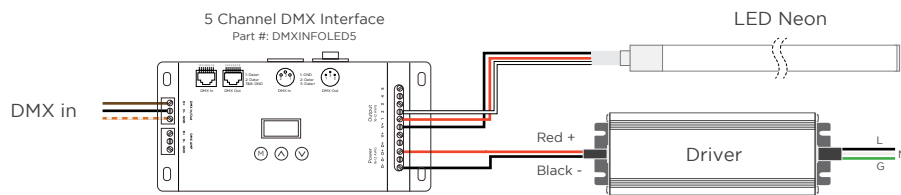
DMX



2-CHANNEL VARIABLE WHITE DIMMING



DMX WIRING DIAGRAM - COMPATIBLE WITH ALL MODELS OF VARIABLE WHITE RIBBONLYTE



WIRE COLORS PER RIBBONLYTE COLOR

STATIC WHITE
Red Wire (+) Positive
Black Wire (-) Negative

RGBW
Black Wire (+) Positive
Red Wire (-) goes to Red Channel
Green Wire (-) goes to Green Channel
Blue Wire (-) goes to Blue Channel
White Wire (-) goes to White Channel






VARIABLE WHITE
Black Wire (+) Positive
Red Wire (-) goes to Warm White Channel
White Wire (-) goes to Cool White Channel

WIRING DIAGRAMS WITH RGBW ADDRESSABLE NEON APEX

One DMX Universe consists of 128 addresses and 512 channels (42 ft 8 in. of Neon Apex).

Any single run of Neon Apex that is less than 16 ft 4.85 in. (5 m) can be wired directly to the controller.

For additional runs, Opto Splitter must be used. Each individual run will need its own Opto Splitter output.

WIRE INDEX	
	GND
	+
	PI
	B-
	A+

