

Rapid Channel by Acolyte




WORK WITH THE SPEED OF LIGHT


RAPID C2 CHANNEL FIXTURE

Our Rapid C2 Channel Fixture is a compact asymmetrical channel with a rounded lens and a 120° beam angle that is ideal for a wide, even spread of light. This channel is designed for corner and angled applications and includes a choice of frosted or milky lens. Design a stunning custom fixture with our Rapid C2 Channel Fixture and our Rapid Ribbon 95+ by Acolyte products. It ships in 48 hours or less!

- 120° beam angle
- Rounded Frosted or Milky lens
- For corners or angles



LENS FINISHES



Applications:

Commercial Entertainment Hospitality Museums Residential Retail Healthcare Public Spaces

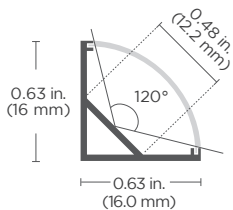


RoHS

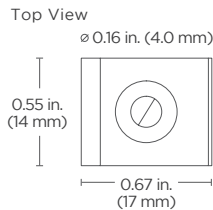
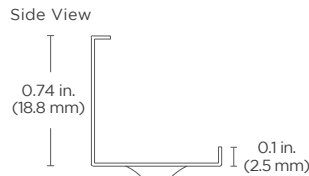
SPECIFICATIONS

Beam Angle	120°	DIMENSIONS	
Lens Type	Frosted, Milky	Channel (W x H x Internal Width)	0.63 in. x 0.63 in. x 0.48 in. (16 mm x 16 mm x 12.2 mm)
Operating Voltage	24V	Channel with Mounting (W x H)	0.74 in. x 0.74 in. (18.8 mm x 18.8 mm)

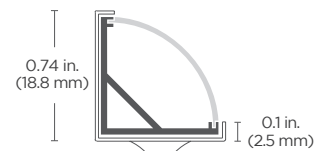
RAPID C2 CHANNEL



MOUNTING CLIP



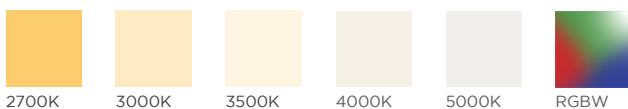
CHANNEL WITH MOUNTING CLIP



ORDERING GUIDE

CATEGORY	LENS	Included Accessories:
CHC2		Mounting Clip x 3
CHC2 - Rapid C2 Channel	F - Frosted	End Cap x 2
	M - Milky	End Cap with Hole x 2

AVAILABLE COLOR TEMPERATURES



REV.19MAY2021