

# Rapid Channel by Acolyte




WORK WITH THE SPEED OF LIGHT


## RAPID C2 CHANNEL FIXTURE

Our Rapid C2 Channel Fixture is a compact asymmetrical channel with a rounded lens and a 120° beam angle that is ideal for a wide, even spread of light. This channel is designed for corner and angled applications and includes a choice of frosted or milky lens. Design a stunning custom fixture with our Rapid C2 Channel Fixture and our Rapid Ribbon 95+ by Acolyte products. It ships in 48 hours or less!

- Comes in 6 ft. 6 in. (2 m) lengths
- 120° beam angle
- Frosted or Milky lens
- For corners or angles



### LENS FINISHES



### Applications:

Commercial    Hospitality    Residential    Healthcare  
Entertainment    Museums    Retail    Public Spaces



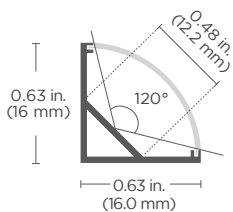
RoHS



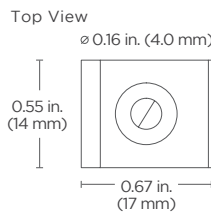
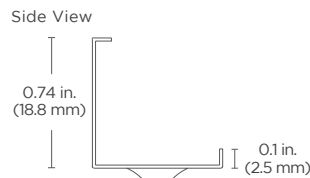
## SPECIFICATIONS

<b>Beam Angle</b>	120°	<b>DIMENSIONS</b>	
<b>Lens Type</b>	Frosted, Milky	<b>Channel (W x H x Internal Width)</b>	0.63 in. x 0.63 in. x 0.48 in. (16 mm x 16 mm x 12.2 mm)
<b>Operating Voltage</b>	24V	<b>Channel with Mounting (W x H)</b>	0.74 in. x 0.74 in. (18.8 mm x 18.8 mm)

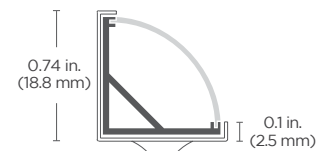
### RAPID C2 CHANNEL



### MOUNTING CLIP



### CHANNEL WITH MOUNTING CLIP



## ORDERING GUIDE

CATEGORY	LENS	Included Accessories:
CHC2		Mounting Clip x 3
CHC2 - Rapid C2 Channel	F - Frosted	End Cap x 2
	M - Milky	End Cap with Hole x 2

Note: Comes in uncut 6 ft. 6 in. (2 m) lengths

## AVAILABLE COLOR TEMPERATURES

