

4.3 STATIC WHITE LINEA RIBBONLYTE

Static White Linea RibbonLyte features a “chip on board” design and a special raised coating that allows for diode-free light even without a diffuser lens. A tight pitch of 12 LED chips per inch ensures that either in direct view or in a complete channel fixture, high-CRI Static White Linea RibbonLyte won't show individual diodes in any of four dimmable CCTs ranging from 2700K to 4000K.

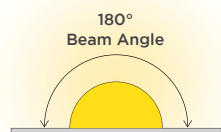
- 2700K, 3000K, 3500K, 4000K
- 1.97 in. (50 mm) cut length
- 75-86 lm/W
- 90+ CRI
- IP67 models available upon request
- Closet rated (standalone or surface channels)

Applications:

Commercial
Entertainment
Healthcare

Hospitality
Museums
Public Spaces

Residential
Retail



ORDERING GUIDE

Category	CRI	Ribbon Type & IP Rating	Wattage & Color
RB	90	LINEA20	
RB - RIBBONLYTE	90 - 90+ CRI Static White	LINEA20 - Linea RibbonLyte IP20	4.327 - 4.3 W/ft (14 W/m) 2700K 4.330 - 4.3 W/ft (14 W/m) 3000K 4.335 - 4.3 W/ft (14 W/m) 3500K 4.340 - 4.3 W/ft (14 W/m) 4000K

CONNECTION OPTIONS

1. End Feed Bare Wire Connection (Default Option)



2. IP67 Connector Input




3. Soldered Daisy Chain



4. Daisy Chain with IP67 Connectors



5. Bare Wire on Both Ends



Standard cable length if not specified:

- 12 in. cable with bare wire (custom length up to 20 feet)
 - Standard 12 in. cable with IP67 connectors (custom length up to 10 feet)
 - Daisy chain with 3 in. cable between runs (custom length up to 36 in.)
 - 3 in. cable between IP67 connector and RibbonLyte (custom length up to 18 in.)
 - Standard 12 in. cable with bare wire (custom length up to 10 feet on both ends)
- Note: IP67 connectors are used for both IP20 and IP67 RibbonLyte

AVAILABLE COLOR TEMPERATURES



2700K



3000K





3500K




4000K

SPECIFICATIONS / DIAGRAM / USAGE GUIDELINES

4.3 STATIC WHITE LINEA RIBBONLYTE				
Operating Voltage	24V			
Power Consumption	4.3 W/ft (14 W/m)			
Current (mA) - 24V	179 mA/ft (588 mA/m)			
LED Pitch	146 LEDs/ft (480 LEDs/m)			
Protection Rating	IP20 (IP67 models available upon request)			
Dimming/Control	MLV / 0-10 Volt / Lutron Hi-Lume 1% dimming & Hi-Lume Premier 0.1% L3D0 LED drivers / Lutron VIVE code compliance available / ELV / DALI			
Operating Temperature	-40° F to 158° F (-40° C to 70° C)			
Colors Temperatures	2700K	3000K	3500K	4000K
Lumens	323 lm/ft (1058 lm/m)	335 lm/ft (1100 lm/m)	370 lm/ft (1214 lm/m)	370 lm/ft (1214 lm/m)
LED Beam Angle	180°			
Minimum Bend Diameter	1.97 in. (50 mm)			
Cutable Length	1.97 in. (50 mm)			
CRI - All Color Temp.	90+ CRI			
Lumens/Watt	75 lm/W	78 lm/W	86 lm/W	86 lm/W
Certifications	UL, CE, RoHS Suitable for use in closets, compliant with NFPA® 70, NEC® Section 410.16 (A)(3) and 410.16 (C)(5).			
Warranty	3 years			

DIMENSIONS	Top View	Side View	Dimensions
IP20	 <p>CUTTABLE EVERY: 1.97 in (50 mm)</p>		<p>Width 0.39 in. (10 mm)</p> <p>Max Length 24.6 ft (7.5 m)</p> <p>Height 0.09 in. (2.2 mm)</p>

OPTIONAL ACCESSORY

0.5 in. VHB Tape	Flat Mounting Clip
 <p>Provides superior holding power in surface mounted applications Part Number: VHBTape0.5BK</p>	 <p>For mounting IP20 RibbonLyte Part Number: RBMNTSIL</p>












































Note: RibbonLyte comes with an adhesive backing, but Acolyte recommends using VHB Tape for extra support in surface mounted applications.

USAGE GUIDELINES

- IP65 and IP68 RibbonLyte cannot be cut in the field. All custom cuts and connections for these models must be performed at the factory to ensure waterproofing standards are met. Any modification of the waterproofing will result in a void warranty.
- When installing this product, consider the surface temperature of the material where it will be mounted. Many building surfaces which are exposed to direct sunlight exceed the 70° C / 158° F maximum for which our product is rated. High-risk locations like this should be avoided.
- IP20 RibbonLyte products are for indoor use in dry areas. IP65 RibbonLyte products can be used in indoor dry/damp locations such as bathrooms and kitchens. IP68 RibbonLyte products can be used in wet, outdoor locations around pools and spa tubs, but our products are not intended to be submerged in pools and fountains and do not carry UL676 certification to do so.
- Please refer to the RibbonLyte Proper Usage Guide in our Application Guide for more information. Available for download at AcolyteLED.com.
- This product is compatible with a wide variety of control products including the entire line of Lutron dimming systems.
- For use with Acolyte drivers, 0-10V dimming modules and interface controllers (DMXINF models).
- Use with non-Acolyte supplied drivers is not supported or warranted.
- Due to the nature of RibbonLyte products, cuttable lengths are generally longer or shorter than the customer requested length. Unless specified, RibbonLyte is factory cut at the shorter cuttable point.
- We reserve the right to make changes to product lineup, specifications, design and finishes at any time without notice.

Acolyte does not warrant or represent that the information is free from errors or omission. The information may change without notice and Acolyte is not in any way liable for the accuracy of any information printed and stored or in any way interpreted or used.

CHANNEL COMPATIBILITY / CHANNEL OPTIONS

CHANNEL	IP20	SURFACE MOUNTED CHANNELS								
AC1	✓	LENS OPTIONS: C - Clear F - Frosted K - Black M - Milky NP - Narrow Prismatic WP - Wide Prismatic RM - Round Milky SM - Square Milky								
AC2	✓	       								
AC3	✓	AC1 C, F, M	AC2 C, F, M	AC3 C, F, M	AC4 C, F, M	AC5 C, F, M	AS1 C, F, M	AS2 C, F, M	AS3 C, F, M	
AC4	✓	       								
AC5	✓	AS6 C, F, M	AS12 RM	AS13 RM, SM	AS16 C, K, M	AS20G G	AS23 C, K, M, SM	AS30 M, RM, SM	AT4 C, F, M	
AR1	✓	       								
AR3	✓	AT5 C, F, M	AW10 C, K, M	AW12 C, K, M, RM	AW14 C, K, M	AW38 M, RM, SM	B1 C, F, M	B2 RM	ROUND12 C, K, M	
AR8	✓	       								
AR10	✓	WH35 C, F, M								
AR16	✓	RECESSED CHANNELS								
AR20	✓	LENS OPTIONS: C - Clear F - Frosted K - Black M - Milky NP - Narrow Prismatic WP - Wide Prismatic RM - Round Milky SM - Square Milky								
AR25	✓	       								
AR30	✓	AR1 C, F, M	AR3 C, F, M	AR8 C, F, M	AR10 C, M	AR16 C, M, K	AR20 C, K, M, SM	AR25 M, RM, SM	AR30 M, RM, SM	
AR33		  								
AS1	✓	SC3 M	SC4 M, RM, SM	SC5 M, RM, SM						
AS2	✓									
AS3	✓									
AS6	✓									
AS10										
AS12	✓									
AS13	✓									
AS16	✓									
AS20G	✓									
AS23	✓									
AS30	✓									
AS53										
AT4	✓									
AT5	✓									
AW10	✓									
AW12	✓									
AW14	✓									
AW38	✓									
B1	✓									
B2	✓									
ROUND12	✓									
SC3	✓									
SC4	✓									
SC5	✓									
WH35	✓									

DISCLAIMER

When installing this product take into account the surface temperature of the material this product is mounted to. Many building surfaces which are exposed to direct sunlight exceed the 70°C/158°F maximum that our product is rated for. High risk locations like this should be avoided.

Our IP68 product is not intended to be submerged in pools and fountains and does not carry UL676 certification to do so.

STATIC WHITE
Red Wire (+) Positive
Black Wire (-) Negative

Wiring diagram for the 0-10V Dimmer Driver. The diagram shows an AC input (L and N) connected to a Dimmer switch. The Dimmer switch controls the Purple (0-10+) and Gray (0-10-) lines, which are connected to the 0-10V Driver. The driver's output is connected to the Red (DC+) and Black (DC-) lines of the Linea RibbonLite LED strip.

The diagram shows an AC input with three lines: L (Live), N (Neutral), and Ground. These lines pass through a Dimmer switch before entering the ELV/MLV Driver. The driver has two output lines: Red (DC+) and Black (DC-), which are connected to the Linea RibbonLyte LED strip.