



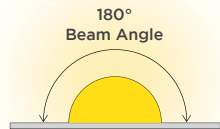
6.1 VARIABLE WHITE LINEA RIBBONLYTE

Variable White Linea RibbonLyte features a “chip on board” design and a special raised coating that allows for diode-free light even without a diffuser lens. A tight pitch of 14 LED chips per inch ensures that either in direct view or in a complete channel fixture, Variable White Linea RibbonLyte provides superior blending without showing individual diodes as you tune it from 2700K to 6500K.

- Tunable from 2700-6500K
- 1.09 in. (27.78 mm) cut lengths
- 86-105 lm/W
- 80+ CRI
- IP67 model available upon request
- 6.1 W/ft (20 W/m)
- All on: 72 lm/W
- All on: 439.02 lm/ft (1439.99 lm/m)

Applications:

- | | | |
|---------------|---------------|-------------|
| Commercial | Hospitality | Residential |
| Entertainment | Museums | Retail |
| Healthcare | Public Spaces | |



ORDERING GUIDE

Category	CRI	Ribbon Type & IP Rating	Wattage + Color
RB	0	LINEA20	6.1VW
RB - Ribbonlyte	0 - Color Changing	LINEA20 - Linea RibbonLyte IP20	6.1VW - 6.1 W/ft (20 W/m) Variable White (2700K-6500K)

CONNECTION OPTIONS

1. End Feed Bare Wire Connection (Default Option)



2. IP67 Connector Input



3. Soldered Daisy Chain



4. Daisy Chain with IP67 Connectors



5. Bare Wire on Both Ends



Standard cable length if not specified:

1. 12 in. cable with bare wire (custom length up to 20 feet)
2. Standard 12 in. cable with IP67 connectors (custom length up to 10 feet)
3. Daisy chain with 3 in. cable between runs (custom length up to 36 in.)
4. 3 in. cable between IP67 connector and RibbonLyte (custom length up to 18 in.)
5. Standard 12 in. cable with bare wire (custom length up to 10 feet on both ends)

Note: IP67 connectors are used for both IP20 and IP67 RibbonLyte

AVAILABLE COLOR TEMPERATURES



VW



SPECIFICATIONS / DIAGRAM / USAGE GUIDELINES

VARIABLE WHITE LINEA RIBBONLYTE			
Operating Voltage	24V		
Color Temperatures	2700K - 6500K		
	Warm White (2700K)	Cool White (6500K)	All On
Power Consumption	3.1 W/ft (10.17 W/m)	3.1 W/ft (10.17 W/m)	6.1 W/ft (20 W/m)
Lumens	212.23 lm/ft (696.11 lm/m)	254.76 lm/ft (835.61 lm/m)	439.02 lm/ft (1439.99 lm/m)
Efficacy	70 lm/W	84 lm/W	72 lm/W
Current (mA) - 24V	254 mA/ft (834 mA/m)		
LED Pitch	175 LEDs/ft (576 LEDs/m)		
Protection Rating	IP20 (IP67 model available upon request)		
Dimming/Control	DMX / 0-10V with Dimming Module		
Operating Temperature	-40° F to 140° F (-40° C to 60° C)		
LED Beam Angle	180°		
Minimum Bend Diameter	1.97 in. (50 mm)		
Cutable Length	1.09 in. (27.78 mm)		
CRI	80+ CRI		
Certifications	UL, CE, RoHS		
Warranty	3 years		

DIMENSIONS	Top View - Front of RibbonLyte	Top View - Back of RibbonLyte	Side View	Dimensions
IP20				Width 0.39 in (10 mm) Max Length 16.4 ft (5 m) Height 0.09 in (2.2 mm)
CUTTABLE EVERY: 1.09 in. (27.78 mm)				

OPTIONAL ACCESSORY

0-10V Dimmable 90W VW/WD Driver Part Number: DRVRFWDVW2490120	0.5 in. VHB Tape* Provides superior holding power in surface mounted applications Part Number: VHBTAPE0.5BK	Flat Mounting Clip For mounting I20 RibbonLyte Part Number: RBMNTSIL
---	--	---

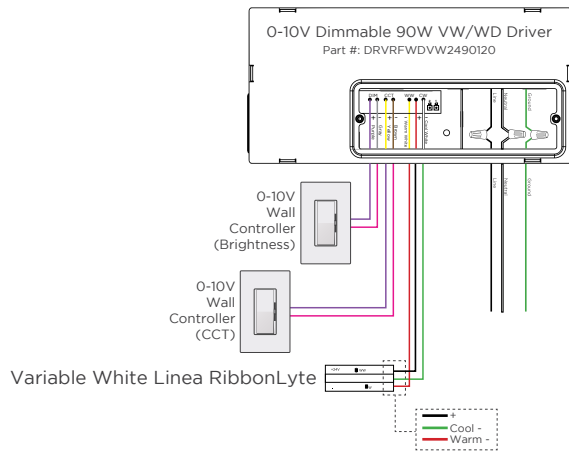
* RibbonLyte comes with an adhesive backing, but Acolyte recommends using VHB Tape for extra support in surface mounted applications.

USAGE GUIDELINES

- IP65 and IP68 RibbonLyte cannot be cut in the field. All custom cuts and connections for these models must be performed at the factory to ensure waterproofing standards are met. Any modification of the waterproofing will result in a void warranty.
 - When installing this product, consider the surface temperature of the material where it will be mounted. Many building surfaces which are exposed to direct sunlight exceed the 70° C / 158° F maximum for which our product is rated. High-risk locations like this should be avoided.
 - IP20 RibbonLyte products are for indoor use in dry areas. IP65 RibbonLyte products can be used in indoor dry/damp locations such as bathrooms and kitchens. IP68 RibbonLyte products can be used in wet, outdoor locations around pools and spa tubs, but our products are not intended to be submerged in pools and fountains and do not carry UL676 certification to do so.
 - Please refer to the RibbonLyte Proper Usage Guide in our Application Guide for more information. Available for download at AcolyteLED.com.
 - This product is compatible with a wide variety of control products including the entire line of Lutron dimming systems.
 - For use with Acolyte drivers, 0-10V dimming modules and interface controllers (DMXINF models).
 - Use with non-Acolyte supplied drivers is not supported or warranted.
 - Due to the nature of RibbonLyte products, cuttable lengths are generally longer or shorter than the customer requested length. Unless specified, RibbonLyte is factory cut at the shorter cuttable point.
 - We reserve the right to make changes to product lineup, specifications, design and finishes at any time without notice.
- Acolyte does not warrant or represent that the information is free from errors or omission. The information may change without notice and Acolyte is not in any way liable for the accuracy of any information printed and stored or in any way interpreted or used.

WIRING DIAGRAMS

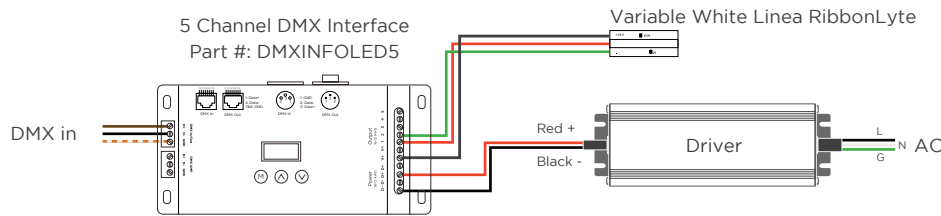
2-CHANNEL VARIABLE WHITE DIMMING



WIRE COLORS PER RIBBONLYTE COLOR

- VARIABLE WHITE**
 Black Wire (+) Positive
 Red Wire (-) Warm Channel
 Green Wire (-) Cool Channel

DMX WIRING DIAGRAM - COMPATIBLE WITH ALL MODELS OF VARIABLE WHITE RIBBONLYTE



ACTUAL POWER CONSUMPTION

Length (ft)	Length (m)	Actual Power Consumed (W)	Average Wattage (W/ft)	Average Wattage (W/m)	Actual Current Drawn (A)
5	1.52	28.06	5.61	18.41	1.169
10	3.05	44.91	4.49	14.73	1.871
15	4.57	47.58	3.17	10.40	1.983
16.4	5.00	48.02	2.93	9.60	2.001

NOTE: Quotes use nominal values. We highly recommend using nominal wattages for all customer calculations. Allow for a 15% buffer (10% driver, 5% fixture) in these calculations as performance may vary. Acolyte is not liable for product performance if these tables are used instead of nominal values when orders are placed.

REV.06NOV2024

GLOBAL HQ

320 Murray Hill Pkwy
 East Rutherford, NJ 07073
 T: (+1) 212 629 6830
 E: Sales-US@GENLEDBrands.com

EUROPEAN HQ

De Corridor 16K
 36212B Breukelen
 Netherlands
 T: (+31) 346 235 000
 E: SalesEurope@GENLEDBrands.com

MEINA HQ

PO Box 371378, #823, Building 4EA
 Dubai Airport Free Zone, Dubai, UAE
 T: (+971) 4 701 7901
 E: SalesMEINA@genlebrands.com

ASIA-PACIFIC HQ

Room 402, Building D
 Shenshi Tongchuang Science and Technology Park
 No. 16 Hongyin Road
 Xingqiang Community, Xinhui Street
 Guangming District, Shenzhen, China 518107
 Sales: (+86) 139 1836 3905
 Office: (+86) 755 8529 0710
 E: Sales-Pacific@GENLEDBrands.com

[linkedin.com/company/genledacolyte](https://www.linkedin.com/company/genledacolyte)

[facebook.com/acolyteled](https://www.facebook.com/acolyteled)

[instagram.com/acolyte_led](https://www.instagram.com/acolyte_led)