

6.1 VARIABLE WHITE LINEA RIBBONLYTE

Variable White Linea RibbonLyte features a “chip on board” design and a special raised coating that allows for diode-free light even without a diffuser lens. A tight pitch of 14 LED chips per inch ensures that either in direct view or in a complete channel fixture, Variable White Linea RibbonLyte provides superior blending without showing individual diodes as you tune it from 2700K to 6500K.


- Tunable from 2700-6500K
- 1.09 in. (27.78 mm) cut lengths
- 86-105 lm/W
- 80+ CRI
- IP67 model available upon request

Applications:

Commercial
Entertainment
Healthcare

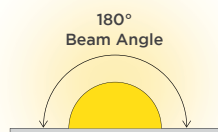
Hospitality
Museums
Public Spaces

Residential
Retail



RoHS

IP20



ORDERING GUIDE

Category	CRI	Ribbon Type & IP Rating	Wattage + Color
RB	0	LINEA20	6.1VW
RB - Ribbonlyte	0 - Color Changing	LINEA20 - Linea RibbonLyte IP20	6.1VW - 6.1 W/ft (20 W/m) Variable White (2700K+6500K)

CONNECTION OPTIONS

1. End Feed Bare Wire Connection (Default Option)



2. IP67 Connector Input



3. Soldered Daisy Chain



4. Daisy Chain with IP67 Connectors



5. Bare Wire on Both Ends



Standard cable length if not specified:

1. 12 in. cable with bare wire (custom length up to 20 feet)
2. Standard 12 in. cable with IP67 connectors (custom length up to 10 feet)
3. Daisy chain with 3 in. cable between runs (custom length up to 36 in.)
4. 3 in. cable between IP67 connector and RibbonLyte (custom length up to 18 in.)
5. Standard 12 in. cable with bare wire (custom length up to 10 feet on both ends)

Note: IP67 connectors are used for both IP20 and IP67 RibbonLyte




AVAILABLE COLOR TEMPERATURES






VW

SPECIFICATIONS / DIAGRAM / USAGE GUIDELINES

VARIABLE WHITE LINEA RIBBONLYTE	
Operating Voltage	24V
Power Consumption	6.1 W/ft (20 W/m)
Current (mA) - 24V	254 mA/ft (834 mA/m)
LED Pitch	175 LEDs/ft (576 LEDs/m)
Protection Rating	IP20 (IP67 model available upon request)
Dimming/Control	DMX / 0-10V with Dimming Module
Operating Temperature	-40° F to 140° F (-40° C to 60° C)
Color Temperatures	2700K+6500K
Maximum Light Output	580 lm/ft (1903 lm/m)
LED Beam Angle	180°
Minimum Bend Diameter	1.97 in. (50 mm)
Cuttable Length	1.09 in. (27.78 mm)
CRI	80+ CRI
Lumens/Watt	86 - 105 lm/W
Certifications	UL, CE, RoHS
Warranty	3 years

DIMENSIONS	Top View - Front of RibbonLyte	Top View - Back of RibbonLyte	Side View	Dimensions
IP20				Width 0.39 in (10 mm) Max Length 16.4 ft (5 m) Height 0.09 in (2.2 mm)
CUTTABLE EVERY: 1.09 in. (27.78 mm)				

OPTIONAL ACCESSORY

0-10V Dimmable 90W VW/WD Driver	0.5 in. VHB Tape*	Flat Mounting Clip
 <p>Part Number: DRVRFWDVW2490120</p>	 <p>Provides superior holding power in surface mounted applications Part Number: VHBTape0.5BK</p>	 <p>For mounting I20 RibbonLyte Part Number: RBMNTSIL</p>

* RibbonLyte comes with an adhesive backing, but Acolyte recommends using VHB Tape for extra support in surface mounted applications.

USAGE GUIDELINES

- IP65 and IP68 RibbonLyte cannot be cut in the field. All custom cuts and connections for these models must be performed at the factory to ensure waterproofing standards are met. Any modification of the waterproofing will result in a void warranty.
- When installing this product, consider the surface temperature of the material where it will be mounted. Many building surfaces which are exposed to direct sunlight exceed the 70° C / 158° F maximum for which our product is rated. High-risk locations like this should be avoided.
- IP20 RibbonLyte products are for indoor use in dry areas. IP65 RibbonLyte products can be used in indoor dry/damp locations such as bathrooms and kitchens. IP68 RibbonLyte products can be used in wet, outdoor locations around pools and spa tubs, but our products are not intended to be submerged in pools and fountains and do not carry UL676 certification to do so.
- Please refer to the RibbonLyte Proper Usage Guide in our Application Guide for more information. Available for download at AcolyteLED.com.
- This product is compatible with a wide variety of control products including the entire line of Lutron dimming systems.
- For use with Acolyte drivers, 0-10V dimming modules and interface controllers (DMXINF models).
- Use with non-Acolyte supplied drivers is not supported or warranted.
- Due to the nature of RibbonLyte products, cuttable lengths are generally longer or shorter than the customer requested length. Unless specified, RibbonLyte is factory cut at the shorter cuttable point.
- We reserve the right to make changes to product lineup, specifications, design and finishes at any time without notice.

Acolyte does not warrant or represent that the information is free from errors or omission. The information may change without notice and Acolyte is not in any way liable for the accuracy of any information printed and stored or in any way interpreted or used.

CHANNEL COMPATIBILITY / CHANNEL OPTIONS

CHANNEL	IP20	SURFACE MOUNTED CHANNELS								
AC1	✓	LENS OPTIONS: C - Clear F - Frosted K - Black M - Milky NP - Narrow Prismatic WP - Wide Prismatic RM - Round Milky SM - Square Milky								
AC2	✓									
AC3	✓									
AC4	✓									
AC5	✓									
AR1	✓									
AR3	✓									
AR8	✓									
AR10	✓									
AR16	✓									
AR20	✓									
AR25	✓									
AR30	✓									
AR33										
AS1	✓									
AS2	✓									
AS3	✓									
AS6	✓									
AS10										
AS12	✓									
AS13	✓									
AS16	✓									
AS20G	✓									
AS23	✓									
AS30	✓									
AS53										
AT4	✓									
AT5	✓									
AW10	✓									
AW12	✓									
AW14	✓									
AW38	✓									
B1	✓									
B2	✓									
ROUND12	✓									
SC3	✓									
SC4	✓									
SC5	✓									
WH35	✓									

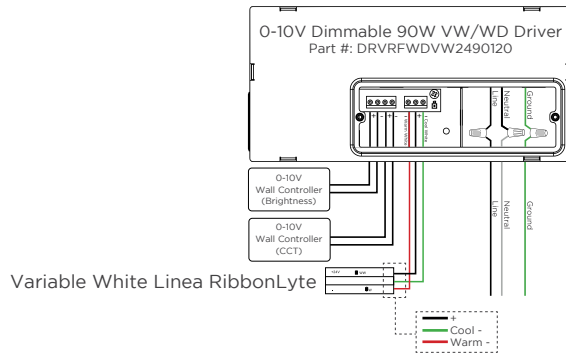
DISCLAIMER

When installing this product take into account the surface temperature of the material this product is mounted to. Many building surfaces which are exposed to direct sunlight exceed the 70°C/158°F maximum that our product is rated for. High risk locations like this should be avoided.

Our IP68 product is not intended to be submerged in pools and fountains and does not carry UL676 certification to do so.

WIRING DIAGRAMS

2-CHANNEL DIMMING WIRING DIAGRAM



WIRE COLORS PER RIBBONLYTE COLOR

VARIABLE WHITE

- Black Wire (+) Positive
- Red Wire (-) Warm Channel
- Green Wire (-) Cool Channel

DMX WIRING DIAGRAM - COMPATIBLE WITH ALL MODELS OF VARIABLE WHITE RIBBONLYTE

