

Product Description:

- Constant voltage LED power supply
- Universal input voltage range, 100-277 VAC
- Connection cable with stripped cable end (length approx. 19.7 in. / 500 mm)
- Polarity identifiers, secondary + red / - black
- White finish
- Nominal lifetime 70,000 h (at 230Vac, full load, Tc: 185° F/85° C)
- 7-year guarantee (for Tc: 185° F/85° C)
- Suitable for emergency installation according EN 50172



Properties:

- Low-profile design
- Low power loss
- Short-circuit shutdown feature w/ automatic restart
- OVP, OCP, OTP and surge protection
- SELV
- IP68
- Encapsulated metal casing



ORDERING GUIDE

Type	PS12-100W-GN-B
Article Number	28000510B
Packaging Carton	25 pc(s).
Weight per pc.	0.99 lb (0.45 kg)
Carton Dimensions	16.34 x 15.75 x 6.69 in. 415 x 400 x 170 mm
Carton Weight	33.1 lb (15 kg)

SPECIFIC TECHNICAL DATA

Max. Casing Temp Tc	194° F (90° C)
Output Voltage	12.5 V
Max. Input Power	130 W
Output Current Range	0 - 8.33 A
Max. Output Voltage	13.12 V


STANDARD COMPLIANCE

Safety	Safety Standards
Certifications	UL879, CLASS1, CE, CB, RoHS, FCC, MM

TECHNICAL DATA

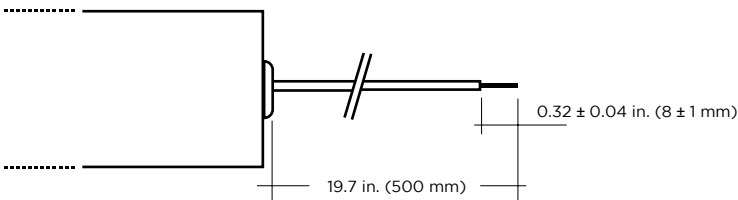
Rated Supply Voltage	100 - 277V AC
Input Voltage, AC	90 - 305V AC
Input Voltage, DC	200 - 240V DC
Max. Input Current	1.3 A @ 100V AC
Input Frequency Range	47 - 63 Hz
Efficiency (at 230 V, 50 Hz, full load)	> 92%
λ (at 230 V, 50 Hz, full load)	> 0.95
THD	< 20%
Output Voltage Tolerance	± 5 %
Output Power (ta ≤ 60°C)	100 W
Output Power Range	0 - 100 W
No Load Power	1.2 W
Inrush Current	70 A
Turn On Time (Output)	≥ 3 s
Hold on Time at Power Failure (Output)	10 ms
Ambient Temperature Ta	-40° — +140° F (-40 ~ +60° C)
Storage Temperature Ts	-40° — +176° F (-40 ~ +80° C)
Dimensions (L x W x H)	13.07 x 1.3 x 0.86 in. (332 x 33 x 21.8 mm)

DIMENSION DRAWINGS




NOTE: To prevent exposure to the maximum allowable temperatures for these drivers, the suggested installation spacing between drivers is at least 4 in. (101.6 mm) side-to-side when the distance to the sidewall and top of the enclosure is 2 in. (50.8 mm). When the distance to the sidewall and top of the enclosure is 6 in. (152.4 mm), maintain at least 2 in. (50.8 mm) side-to-side spacing between drivers. Drivers should be placed at a minimum of 1 in. (25.4 mm) apart when arranging them end-to-end regardless of the enclosure size.

CONNECTION



Primary Cable			Secondary Cable	
L	N	PE	+	-
brown	blue	green/yellow	red	black

WIRING DIAGRAM



Installation instructions

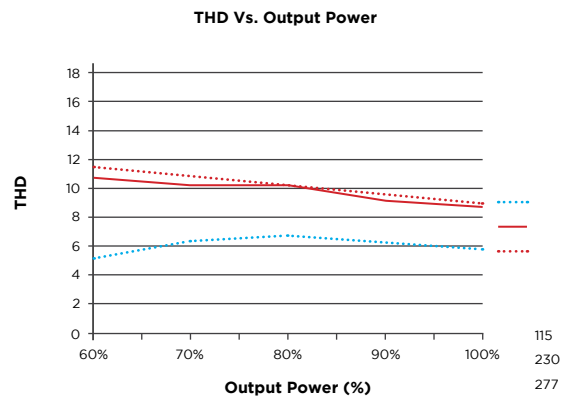
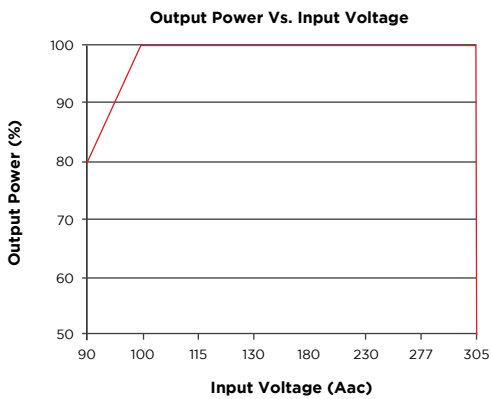
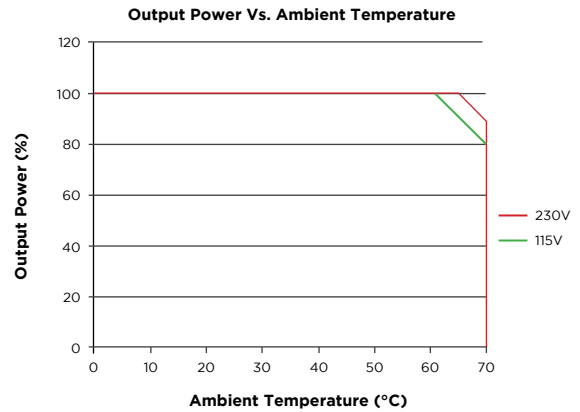
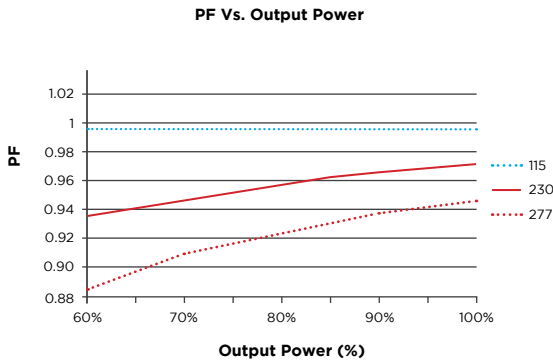
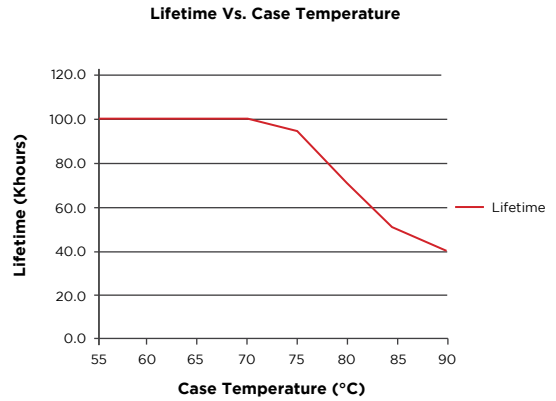
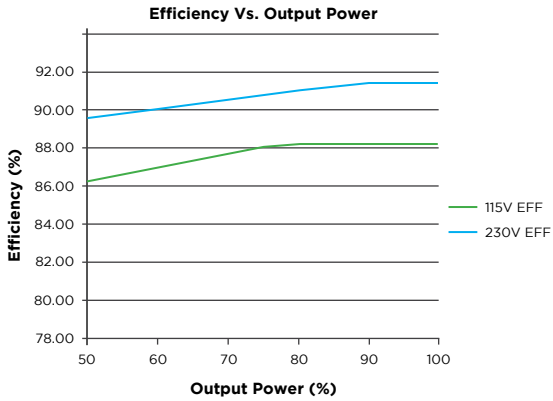
The switching of LEDs on secondary side is not permitted. A proper functioning of the LCU in combination with third party dimming devices (e.g. PWM) cannot be guaranteed.

DRIVER REMOTE DISTANCES

Wattages	PS12-100W-GN-B	
Wire Gauge	Feet	Meters
24 AWG / 0.20 mm ²	1.49	0.455
22 AWG / 0.33 mm ²	2.52	0.769
20 AWG / 0.52 mm ²	3.86	1.176
18 AWG / 0.82 mm ²	6.25	1.905
16 AWG / 1.31 mm ²	10.09	3.077
14 AWG / 2.08 mm ²	16.00	4.878
12 AWG / 3.31 mm ²	25.23	7.692
10 AWG / 5.26 mm ²	39.76	12.121
8 AWG / 8.37 mm ²	62.48	19.048

NOTE: Calculations include a standard 10% buffer

PERFORMANCE CURVE



1. The maximum case temperature Tc shall not exceed 194 °F (90°C) when used in end product.
2. These products are intended to be connect to a max. 20A branch circuit.
3. These products are intended for use in dry and damp locations.
4. Required spacing between power supply according UL48.

GLOBAL HQ

320 Murray Hill Pkwy
East Rutherford, NJ 07073
U.S.
T: (+1) 212 629 6830
E: Sales-US@GENLEDBrands.com

EUROPEAN HQ

Hogeweyselaan 119
1382 JK Weesp
Netherlands
T: (+31) 346 235 000
E: SalesEurope@GENLEDBrands.com

MEINA HQ

PO Box 371378, #823, Building 4EA
Dubai Airport Free Zone
Dubai, UAE
T: (+971) 4 701 7901
E: SalesMEINA@genledbrands.com

ASIA-PACIFIC HQ

Room 402, Building D
Shenshi Tongchuang Science and Technology Park
No. 16 Hongyin Road
Xingqiang Community, Xinhua Street
Guangming District, Shenzhen, China 518107
Sales: (+86) 139 1836 3905
Office: (+86) 755 8529 0710
E: Sales-Pacific@GENLEDBrands.com