

Product Description:

- Constant voltage LED power supply
- Universal input voltage range, 100-277 VAC
- Connection cable with stripped cable end (length approx. 19.7 in. / 500 mm)
- Failure rate at 0.27% per 1000 hours
- Polarity identifiers, secondary + red / - black
- White finish
- Nominal lifetime 70,000 h (at 230Vac, full load, Tc: 176° F/80° C)
- 7-year guarantee (for Tc: 176° F/80° C)
- Suitable for emergency installation according EN 50172



Properties:

- Low-profile design
- Low power loss
- Short-circuit shutdown feature w/ automatic restart
- OVP, OCP, OTP and surge protection
- SELV
- IP68
- Encapsulated metal casing



ORDERING GUIDE

Type	PS12-60W-GN-B
Article Number	28000509B
Packaging Carton	25 pc(s).
Weight per pc.	0.88 lb (0.4 kg)
Carton Dimensions	16.34 x 12.8 x 6.69 in. 415 x 325 x 170 mm
Carton Weight	22.05 lb (10 kg)

SPECIFIC TECHNICAL DATA

Max. Casing Temp Tc	194° F (90° C)
Output Voltage	12.5 V
Max. Input Power	90 W
Output Current Range	0 - 5 A
Max. Output Voltage	13.12 V

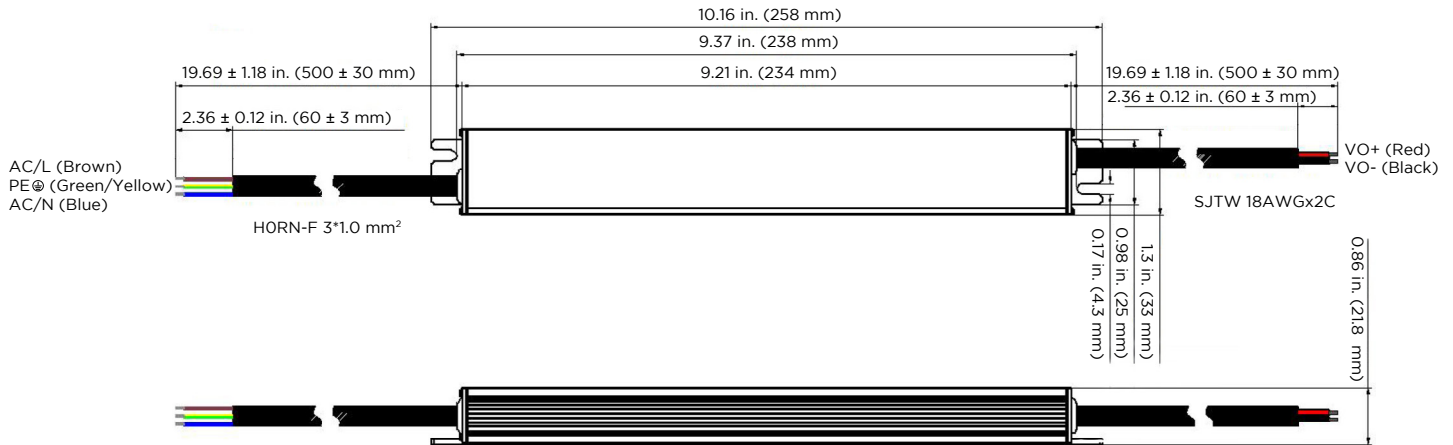
STANDARD COMPLIANCE

Safety	Safety Standards
Certifications	UL879, CLASS2, CE, RoHS, FCC, MM

TECHNICAL DATA

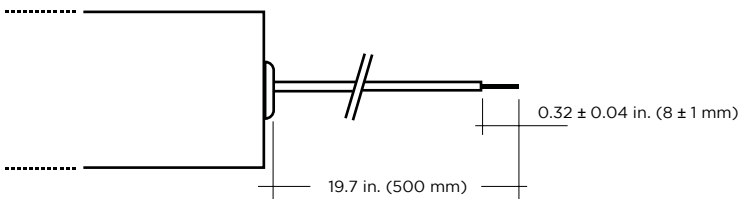
Rated Supply Voltage	100 - 277V AC
Input Voltage, AC	90 - 305V AC
Input Voltage, DC	200-240V DC
Max. Input Current	0.9 A @ 100V AC
Input Frequency Range	47 - 63 Hz
Efficiency (at 230 V, 50 Hz, full load)	> 85%
λ (at 230 V, 50 Hz, full load)	> 0.95
THD	< 20%
Output Voltage Tolerance	± 5 %
Output Power (ta ≤ 60°C)	60 W
Output Power Range	0 - 60 W
No Load Power	> 0.5 W
Inrush Current	< 60 A
Turn On Time (Output)	≤ 3 s
Hold on Time at Power Failure (Output)	10 ms
Ambient Temperature Ta	-40° — +140° F (-40 ~ +60° C)
Storage Temperature Ts	-40° — +176° F (-40 ~ +80° C)
Dimensions (L x W x H)	10.16 x 1.3 x 0.86 in. (258 x 33 x 218 mm)

DIMENSION DRAWINGS




NOTE: To prevent exposure to the maximum allowable temperatures for these drivers, the suggested installation spacing between drivers is at least 4 in. (101.6 mm) side-to-side when the distance to the sidewall and top of the enclosure is 2 in. (50.8 mm). When the distance to the sidewall and top of the enclosure is 6 in. (152.4 mm), maintain at least 2 in. (50.8 mm) side-to-side spacing between drivers. Drivers should be placed at a minimum of 1 in. (25.4 mm) apart when arranging them end-to-end regardless of the enclosure size.

CONNECTION



Primary Cable			Secondary Cable	
L	N	PE	+	-
brown	blue	green/yellow	red	black

WIRING DIAGRAM

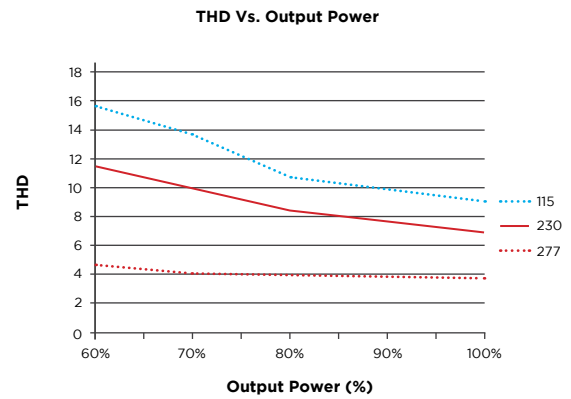
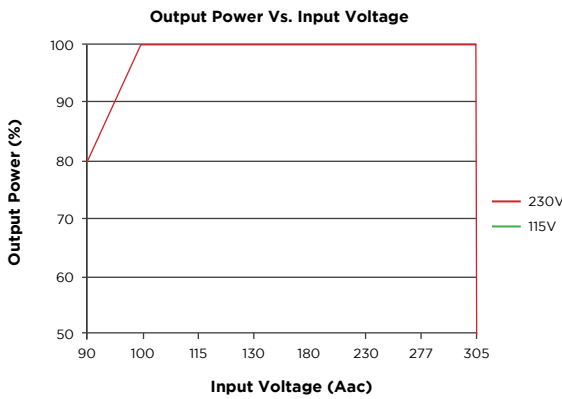
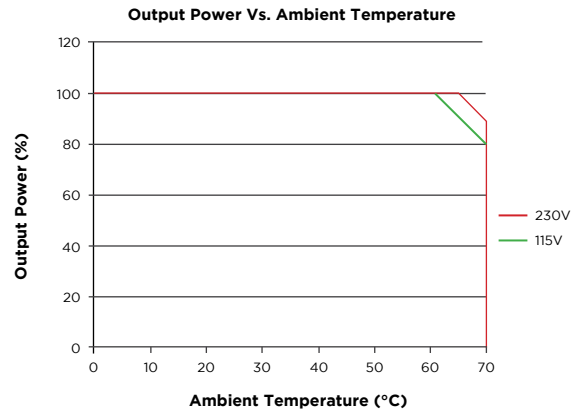
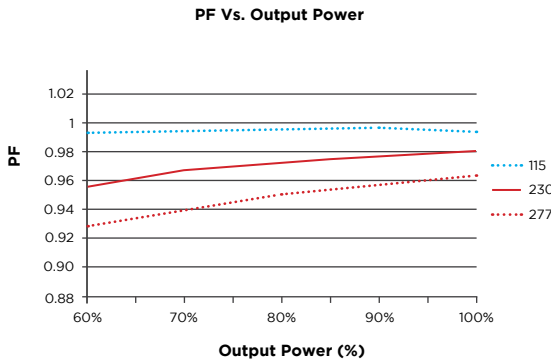
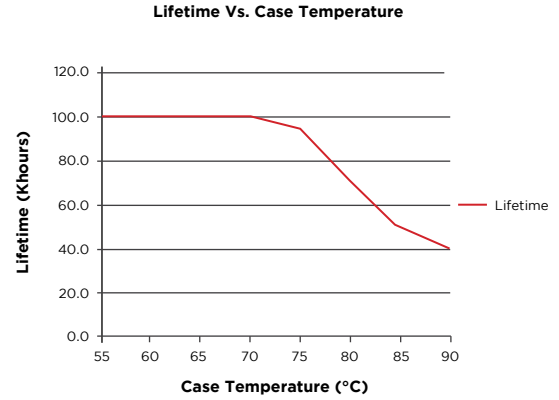
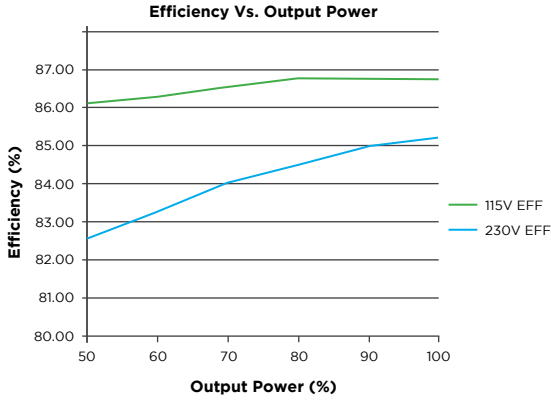


Installation instructions

The switching of LEDs on secondary side is not permitted. A proper functioning of the LCU in combination with third party dimming devices (e.g. PWM) cannot be guaranteed.



PERFORMANCE CURVE



1. The maximum case temperature Tc shall not exceed 194 °F (90°C) when used in end product.
2. These products are intended to be connect to a max. 20A branch circuit.
3. These products are intended for use in dry and damp locations.
4. Required spacing between power supply according to UL48.