

Product Description:

- Constant voltage LED power supply
- Universal input voltage range
- Constant output voltage
- Connection cable with stripped cable end (length approx. 350 mm)
- Polarity identifiers, secondary + red / - black
- Color white
- Nominal lifetime >70,000 h (at 230Vac, full load, Tc: 80°C)
- 7-year guarantee (for Tc: 80°C)
- Suitable for emergency installation according EN 50172

Properties:

- Small design
- Low power loss
- Short-circuit shutdown feature w/automatic restart
- OVP, OCP, OTP and surge protection
- SELV
- Type of protection: IP68
- Metal casing, encapsulated, painting white



ORDERING GUIDE

Type	PS24-60W-GN
Article Number	28000512A
Packaging Carton	25 pc(s).
Package Dimensions (L x W x L)	9.84 x 2.95 x 1.49 in. (250 x 75 x 38 mm)
Weight per pc.	1.1 lb (0.5 kg)
Carton Dimensions (L x W x L)	15.35 x 10.43 x 8.66 in. (390 x 265 x 220 mm)
Carton Weight	29.76 lb (13.5 kg)

SPECIFIC TECHNICAL DATA

Type	PS24-60W-GN
Max. Casing Temp T _c	194° F (90° C)
Output Voltage	24.7 V
Max. Input Power	80 W
Output Current Range	0-2.5 A
Max. Output Voltage	24.94 V

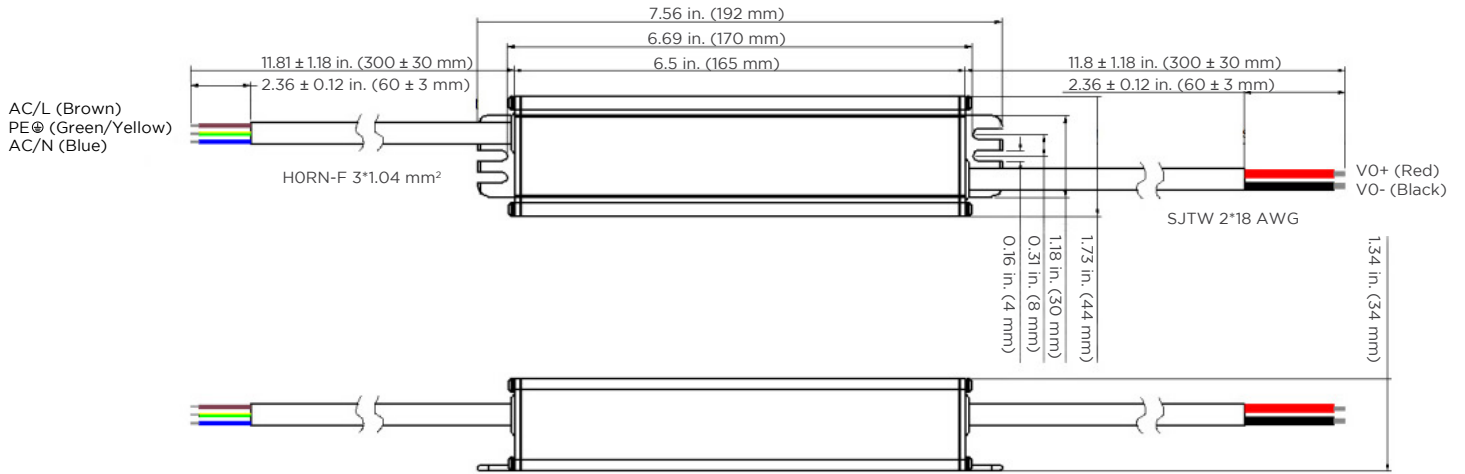
STANDARD COMPLIANCE

Safety	Safety Standards
Certifications	UL879, CLASS 2, CE, RoHS, FCC, MM

TECHNICAL DATA

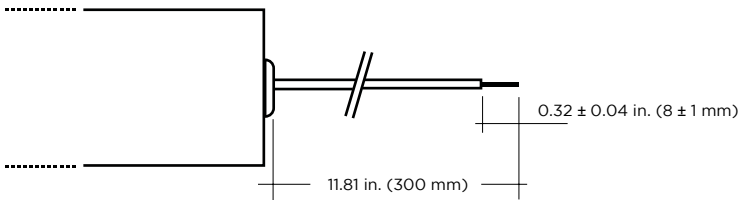
Rated Supply Voltage	100-277 VAC
Input Voltage, AC	90-305 VAC
Input Voltage, DC	200-240 VDC
Max input current	0.8 A @ 100 VAC
Mains Frequency	47 - 63 Hz
Efficiency (at 230 V, 50 Hz, full load)	85%
λ (at 230 V, 50 Hz, full load)	> 0.90
THD	< 20%
Output Voltage Tolerance	240 mV
Output Power (T _a ≤ 60° C)	60 W
Output Power Range	0 - 60 W
No Load Power	> 0.5 W
Inrush Current	< 50 A
Turn On Time (Output)	≤ 0.3 s
Hold on Time at Power Failure (Output)	10 ms
Ambient Temperature T _a	-40° — +140° F (-40 ~ +60° C)
Storage Temperature T _s	-40° — +176° F (-40 ~ +80° C)
Dimensions (L x W x H)	7.56 x 1.73 x 1.34 in. (192 x 44 x 34 mm)

DIMENSION DRAWINGS

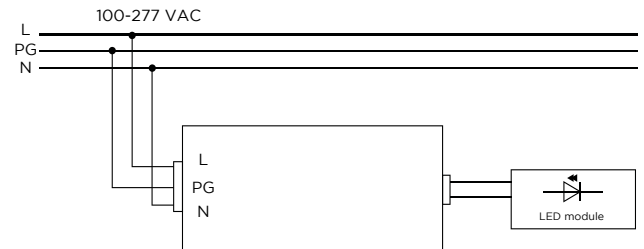


NOTE: To prevent exposure to the maximum allowable temperatures for these drivers, the suggested installation spacing between drivers is at least 4 in. (101.6 mm) side-to-side when the distance to the sidewall and top of the enclosure is 2 in. (50.8 mm). When the distance to the sidewall and top of the enclosure is 6 in. (152.4 mm), maintain at least 2 in. (50.8 mm) side-to-side spacing between drivers. Drivers should be placed at a minimum of 1 in. (25.4 mm) apart when arranging them end-to-end regardless of the enclosure size.

CONNECTION



WIRING DIAGRAM

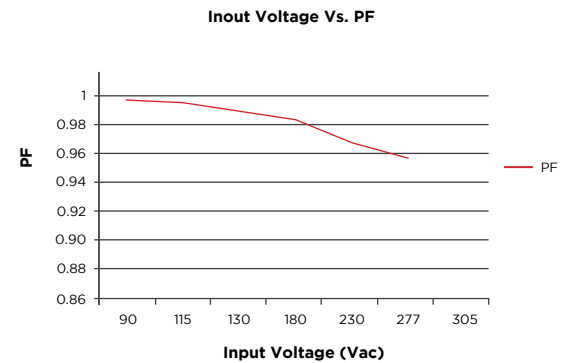
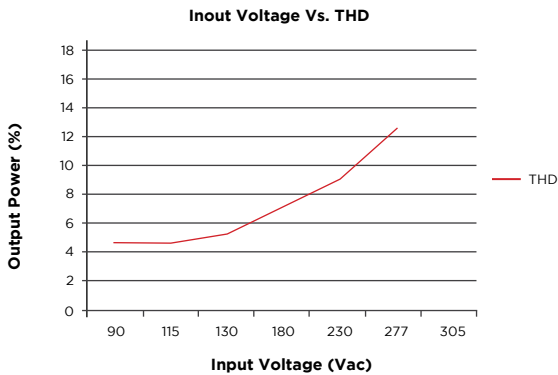
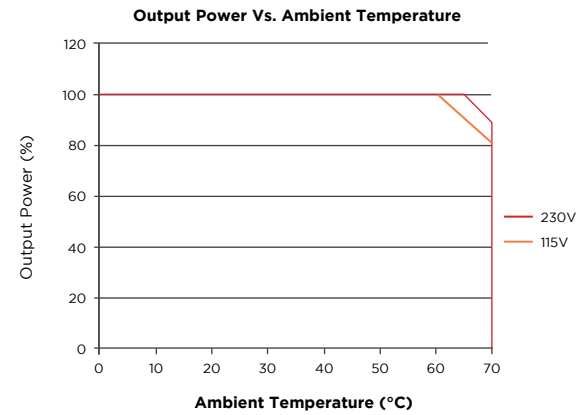
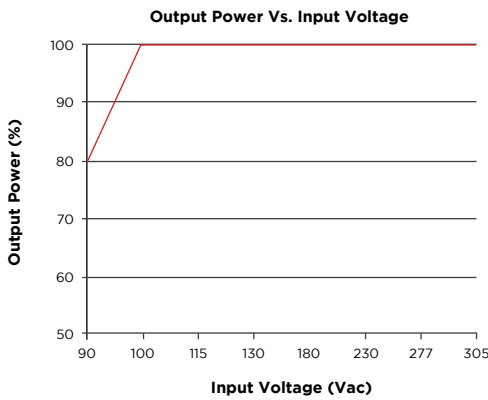
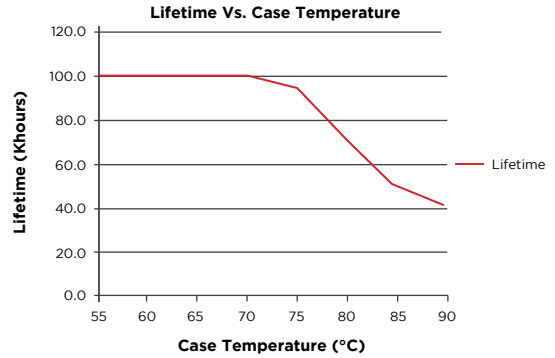
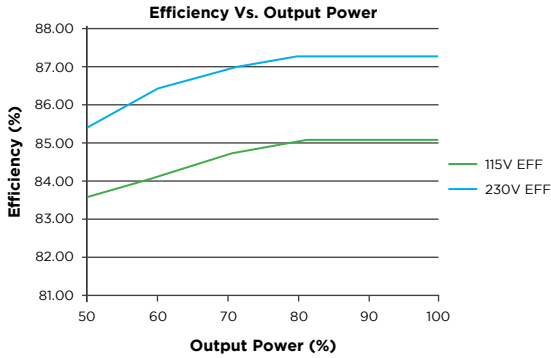


Primary Cable			Secondary Cable	
L	N	PG	+	-
brown	blue	green/yellow	red	black

DRIVER REMOTE DISTANCES		
Wattages	PS24-60W-GN	
Wire Gauge	Feet	Meters
24 AWG / 0.20 mm ²	9.94	3.030
22 AWG / 0.33 mm ²	16.82	5.128
20 AWG / 0.52 mm ²	25.73	7.843
18 AWG / 0.82 mm ²	41.65	12.698
16 AWG / 1.31 mm ²	67.28	20.513
14 AWG / 2.08 mm ²	106.67	32.520
12 AWG / 3.31 mm ²	168.21	51.282
10 AWG / 5.26 mm ²	265.05	80.808
8 AWG / 8.37 mm ²	416.51	126.984

NOTE: Calculations include a standard 10% buffer

PERFORMANCE CURVE



1. The maximum case temperature Tc shall not exceed 194°F (90°C) when used in end product.
2. These products are intended to be connected to a max. 20 A branch circuit.
3. These products are intended for use in dry and damp locations.
4. **Required spacing between power supply according to UL48.**

GLOBAL HQ

320 Murray Hill Pkwy
East Rutherford, NJ 07073
U.S.
T: (+1) 212 629 6830
E: Sales-US@GENLEDBrands.com

EUROPEAN HQ

Hogeweyseleaan 119
1382 JK Weesp
Netherlands
T: (+31) 346 235 000
E: SalesEurope@GENLEDBrands.com

MEINA HQ

PO Box 371378, #823, Building 4EA
Dubai Airport Free Zone
Dubai, UAE
T: (+971) 4 701 7901
E: SalesMEINA@genlebrands.com

ASIA-PACIFIC HQ

Room 402, Building D
Shenshi Tongchuang Science and Technology Park
No. 16 Hongyin Road
Xingqiang Community, Xinhui Street
Guangming District, Shenzhen, China 518107
Sales: (+86) 139 1836 3905
Office: (+86) 755 8529 0710
E: Sales-Pacific@GENLEDBrands.com