



Date _____ Project _____

Notes _____

NEON SILHOUETTE

It's like neon, but better! This bendable, waterproof silicone fixture uses a smooth, flat lens that gives modern LEDs the classic glow of pinpoint neon lines. Available in Static White, Variable White and color changing RGB, the Neon Silhouette is designed to brave the elements in façade lighting and lettering.

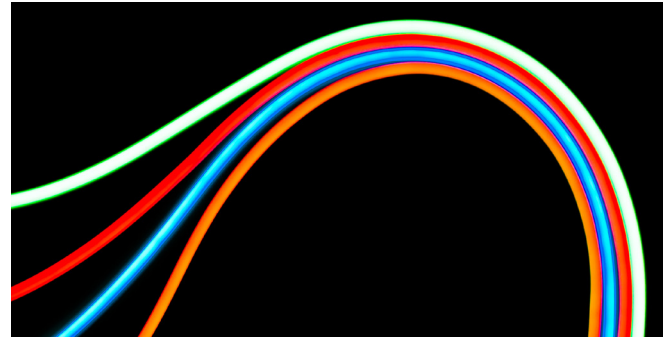
- Side-bending flexible silicone creates vivid lines of light
- RGB, Static White, Variable White at 3.0 W/ft (9.8 W/m)
- All cut lengths at 1.97 in. (50 mm)
- Molded end cap for smooth finish
- Waterproof and UV resistant
- Sleek flat design helps create elegant lighting solutions

Applications:

Commercial
Entertainment
Healthcare

Hospitality
Museums
Public Spaces

Residential
Retail / Signage



ORDERING GUIDE

Category	Wattage & Color		Power Feed Direction
NLS			
NLS - Neon Silhouette	3.024 - 3.0 W/ft 2400K	3.0RGB - 3.0 W/ft Red, Green, Blue	E - End Feed
	3.027 - 3.0 W/ft 2700K	3.0VW - 3.0 W/ft Variable White (2400K-6000K)	B - Bottom Feed
	3.030 - 3.0 W/ft 3000K		
	3.035 - 3.0 W/ft 3500K		
	3.040 - 3.0 W/ft 4000K		

Mounting

1. Aluminum Mounting Clip

Recommended for curved applications with 6 in. (150 mm) on center spacing
Part #: NLSMOUNTCLIPV2

2. Neon Silhouette Mounting Channel

Recommended for all straight run applications
Sold by the foot, up to 6 ft 6 in. / 2 m
Part #: NLSCHV2

AVAILABLE COLORS AND COLOR TEMPERATURES



POWER FEED OPTIONS / SPECIFICATIONS / USAGE GUIDELINES

SPECIFICATIONS	NEON SILHOUETTE
Operating Voltage	24V DC
Power Consumption	Static White, Variable White, RGB: 3.0 W/ft (9.8 W/m)
Protection Rating	IP67
Beam Angle	110°
Dimming	ELV / MLV / 0-10 Volt / DMX
Operating Temperature	-4° F to 140° F (-20° C to 60° C)
Color Temperatures / Colors	2400K, 2700K, 3000K, 3500K, 4000K, Variable White (2400K-6000K), RGB
Lamp Life	50,000 Hours
Max Length	Static White: 42 ft 7.81 in. (13 m) Variable White, RGB: 16 ft 4.85 in. (5 m)
Cuttable Length	1.97 in. (50 mm) NOT FIELD CUTTABLE
Power Cable Length	Standard: 12 in. (304.8 mm) / Custom: up to 20 ft (6 m)
UV Resistant	UV tested in accordance with ISO 4892-3 with no visible change on the appearance of the sample
Minimum Bend Diameter	4.72 in (120 mm)
CRI (white)	90+ for all Color Temperatures
Lumens	3.0 Static White 4000K: 134 lm/ft (439.5 lm/m), 38 lm/W
	3.0 Variable White 109 lm/ft (357.5 lm/m), 51 lm/W
	3.0 RGB Red: 8 lm/ft (26.2 lm/m), 11 lm/W Green: 30 lm/ft (98.4 lm/m), 29 lm/W Blue: 6 lm/ft (19.7 lm/m), 5 lm/W All LEDs at 100%: 44 lm/ft (144.3 lm/m), 15 lm/W

MOLDED END CAPS (RGB models are with silicone end caps. See page 4 for details.)



Molded End Cap



Molded Power Feed End Cap

USAGE GUIDELINES

- Neon Silhouette cannot be cut in the field. All custom cuts and connections for these models must be performed at the factory to ensure waterproofing standards are met. Any modification of the waterproofing will result in a voided warranty.
- When installing this product take into account the surface temperature of the material where it will be mounted. Many building surfaces which are exposed to direct sunlight exceed the 140° F/60° C maximum that our product is rated for. High-risk locations like this should be avoided.
- This product is not intended to be submerged in pools and fountains and does not carry UL 676 certification to do so. Available for download at: www.GENLEDBrands.com/Acolyte
- Compatible with a wide variety of control products including the entire line of Lutron dimming systems.
- For use with Acolyte drivers, triac dimming modules, and 0-10 modules.
- Use with non-Acolyte triac, MLV or ELV drivers is not supported or warrantied
- Due to the cuttable points inside, this product's cuttable lengths are generally longer or shorter than the customer requested length. Unless specified, this product is factory cut at the shorter cuttable point
- This product can be used in wet, outdoor locations around swimming pools and spa tubs, but not submerged in swimming pools and spa tubs.
- We reserve the right to make changes to product lineup, specifications, design and finishes at any time without notice.

Acolyte does not warrant or represent that the information is free from errors or omission. The information may change without notice and Acolyte is not in any way liable for the accuracy of any information printed and stored or in any way interpreted or used.

DIMENSIONS & DIAGRAMS - STATIC WHITE & VARIABLE WHITE MODELS WITH MOLDED END CAPS

WITH BOTTOM FEED MOLDED END CAP	
Side View	End View
<p>Max Lengths: Static White: 42 ft 7.81 in. (13 m) Variable White: 16 ft 4.85 in. (5 m)</p>	<p>Bottom Width: 0.31 in. (8 mm) Height: 0.86 in. (21.8 mm) Cable Diameter: 0.24 in. (6 mm)</p> <p>With Mounting Clip Width: 0.31 in. (8 mm) Height: 0.86 in. (21.8 mm)</p>

WITH END FEED MOLDED END CAP	
Side View	End View
<p>Max Lengths: Static White: 42 ft 7.81 in. (13 m) Variable White: 16 ft 4.85 in. (5 m)</p>	<p>Width: 0.34 in. (8.6 mm) Height: 0.47 in. (12 mm) Cable Diameter: 0.24 in. (6 mm)</p> <p>With Mounting Clip Width: 0.34 in. (8.6 mm) Height: 0.61 in. (15.6 mm)</p>

MOUNTING CLIP	
Recommended for curved applications with 6 in. (150 mm) on center spacing.	
Top View	End View
<p>Width: 0.31 in. (7.8 mm) Depth: 0.79 in. (20 mm)</p>	<p>Width: 0.31 in. (7.8 mm) Height: 0.61 in. (15.5 mm)</p>

MOUNTING CHANNEL	
Recommended for all straight run applications. Sold by the foot, up to 6 ft 6 in. / 2 m (same width & height as mounting clip) (Part #: NLSCHV2)	

HYDRO SEAL	
The Hydro Seal clitches tightly around the conductors to prevent any water flow from the end of the wire to the circuit board through capillary effect.	

DIMENSIONS & DIAGRAMS - RGB MODELS WITH SILICONE END CAPS

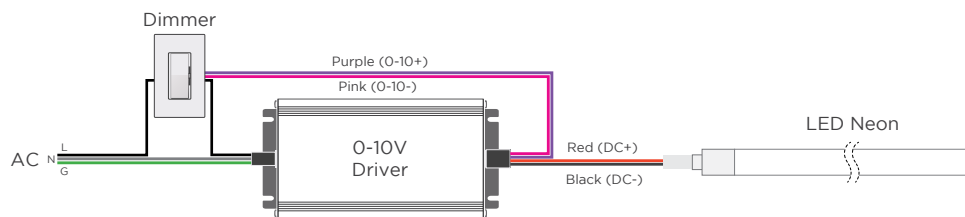
WITH BOTTOM FEED SILICONE END CAP	
Side View	End View
<p>Max Lengths: RGB: 16 ft 4.85 in. (5 m)</p>	<p>Width: 0.31 in. (8 mm) Height: 1.14 in. (29 mm) Cable Diameter: 0.24 in. (6 mm)</p> <p>With Mounting Clip</p> <p>Width: 0.42 in. (10.6 mm) Height: 1.3 in. (33 mm)</p>

WITH END FEED SILICONE END CAP	
Side View	End View
<p>Max Lengths: RGB: 16 ft 4.85 in. (5 m)</p>	<p>Width: 0.31 in. (8 mm) Height: 0.55 in. (14 mm) Cable Diameter: 0.24 in. (6 mm)</p> <p>With Mounting Clip</p> <p>Width: 0.31 in. (8 mm) Height: 0.61 in. (15.6 mm)</p>

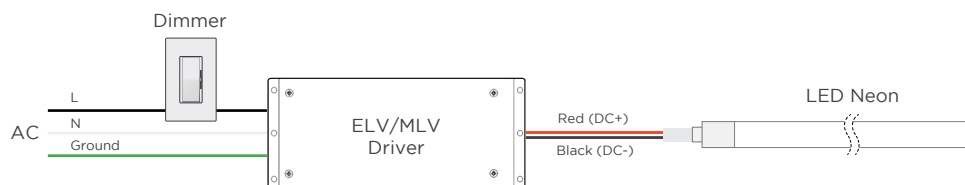
MOUNTING CLIP	
Recommended for curved applications with 6 in. (150 mm) on center spacing.	
Top View	End View
<p>Width: 0.31 in. (7.8 mm) Depth: 0.79 in. (20 mm)</p>	<p>Width: 0.31 in. (7.8 mm) Height: 0.53 in. (13.5 mm)</p>
MOUNTING CHANNEL	
Recommended for all straight run applications. Sold by the foot, up to 6 ft 6 in. / 2 m (same width & height as mounting clip) (Part #: NLSCHV2)	

WIRING DIAGRAMS

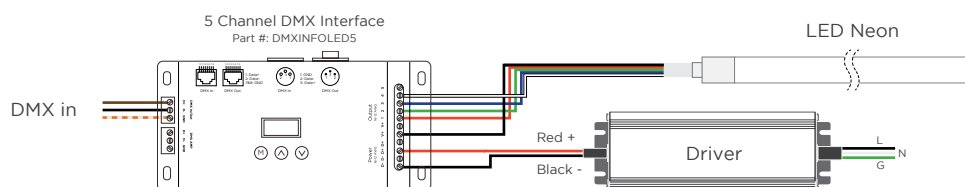
0-10V



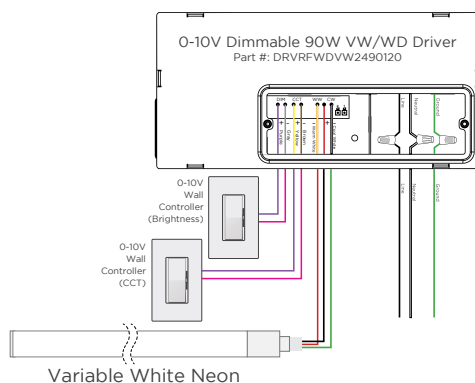
MLV / ELV



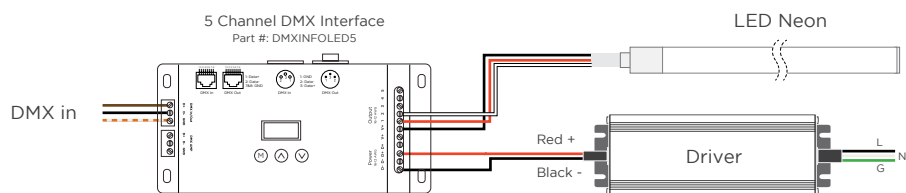
DMX



2-CHANNEL VARIABLE WHITE DIMMING



DMX WIRING DIAGRAM - COMPATIBLE WITH ALL MODELS OF VARIABLE WHITE RIBBONLYTE



WIRE COLORS PER RIBBONLYTE COLOR

STATIC WHITE

Red Wire (+) Positive
Black Wire (-) Negative

RGB

Black Wire (+) Positive
Red Wire (-) goes to Red Channel
Green Wire (-) goes to Green Channel
Blue Wire (-) goes to Blue Channel

VARIABLE WHITE

Black Wire (+) Positive
Red Wire (-) goes to Warm White Channel
White Wire (-) goes to Cool White Channel