

12.0 RGBW/A DOUBLE ROW RIBBONLYTE

This LED tape is twice as nice! RGBW and RGBA Double Row RibbonLyte provide powerful light output for our widest channels. Doubling the number of diodes helps light blend for superior dot-free solutions. Design custom channel fixtures with our aluminum extrusions and RGBW or RGBA Double Row RibbonLyte that lets you tune your light to more than 16 million unique colors! RGBW is available with White LEDs at 2700K, 3000K or 4000K for brightness. RGBA uses Amber LEDs for rich pastels.



- RGBW (White LEDs at 2700K, 3000K, 4000K)
- RGBA (uses Amber LEDs for rich pastels)
- 72 LEDs/ft (240 LEDs/m)
- 1.3 in. (33 mm) cut lengths
- IP20 for interior use
- Provides premium color blending
- 12.0 W/ft (39.4 W/m)
- RGBW all on: Up to 86 lm/W
- RGBA all on: 63 lm/W
- RGBW all on: Up to 1029.88 lm/ft (3378.01 lm/m)
- RGBA all on: 761.28 lm/ft (2497 lm/m)

Applications:

Commercial	Hospitality	Residential
Entertainment	Museums	Retail
Healthcare	Public Spaces	

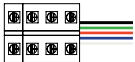


ORDERING GUIDE

Category	CRI	Ribbon Type & IP Rating	Wattage + Color
RB	0	RGBWADR20	
RB - Ribbonlyte	0 - Color Changing	RGBWADR20 - RGBW/A Double Row IP20	12.0RGB27 - 12.0 W/ft (39.4 W/m) RGB+2700K 12.0RGB30 - 12.0 W/ft (39.4 W/m) RGB+3000K 12.0RGB40 - 12.0 W/ft (39.4 W/m) RGB+4000K 12.0RGBA - 12.0 W/ft (39.4 W/m) RGB+Amber

CONNECTION OPTIONS

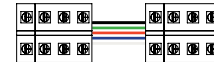
1. End Feed Bare Wire Connection (Default Option)



2. IP67 Connector Input



3. Soldered Daisy Chain



4. Daisy Chain with IP67 Connectors




5. Bare Wire on Both Ends



Standard cable length if not specified:

1. 12 in. cable with bare wire (custom length up to 20 feet)
2. Standard 12 in. cable with IP67 connectors (custom length up to 10 feet)
3. Daisy chain with 3 in. cable between runs (custom length up to 36 in.)
4. 3 in. cable between IP67 connector and RibbonLyte (custom length up to 18 in.)
5. Standard 12 in. cable with bare wire (custom length up to 10 feet)

AVAILABLE COLORS



SPECIFICATIONS / DIAGRAM / USAGE GUIDELINES


12.0 RGBW/A DOUBLE ROW RIBBONLYTE	
Operating Voltage	24 V
Colors	RGBW (2700K, 3000K, 4000K), RGBA (Amber)
Current (mA)	500 mA/ft (1410 mA/m)
LED Pitch	72 LEDs/ft (240 LED/m)
Protection Rating	IP20
Dimming/Control	DMX
Operating Temperature	-22° F to 140° F (-30° C to 60° C)
LED Beam Angle	120°
Lamp Life	50,000 Hours
Cutable Length	1.3 in (33 mm)
Constant Voltage	✓
Cable Length	12 in (30.5 cm)
Certifications	UL 2108 Issued: 2016/06/17 Ed: 1 Rev: 2021/10/16 Low Voltage Lighting Systems. CSA C22.2 No. 250.0, General Requirements for Luminaires. ROHS compliant. CE

RGBW (2700K)					
	Red	Green	Blue	White (2700K)	All On
Power Consumption	3.0 W/ft (9.84 W/m)	3.0 W/ft (9.84 W/m)	3.0 W/ft (9.84 W/m)	3.0 W/ft (9.84 W/m)	12.0 W/ft (39.4 W/m)
Lumen	194.72 lm/ft (638.68 lm/m)	488.07 lm/ft (1600.87 lm/m)	121.04 lm/ft (397.01 lm/m)	340.25 lm/ft (1116.02 lm/m)	874.98 lm/ft (2869.93 lm/m)
Efficacy	65 lm/W	163 lm/W	40 lm/W	113 lm/W	73 lm/W

RGBW (3000K)					
	Red	Green	Blue	White (3000K)	All On
Power Consumption	3.0 W/ft (9.84 W/m)	3.0 W/ft (9.84 W/m)	3.0 W/ft (9.84 W/m)	3.0 W/ft (9.84 W/m)	12.0 W/ft (39.4 W/m)
Lumen	156.4 lm/ft (512.99 lm/m)	438.17 lm/ft (1437.2 lm/m)	102.68 lm/ft (336.79 lm/m)	367.99 lm/ft (1207.01 lm/m)	1029.88 lm/ft (3378.01 lm/m)
Efficacy	52 lm/W	146 lm/W	34 lm/W	123 lm/W	86 lm/W

RGBW (4000K)					
	Red	Green	Blue	White (4000K)	All On
Power Consumption	3.0 W/ft (9.84 W/m)	3.0 W/ft (9.84 W/m)	3.0 W/ft (9.84 W/m)	3.0 W/ft (9.84 W/m)	12.0 W/ft (39.4 W/m)
Lumen	156.83 lm/ft (514.4 lm/m)	521.65 lm/ft (1711.01 lm/m)	109.02 lm/ft (357.59 lm/m)	458.84 lm/ft (1505 lm/m)	1004.57 lm/ft (3294.99 lm/m)
Efficacy	52 lm/W	174 lm/W	36 lm/W	153 lm/W	84 lm/W

RGBA (Amber)					
	Red	Green	Blue	Amber	All On
Power Consumption	3.0 W/ft (9.84 W/m)	3.0 W/ft (9.84 W/m)	3.0 W/ft (9.84 W/m)	3.0 W/ft (9.84 W/m)	12.0 W/ft (39.4 W/m)
Lumen	132.23 lm/ft (433.71 lm/m)	439.02 lm/ft (1439.99 lm/m)	95.85 lm/ft (314.39 lm/m)	133.26 lm/ft (437.09 lm/m)	761.28 lm/ft (2497 lm/m)
Efficacy	44 lm/W	146 lm/W	32 lm/W	44 lm/W	63 lm/W



OPTIONAL ACCESSORY

1 in. VHB Tape

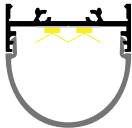
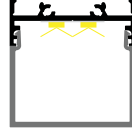
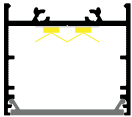
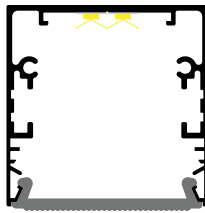
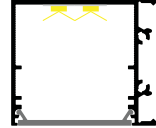
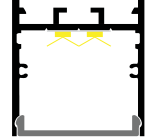




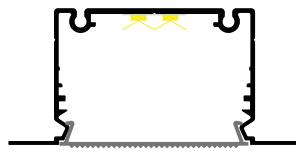
Provides superior holding power in surface mounted applications
Part Number: VHBTAPE1.OBK



Note: RibbonLyte comes with an adhesive backing, but Acolyte recommends using VHB Tape for extra support in surface mounted applications.

CHANNEL COMPATIBILITY / CHANNEL OPTIONS

CHANNEL	IP20	SURFACE CHANNELS
AC1		
AC2		
AC3		
AC4		
AC5		
AR1		
AR3		
AR10		
AR16		
AR20		
AR25	✓	
AR30	✓	
AR33	✓	
AS1		
AS2		
AS3		
AS6		
AS10		
AS13	✓	
AS16		
AS20G		
AS23		
AS30	✓	
AS53	✓	
AT4		
AT5		
AW12		
AW14		
AW38	✓	
B1		
SC3		
SC4	✓	
SC5	✓	
WH35	✓	

SURFACE CHANNELS	
	
AS13 / round milky W: 1.31 in. / 33.4 mm H: 1.29 in. / 32.7 mm Inside W: 1.22 in. / 31 mm Inside H: 1 in. / 25.3 mm	AS13 / square milky W: 1.31 in. / 33.4 mm H: 1.37 in. / 34.8 mm Inside W: 1.22 in. / 31 mm Inside H: 1.07 in. / 27.3 mm
	
AS30 W/H: 1.31 in. / 33.4 mm H: 1.17 in. / 29.6 mm Inside W: 1.17 in. / 29.8 mm Inside H: 0.93 in. / 23.6 mm	AS53 W: 2.09 in. / 53 mm H: 2.09 in. / 53 mm Inside W: 1.32 in. / 33.6 mm Inside H: 2 in. / 51 mm
	
AW38 W: 1.5 in. / 38 mm H: 1.31 in. / 33.4 mm Inside W: 1.22 in. / 31 mm Inside H: 1.17 in. / 29.8 mm	WH35 W: 1.37 in. / 35 mm H: 1.47 in. / 37.5 mm Inside: 1.23 in. / 31.2 mm

RECESSED CHANNELS		
		
AR25 W: 1.75 in. / 44.4 mm H: 0.94 in. / 24 mm Inside W: 1.22 in. / 31 mm Inside H: 0.91 in. / 23 mm	AR30 W: 1.75 in. / 44.4 mm H: 0.55 in. / 14 mm Inside W: 1.22 in. / 31 mm Inside H: 0.51 in. / 13 mm	AR33 W: 3.03 in. / 77 mm H: 1.42 in. / 36 mm Inside W: 1.32 in. / 33.6 mm Inside H: 1.37 in. / 34.8 mm

MUD-IN CHANNELS	
	
SC4 Overall W: 2.5 in. / 63.4 mm Visible W: 1.31 in. / 33.4 mm H: 0.63 in. / 15.9 mm Inside W: 1.22 in. / 31 mm Inside H: 0.5 in. / 12.9 mm	SC5 Overall W: 2.5 in. / 63.4 mm Visible W: 1.31 in. / 33.4 mm H: 0.94 in. / 24 mm Inside W: 1.22 in. / 31 mm Inside H: 0.83 in. / 21 mm

USAGE GUIDELINES

- IP65 and IP68 RibbonLyte cannot be cut in the field. All custom cuts and connections for these models must be performed at the factory to ensure waterproofing standards are met. Any modification of the waterproofing will result in a void warranty.
- When installing this product, consider the surface temperature of the material where it will be mounted. Many building surfaces which are exposed to direct sunlight exceed the 70° C / 158° F maximum for which our product is rated. High-risk locations like this should be avoided.
- IP20 RibbonLyte products are for indoor use in dry areas. IP65 RibbonLyte products can be used in indoor dry/damp locations such as bathrooms and kitchens. IP68 RibbonLyte products can be used in wet, outdoor locations around pools and spa tubs, but our products are not intended to be submerged in pools and fountains and do not carry UL676 certification to do so.
- Please refer to the RibbonLyte Proper Usage Guide in our Application Guide for more information. Available for download at AcolyteLED.com.
- This product is compatible with a wide variety of control products including the entire line of Lutron dimming systems.
- For use with Acolyte drivers, 0-10V dimming modules and interface controllers (DMXINF models).
- Use with non-Acolyte supplied drivers is not supported or warranted.
- Due to the nature of RibbonLyte products, cuttable lengths are generally longer or shorter than the customer requested length. Unless specified, RibbonLyte is factory cut at the shorter cuttable point.
- We reserve the right to make changes to product lineup, specifications, design and finishes at any time without notice.

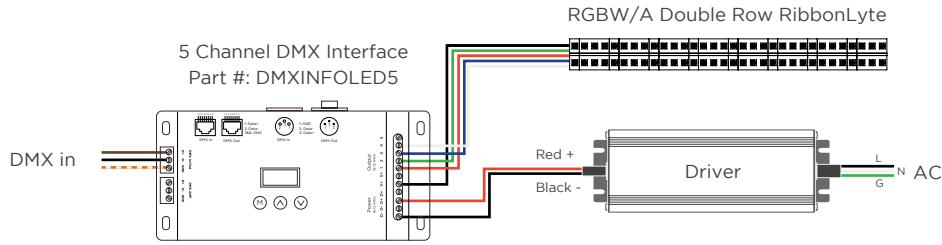
Acolyte does not warrant or represent that the information is free from errors or omission. The information may change without notice and Acolyte is not in any way liable for the accuracy of any information printed and stored or in any way interpreted or used.

DISCLAIMER

When installing this product take into account the surface temperature of the material this product is mounted to. Many building surfaces which are exposed to direct sunlight exceed the 140 °F (60 °C) maximum that our product is rated for. High risk locations like this should be avoided.

WIRING DIAGRAMS

DMX



WIRE COLORS PER RIBBONLYTE COLOR

RGBW/A

- Black (+) Positive
- Green Wire (-) goes to Green Channel
- Red Wire (-) goes to Red Channel
- Blue Wire (-) goes to Blue Channel
- White Wire (-) goes to White Channel

ACTUAL POWER CONSUMPTION

Length (ft)	Length (m)	Actual Power Consumed (W)	Average Wattage (W/ft)	Average Wattage (W/m)	Actual Current Drawn (A)
5	1.52	49.65	9.93	32.57	2.069
10	3.05	98.39	9.84	32.27	4.100
14.8	4.51	135.69	9.17	30.07	5.654

NOTE: Quotes use nominal values. We highly recommend using nominal wattages for all customer calculations. Allow for a 15% buffer (10% driver, 5% fixture) in these calculations as performance may vary. Acolyte is not liable for product performance if these tables are used instead of nominal values when orders are placed.