

## 12.0 RGBW/A DOUBLE ROW RIBBONLYTE

This LED tape is twice as nice! RGBW and RGBA Double Row RibbonLyte provide powerful light output for our widest channels. Doubling the number of diodes helps light blend for superior dot-free solutions. Design custom channel fixtures with our aluminum extrusions and RGBW or RGBA Double Row RibbonLyte that lets you tune your light to more than 16 million unique colors! RGBW is available with White LEDs at 2700K, 3000K or 4000K for brightness. RGBA uses Amber LEDs for rich pastels.

- RGBW (White LEDs at 2700K, 3000K, 4000K)
- RGBA (uses Amber LEDs for rich pastels)
- 72 LEDs/ft (240 LEDs/m)
- 1.3 in. (33 mm) cut lengths
- IP20 for interior use
- Provides premium color blending

### Applications:

Commercial	Hospitality	Residential
Entertainment	Museums	Retail
Healthcare	Public Spaces	



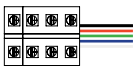
**RoHS IP20**

### ORDERING GUIDE

Category	CRI	Ribbon Type & IP Rating	Wattage + Color
RB	0	RGBWADR20	
RB - Ribbonlyte	0 - Color Changing	RGBWADR20 - RGBW/A Double Row IP20	12.0RGB27 - 12.0 W/ft RGB+2700K 12.0RGB30 - 12.0 W/ft RGB+3000K 12.0RGB40 - 12.0 W/ft RGB+4000K 12.0RGBA - 12.0 W/ft RGB+Amber

### CONNECTION OPTIONS

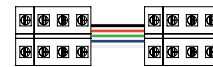
#### 1. End Feed Bare Wire Connection (Default Option)



#### 2. IP67 Connector Input



#### 3. Soldered Daisy Chain



#### 4. Daisy Chain with IP67 Connectors



#### 5. Bare Wire on Both Ends



#### Standard cable length if not specified:

1. 12 in. cable with bare wire (custom length up to 20 feet)
2. Standard 12 in. cable with IP67 connectors (custom length up to 10 feet)
3. Daisy chain with 3 in. cable between runs (custom length up to 36 in.)
4. 3 in. cable between IP67 connector and RibbonLyte (custom length up to 18 in.)
5. Standard 12 in. cable with bare wire (custom length up to 10 feet)

### AVAILABLE COLORS



RGBA



RGBW




SPECIFICATIONS / DIAGRAM / USAGE GUIDELINES

12.0 RGBW/A DOUBLE ROW RIBBONLYTE	
Operating Voltage	24 V
Power Consumption	12.0 W/ft (39.4 W/m)
Current (mA)	500 mA/ft (1410 mA/m)
LED Pitch	72 LEDs/ft (240 LED/m)
Protection Rating	IP20
Dimming/Control	DMX / Lutron A-Series 1% dimming LED drivers
Operating Temperature	-22° F to 140° F (-30° C to 60° C)
Colors/Color Temperatures	RGBW (2700K), RGBW (3000K), RGBW (6000K), RGB+Amber
Lumens - RGBW	948 lm/ft (3110 lm/m) all LEDs at 100%
Lumens - RGBA	900 lm/ft (2953 lm/m) all LEDs at 100%
LED Beam Angle	120°
Lamp Life	50,000 Hours
Cutable Length - 24V	1.3 in (33 mm)
Lumens/Watt - RGBW	79 lm/W (all LEDs at 100%)
Lumens/Watt - RGBA	75 lm/W (all LEDs at 100%)
Constant Voltage	✓
Cable Length	12 in (30.5 cm)
Certifications	UL 2108 Issued: 2016/06/17 Ed: 1 Rev: 2021/10/16 Low Voltage Lighting Systems. CSA C22.2 No. 250.0, General Requirements for Luminaires. ROHS compliant UL 2108.

24V DIMENSIONS	Top View	Side View	Dimensions
IP20			<p><b>Width:</b> 1.02 in. (26 mm)</p> <p><b>Max Length:</b> 23 ft (7 m)</p> <p><b>Height:</b> 0.09 in. (2.3 mm)</p>
	CUTTABLE EVERY: 1.3 in (33 mm)		

OPTIONAL ACCESSORY

1 in. VHB Tape



Provides superior holding power in surface mounted applications  
Part Number: VHBTAPE1.OBK

Note: RibbonLyte comes with an adhesive backing, but Acolyte recommends using VHB Tape for extra support in surface mounted applications.

USAGE GUIDELINES

- IP65 and IP68 RibbonLyte cannot be cut in the field. All custom cuts and connections for these models must be performed at the factory to ensure waterproofing standards are met. Any modification of the waterproofing will result in a void warranty.
- When installing this product, consider the surface temperature of the material where it will be mounted. Many building surfaces which are exposed to direct sunlight exceed the 70° C / 158° F maximum for which our product is rated. High-risk locations like this should be avoided.
- IP20 RibbonLyte products are for indoor use in dry areas. IP65 RibbonLyte products can be used in indoor dry/damp locations such as bathrooms and kitchens. IP68 RibbonLyte products can be used in wet, outdoor locations around pools and spa tubs, but our products are not intended to be submerged in pools and fountains and do not carry UL676 certification to do so.
- Please refer to the RibbonLyte Proper Usage Guide in our Application Guide for more information. Available for download at AcolyteLED.com.
- This product is compatible with a wide variety of control products including the entire line of Lutron dimming systems.
- For use with Acolyte drivers, 0-10V dimming modules and interface controllers (DMXINF models).
- Use with non-Acolyte supplied drivers is not supported or warrantied.
- Due to the nature of RibbonLyte products, cuttable lengths are generally longer or shorter than the customer requested length. Unless specified, RibbonLyte is factory cut at the shorter cuttable point.
- We reserve the right to make changes to product lineup, specifications, design and finishes at any time without notice.

Acolyte does not warrant or represent that the information is free from errors or omission. The information may change without notice and Acolyte is not in any way liable for the accuracy of any information printed and stored or in any way interpreted or used.



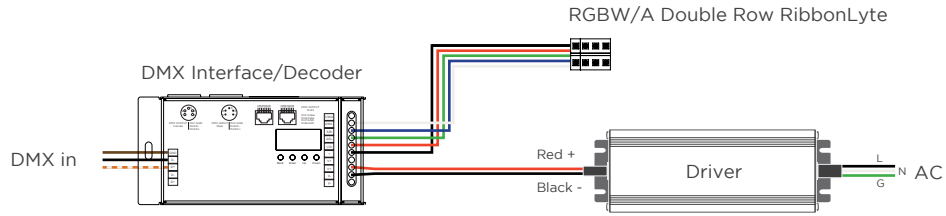
CHANNEL COMPATIBILITY / CHANNEL OPTIONS

CHANNEL	IP20	SURFACE MOUNTED CHANNELS							
AC1		LENS OPTIONS: C - Clear F - Frosted K - Black M - Milky NP - Narrow Prismatic WP - Wide Prismatic RM - Round Milky SM - Square Milky							
AC2									
AC3		AS13	AS28	AS30	AS53	AW35	AW38	WH35	
AC4		RM, SM	M, NP, WP	C, M, K, RM, SM	M, NP, WP	C, F, M	M, RM, SM	C, F, M	
AC5									
AC14									
AP1									
AR1									
AR2									
AR3									
AR5									
AR8									
AR10									
AR14									
AR16									
AR20									
AR23									
AR25	✓								
AR30	✓								
AR33	✓								
AS1									
AS2									
AS3									
AS6									
AS10									
AS12									
AS13	✓								
AS14									
AS16									
AS20G									
AS23									
AS28	✓								
AS30	✓								
AS53	✓								
AT4									
AT5									
AT11									
AW10									
AW12									
AW14									
AW35	✓								
AW38	✓								
AW40									
B1									
B2									
C22									
GL1									
GL2									
ROUND									
ROUND12									
ROUND20									
SC1	✓								
SC2	✓								
SC3									
SC4	✓								
SC5	✓								
SC6									
SC-CORNER1									
SC-CORNER2									
ST10									
W31	✓								
WH35	✓								
		RECESSED CHANNELS							
		LENS OPTIONS: C - Clear F - Frosted K - Black M - Milky NP - Narrow Prismatic WP - Wide Prismatic RM - Round Milky SM - Square Milky							
		AR25	AR30	AR33	SC1	SC2	SC4	SC5	W31
		C, M, K, RM, SM	C, M, K, RM, SM	M, NP, WP	M	M	M, K, RM, SM	M, K, RM, SM	C, F, M

**DISCLAIMER**  
When installing this product take into account the surface temperature of the material this product is mounted to. Many building surfaces which are exposed to direct sunlight exceed the 140 °F (60 °C) maximum that our product is rated for. High risk locations like this should be avoided.

**WIRING DIAGRAMS**

**DMX**



**WIRE COLORS PER RIBBONLYTE COLOR**

- RGBW/A**  
 Black (+) Positive  
 Red Wire (-) goes to Red Channel  
 Green Wire (-) goes to Green Channel  
 Blue Wire (-) goes to Blue Channel  
 White Wire (-) goes to White Channel