

6.0 RGBW/A DOUBLE ROW RIBBONLYTE

This LED tape is twice as nice! RGBW and RGBA Double Row RibbonLyte provide powerful light output for our widest channels. Doubling the number of diodes helps light blend for superior dot-free solutions. Design custom channel fixtures with our aluminum extrusions and RGBW or RGBA Double Row RibbonLyte that lets you tune your light to more than 16 million unique colors! RGBW is available with White LEDs at 2700K, 3000K or 4000K for brightness. RGBA uses Amber LEDs for rich pastels.

- RGBW (White LEDs at 2700K, 3000K, 4000K)
- RGBA (uses Amber LEDs for rich pastels)
- 72 LEDs/ft (240 LEDs/m)
- 1.3 in. (33 mm) cut lengths
- IP20 for interior use
- Provides premium color blending
- Closet rated (standalone or in surface channels)

Applications:

Commercial	Hospitality	Residential
Entertainment	Museums	Retail
Healthcare	Public Spaces	



ORDERING GUIDE

Category	CRI	Ribbon Type & IP Rating	Wattage + Color
RB	0	RGBWADR20	
RB - Ribbonlyte	0 - Color Changing	RGBWADR20 - RGBW/A Double Row IP20	6.0RGB27 - 6.0 W/ft RGB+2700K 6.0RGB30 - 6.0 W/ft RGB+3000K 6.0RGB40 - 6.0 W/ft RGB+4000K 6.0RGBA - 6.0 W/ft RGB+Amber

CONNECTION OPTIONS

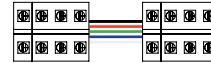
1. End Feed Bare Wire Connection (Default Option)



2. IP67 Connector Input



3. Soldered Daisy Chain



4. Daisy Chain with IP67 Connectors




5. Bare Wire on Both Ends



Standard cable length if not specified:

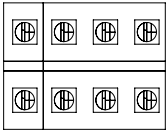

1. 12 in. cable with bare wire (custom length up to 20 feet)
2. Standard 12 in. cable with IP67 connectors (custom length up to 10 feet)
3. Daisy chain with 3 in. cable between runs (custom length up to 36 in.)
4. 3 in. cable between IP67 connector and RibbonLyte (custom length up to 18 in.)
5. Standard 12 in. cable with bare wire (custom length up to 10 feet)

AVAILABLE COLORS




SPECIFICATIONS / DIAGRAM / USAGE GUIDELINES

6.0 RGBW/A DOUBLE ROW RIBBONLYTE	
Operating Voltage	24 V
Power Consumption	6.0 W/ft (19.7 W/m)
Current (mA)	251.2 mA/ft (823.6 mA/m)
LED Pitch	72 LEDs/ft (240 LED/m)
Protection Rating	IP20
Dimming/Control	DMX / Lutron A-Series 1% dimming LED drivers
Operating Temperature	-22° F to 140° F (-30° C to 60° C)
Colors/Color Temperatures	RGBW (2700K), RGBW (3000K), RGBW (4000K), RGB+Amber
Lumens - RGBW	546 lm/ft (1791 lm/m) all LEDs at 100%
Lumens - RGBA	480 lm/ft (1574 lm/m) all LEDs at 100%
LED Beam Angle	120°
Lamp Life	50,000 Hours
Cutable Length - 24V	1.3 in (33 mm)
Lumens/Watt - RGBW	91 lm/W (all LEDs at 100%)
Lumens/Watt - RGBA	80 lm/W (all LEDs at 100%)
Constant Voltage	✓
Cable Length	12 in (30.5 cm)
Certifications	UL 2108 Issued: 2016/06/17 Ed: 1 Rev: 2021/10/16 Low Voltage Lighting Systems. CSA C22.2 No. 250.0, General Requirements for Luminaires. ROHS compliant UL 2108. Suitable for use in closets, compliant with NFPA® 70, NEC® Section 410.16 (A)(3) and 410.16 (C)(5).

24V DIMENSIONS	Top View	Side View	Dimensions
IP20	 <p>CUTTABLE EVERY: 1.3 in (33 mm)</p>		<p>Width: 1.02 in. (26 mm) Max Length: 22 ft 11 in. (7 m) Height: 0.09 in. (2.3 mm)</p>

OPTIONAL ACCESSORY

1 in. VHB Tape



Provides superior holding power in surface mounted applications
Part Number: VHBTAPE1.OBK

Note: RibbonLyte comes with an adhesive backing, but Acolyte recommends using VHB Tape for extra support in surface mounted applications.











USAGE GUIDELINES

- IP65 and IP68 RibbonLyte cannot be cut in the field. All custom cuts and connections for these models must be performed at the factory to ensure waterproofing standards are met. Any modification of the waterproofing will result in a void warranty.
- When installing this product, consider the surface temperature of the material where it will be mounted. Many building surfaces which are exposed to direct sunlight exceed the 70° C / 158° F maximum for which our product is rated. High-risk locations like this should be avoided.
- IP20 RibbonLyte products are for indoor use in dry areas. IP65 RibbonLyte products can be used in indoor dry/damp locations such as bathrooms and kitchens. IP68 RibbonLyte products can be used in wet, outdoor locations around pools and spa tubs, but our products are not intended to be submerged in pools and fountains and do not carry UL676 certification to do so.
- Please refer to the RibbonLyte Proper Usage Guide in our Application Guide for more information. Available for download at AcolyteLED.com.
- This product is compatible with a wide variety of control products including the entire line of Lutron dimming systems.
- For use with Acolyte drivers, 0-10V dimming modules and interface controllers (DMXINF models).
- Use with non-Acolyte supplied drivers is not supported or warrantied.
- Due to the nature of RibbonLyte products, cuttable lengths are generally longer or shorter than the customer requested length. Unless specified, RibbonLyte is factory cut at the shorter cuttable point.
- We reserve the right to make changes to product lineup, specifications, design and finishes at any time without notice.

Acolyte does not warrant or represent that the information is free from errors or omission. The information may change without notice and Acolyte is not in any way liable for the accuracy of any information printed and stored or in any way interpreted or used.



CHANNEL COMPATIBILITY / CHANNEL OPTIONS

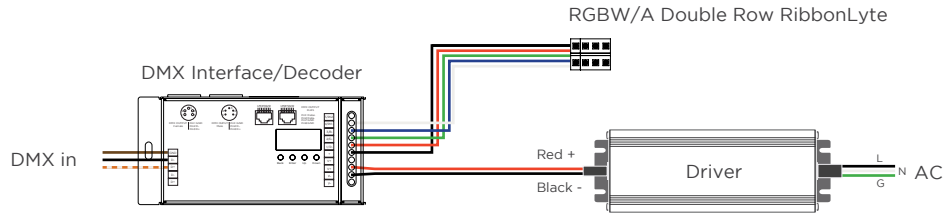
CHANNEL	IP20	SURFACE MOUNTED CHANNELS							
AC1		LENS OPTIONS: C - Clear F - Frosted K - Black M - Milky NP - Narrow Prismatic WP - Wide Prismatic RM - Round Milky SM - Square Milky							
AC2									
AC3		AS13	AS30	AS53	AW38	WH35			
AC4		RM, SM	C, M, K, RM, SM	M, NP, WP	M, RM, SM	C, F, M			
AC5									
AR8									
AR10									
AR20									
AR25	✓								
AR30	✓								
AR33	✓								
AS1		RECESSED CHANNELS							
AS2		LENS OPTIONS: C - Clear F - Frosted K - Black M - Milky NP - Narrow Prismatic WP - Wide Prismatic RM - Round Milky SM - Square Milky							
AS3									
AS6		AR25	AR30	AR33	SC4	SC5			
AS10		C, M, K, RM, SM	C, M, K, RM, SM	M, NP, WP	M, K, RM, SM	M, K, RM, SM			
AS12									
AS13	✓								
AS20G									
AS23									
AS30	✓								
AS53	✓								
AT4									
AT5									
AW10									
AW12									
AW14									
AW38	✓								
B1									
B2									
ROUND12									
SC3									
SC4	✓								
SC5	✓								
WH35	✓								

DISCLAIMER

When installing this product take into account the surface temperature of the material this product is mounted to. Many building surfaces which are exposed to direct sunlight exceed the 140 °F (60 °C) maximum that our product is rated for. High risk locations like this should be avoided.

WIRING DIAGRAMS

DMX



WIRE COLORS PER RIBBONLYTE COLOR

- RGBW/A**
 Black (+) Positive
 Red Wire (-) goes to Red Channel
 Green Wire (-) goes to Green Channel
 Blue Wire (-) goes to Blue Channel
 White Wire (-) goes to White Channel