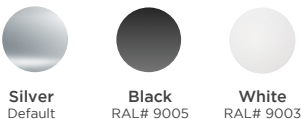


SCROLL35S PENDANT FIXTURE

Fashion graceful custom side-illuminated fixtures with open curves or bold signature lighting pieces with the Scroll Pendant Series from Acolyte. Design fully closed shapes like simple circles and triangles or complex undulating ovals, squares and lines, all manufactured to your precise specification. If you can draw it, we can do it! The incredibly flexible Scroll Pendant Series also allows us to generate complementary custom luminaires in surface mounted fixtures.


- Create side-illuminated pendant or surface mounted fixtures
- Available in 2700K, 3000K, 3500K, 4000K, Variable White, RGBW
- Static White high output models at 555 lm/ft (1820 lm/m)
- Minimum bending radius: 11.81 in. (300 mm)
- Static White: 0-10V, ELV/MLV, and Dali dimming
- RGBW and Variable White: 0-10V VW dimming
- Compatible with DMX controls
- Standard silver finish
- Special order Black, White or custom RAL

HOUSING FINISHES

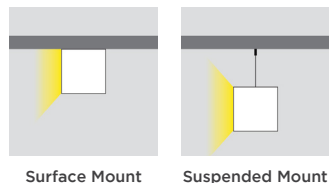


Note: Custom colors available upon request

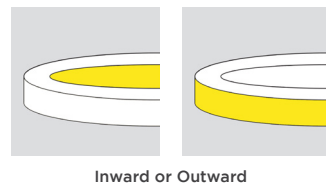
LENS FINISH




MOUNTING OPTIONS



ILLUMINATION OPTIONS




AVAILABLE COLOR TEMPERATURES & COLORS



ORDERING GUIDE

Fixture Length	illumination Direction	Output (VW and RGBW in Standard Output only)	Mounting Type*
SL35			
SL35 - Scroll35S Side Illuminated Fixture	I - Inward O - Outward	SO - Standard Direct Only HO - High Direct Only	P - Suspended Pendant S - Surface
Color Temperature and Colors	Surface Finish	Run	
27 - 2700K 40 - 4000K	SV - Silver	S - Straight	
30 - 3000K VW - Variable White (2000K-6500K)	BK - Black	C - Curved	
35 - 3500K RGBW - RGBW (3000K)	WH - White		
40 - 4000K	C - Custom		

*The standard length of Suspended Mounting Kit cables is 6 ft 6.74 in. (2 m). Custom lengths are available up to 32 ft 9.7 in. (10 m).



RoHS IP20

QUOTING PROCESS

Scroll Pendants allow for complex custom designs. To quote for Scroll Pendants, Acolyte requires a detailed floor plan with scale. This lets us calculate proper angles and section lengths. Quotes will take 2-3 business days.





PRODUCTION PROCESS

After we receive a Purchase Order, our engineering team will provide a dimension drawing that shows the precise specifications of each pendant. Drawings take 2-3 business days. The client must review, approve and return a signed dimension drawing before production begins.

SPECIFICATIONS

Beam Angle	110°									
Lens Type	Milky Lens (PMMA)									
Length	Channel max lengths are 8 ft 2.4 in. (2.5 m) / Lens max lengths are 19 ft 8 in. (6 m)									
Dimming	Static White: 0-10V, (DALI coming soon) RGBW and Variable White: 0-10V VW Driver, DMX									
CCTs & Colors	2700K, 3000K, 3500K, 4000K		VW (2000K-6500K)			RGBW (3000K)				
Power	Standard Output 4.3 W/ft (14 W/m)	High Output 8.5 W/ft (28 W/m)	All On 4.3 W/ft (14 W/m)	Cool White (6500K) 2.1 W/ft (7 W/m)	Warm White (2000K) 2.1 W/ft (7 W/m)	All On 8.5 W/ft (28 W/m)	Red 2.1 W/ft (7 W/m)	Green 2.1 W/ft (7 W/m)	Blue 2.1 W/ft (7 W/m)	White (3000K) 2.1 W/ft (7 W/m)
Voltage	Constant Current		24V Constant Voltage							
Lumens	300 lm/ft (984 lm/m)	555 lm/ft (1820 lm/m)	90 lm/ft (295 lm/m)	35 lm/ft (115 lm/m)	30 lm/ft (98 lm/m)	150 lm/ft (492 lm/m)	15 lm/ft (49 lm/m)	30 lm/ft (98 lm/m)	5 lm/ft (16 lm/m)	40 lm/ft (131 lm/m)
Lumens/Watt	71 lm/W	65 lm/W	21 lm/W	16 lm/W	13 lm/W	18 lm/W	7 lm/W	15 lm/W	3 lm/W	19 lm/W
CRI	90+									
Certifications	UL, CE, RoHS									

ACCESSORIES

Coupler	Suspended Mounting Kit (included accessory)	End Caps (included accessory)	Power Feed Canopy Kit
Part #: SLS35COUP 	 NOTE: The standard length of Suspended Mounting Kit cables is 6 ft 6.74 in. (2 m). Custom lengths are available up to 32 ft 9.7 in. (10 m).		Part #: LLFEEDKITWHTV2 (White) Part #: LLFEEDKITBLKV2 (Black) 

DIMENSIONS

SCROLL35S



Width: 0.97 in. (24.6 mm)
Height: 1.38 in. (35 mm)
Length: Up to 8 ft 2.4 in. (2.5 m)

NOTE: 1. Max length for lens is 19 ft 8 in. (6 m)
 2. Each section requires its own driver.



WARNING: DO NOT bend fixture past the listed minimum bending radius. Defects caused by over-bending will result in a voided warranty.

UNDERSTANDING THE MINIMUM BENDING RADIUS (MAXIMUM CURVATURE)

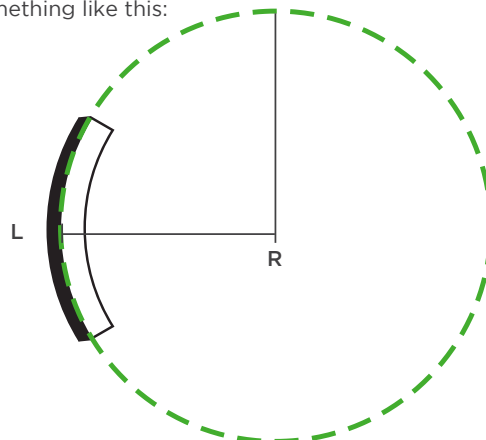
The bending radius of a curve is the radius of the circle that would exist if the curve were extended to form a circle.

For example, we have a fixture of length L:

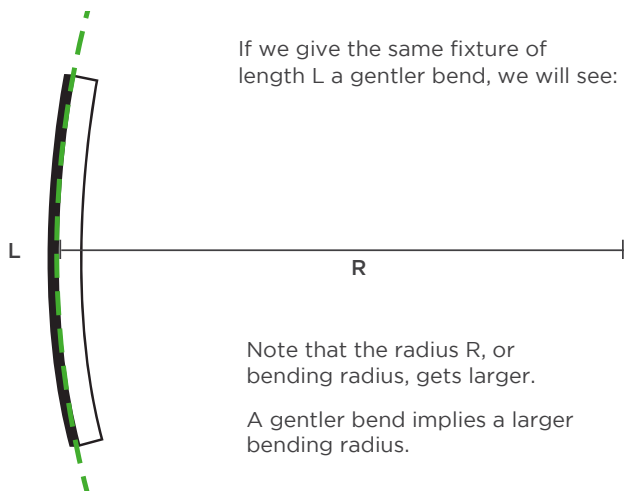


Let's bend this fixture.

If we extend this curve to form a circle, we will see something like this:



The radius R of that circle would be our curve's bending radius.

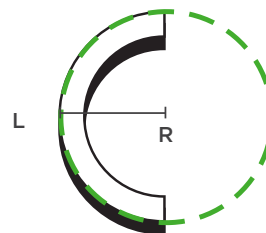


If we give the same fixture of length L a gentler bend, we will see:

Note that the radius R, or bending radius, gets larger.

A gentler bend implies a larger bending radius.

If we give the same fixture of length L a sharper bend, we will see:

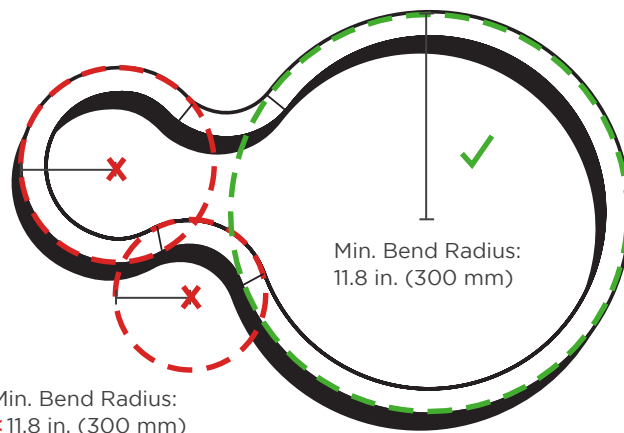


The radius R, or bending radius, gets smaller. A sharper bend implies a smaller bending radius.

We define a fixture's minimum bending radius because of this relationship; some of our fixtures are limited by the sharpness of the specified bend. A fixture's minimum bending radius defines the sharpest curve it can make without jeopardizing the integrity of the LED performance.

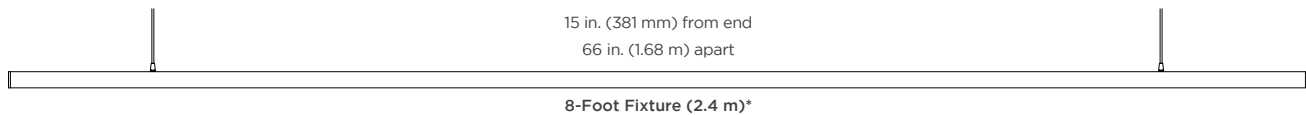
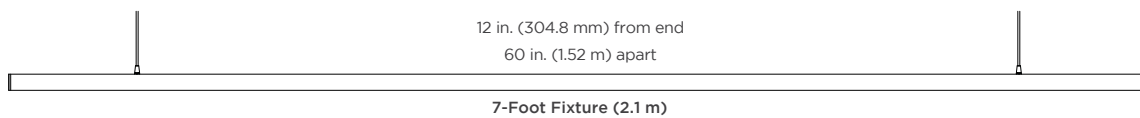
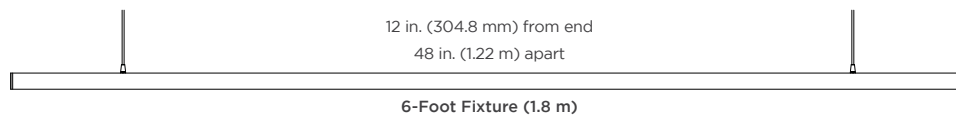
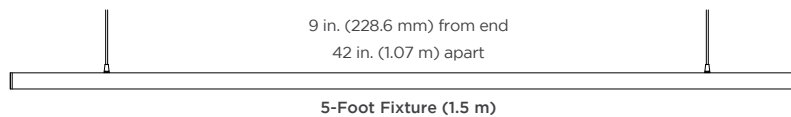
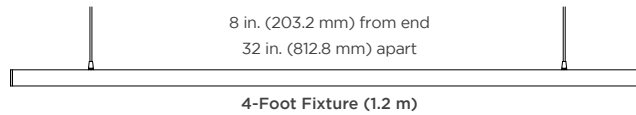
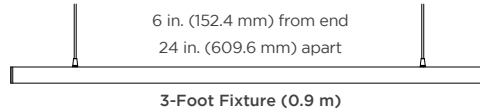
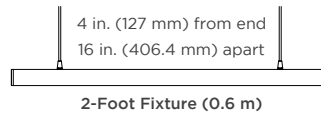
Scroll35S Pendants have a minimum bending radius of 11.81 in. (300 mm)

Minimum Bending Radius = Maximum Curvature



SUGGESTED SUSPENSION WIRE SEPARATED DISTANCES

SUGGESTED SUSPENSION WIRE SEPARATED DISTANCES



NOTE: Each section requires its own driver.

REV.16JUL2025

GLOBAL HQ

320 Murray Hill Pkwy
East Rutherford, NJ 07073
U.S.
T: (+1) 212 629 6830
E: Sales-US@GENLEDBrands.com

EUROPEAN HQ

Hogeweyselaan 119
1382 JK Weesp
Netherlands
T: (+31) 346 235 000
E: SalesEurope@GENLEDBrands.com

MEINA HQ

PO Box 371378, #823, Building 4EA
Dubai Airport Free Zone
Dubai, UAE
T: (+971) 4 701 7901
E: SalesMEINA@genledbrands.com

ASIA-PACIFIC HQ

Room 402, Building D
Shenshi Tongchuang Science and Technology Park
No. 16 Hongyin Road
Xingqiang Community, Xinhua Street
Guangming District, Shenzhen, China 518107
T: (+86) 755 8529 0710
E: Sales-Pacific@GENLEDBrands.com