

SCROLL35S PENDANT FIXTURE

Fashion graceful custom side-illuminated fixtures with open curves or bold signature lighting pieces with the Scroll Pendant Series from Acolyte. Design fully closed shapes like simple circles and triangles or complex undulating ovals, squares and lines, all manufactured to your precise specification. If you can draw it, we can do it! The incredibly flexible Scroll Pendant Series also allows us to generate complementary custom luminaires in surface mounted fixtures.

- Create side-illuminated pendant or surface mounted fixtures
- Static White at 2700K, 3000K, 3500K, 4000K
- 90+ CRI at 90 lm/W
- Minimum bending diameter: 23.6 in. (600 mm)
- Variable White or RGBW available
- Standard silver finish
- Special order Black, White, Gold or custom RAL



HOUSING FINISHES



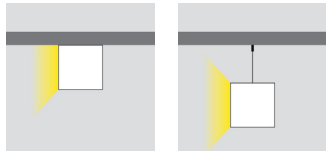
Silver Default finish
Black
White
Gold
 Note: Custom colors available upon request

LENS FINISH



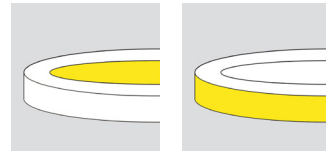
Milky Lens
 74% Light Transmission

MOUNTING OPTIONS




Surface Mount **Suspended Mount**

ILLUMINATION OPTIONS




Inward or Outward

AVAILABLE COLOR TEMPERATURES & COLORS



2700K 3000K 3500K 4000K RGBW VW



ORDERING GUIDE

Fixture Length	Illumination Direction	Output (VW and RGBW in Standard Output only)	Mounting Type
SL35S			
SL35S - Scroll 35S Side Illuminated Fixture	I - Inward O - Outward	LO - Low Direct Only SO - Standard Direct Only HO - High Direct Only	P - Suspended Pendant S - Surface
Color Temperature and Colors	Surface Finish		
27 - 2700K 40 - 4000K	SL - Silver GD - Gold		
30 - 3000K VW - Variable White	BK - Black C - Custom		
35 - 3500K RGBW - RGBW	WH - White		

SPECIFICATIONS

Beam Angle	110°
Lens Type	Milky Lens (PMMA)
Length	Continuous lengths available. Lens max lengths are 19 ft 8 in. (6 m)
Operating Voltage	Low-voltage constant current (remote driver with 100-277V AC input)
Dimming	0-10V, DALI
Available Colors	2700K, 3000K, 3500K, 4000K, VW, RGBW
Efficacy (Static White)	90 lm/W
Lumens (Static White)	665-735 lm/ft (2180-2410 lm/m)
CRI	90+
Certifications	UL, CE, RoHS

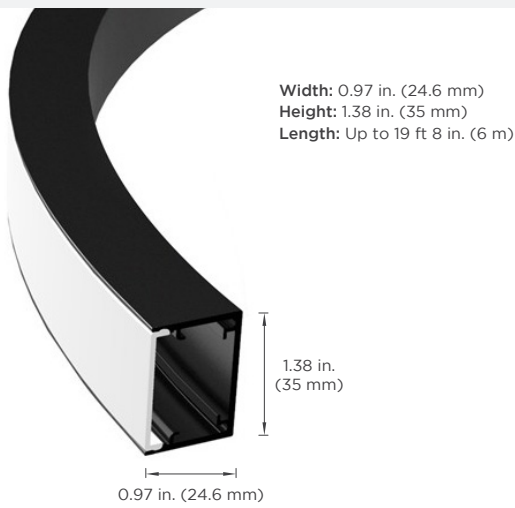


ACCESSORIES

<p>Coupler</p> <p>Part #: SLS35COUP</p>	<p>Suspended Mounting Kit (included accessory)</p>	<p>End Caps (included accessory)</p>
--	---	---

DIMENSIONS

SCROLL35S



Acolyte does not warrant or represent that the information is free from errors or omission. The information may change without notice and Acolyte is not in any way liable for the accuracy of any information printed and stored or in any way interpreted or used.

SUGGESTED SUSPENSION WIRE SEPARATED DISTANCES

SUGGESTED SUSPENSION WIRE SEPARATED DISTANCES

