


### SCROLL35 PENDANT FIXTURE

Fashion graceful custom fixtures with open curves or bold signature lighting pieces with the Scroll Pendant Series from Acolyte. Design fully closed shapes like simple circles and triangles or complex undulating ovals, squares and lines, all manufactured to your precise specification. If you can draw it, we can do it! The incredibly flexible Scroll Pendant Series also allows us to generate complementary custom luminaires in surface mounted fixtures.

- Pendant or surface mounted fixtures
- Available in 2700K, 3000K, 3500K, 4000K, Variable White, RGBW
- Static White high output models at 455 lm/ft (1492 lm/m)
- Minimum bending radius: 11.81 in. (300 mm)
- Static White: 0-10V dimming (Dali coming soon)
- RGBW and Variable White: 0-10V VW Driver, DMX
- Standard silver finish
- Special order Black, White, Gold or custom RAL




#### HOUSING FINISHES

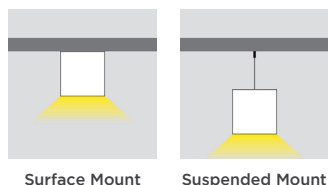


Note: Custom colors available upon request


#### LENS FINISH



#### MOUNTING OPTIONS



#### AVAILABLE COLOR TEMPERATURES & COLORS



### ORDERING GUIDE

Fixture Length	Output (VW and RGBW in Standard Output only)	Mounting Type*	Color Temperature and Colors Direct	
<b>SL35</b>				
SL35 - Scroll35 Fixture	SO - Standard Direct Only HO - High Direct Only	P - Suspended Pendant S - Surface	27 - 2700K 30 - 3000K 35 - 3500K	40 - 4000K VW - Variable White RGBW - RGBW
Surface Finish	Run			
SV - Silver BK - Black WH - White	GD - Gold C - Custom	S - Straight C - Curved		


\*The standard length of Suspended Mounting Kit cables is 6 ft 6.74 in. (2 m). Custom lengths are available up to 32 ft 9.7 in. (10 m).

QUOTING PROCESS	PRODUCTION PROCESS
Scroll Pendants allow for complex custom designs. To quote for Scroll Pendants, Acolyte requires a detailed floor plan with scale. This lets us calculate proper angles and section lengths. Quotes will take 2-3 business days.	After we receive a Purchase Order, our engineering team will provide a dimension drawing that shows the precise specifications of each pendant. Drawings take 2-3 business days. The client must review, approve and return a signed dimension drawing before production begins.

**SPECIFICATIONS**

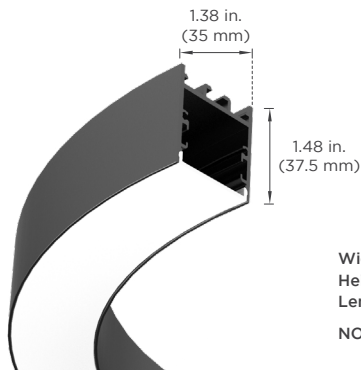
Beam Angle	110°									
Lens Type	Milky Lens (PMMA)									
Length	Channel max lengths are 8 ft 2.4 in. (2.5 m) / Lens max lengths are 19 ft 8 in. (6 m)									
Dimming	Static White: 0-10V, (DALI coming soon) RGBW and Variable White: 0-10V VW Driver, DMX									
CCTs & Colors	2700K, 3000K, 3500K, 4000K			VW			RGBW			
Power	Standard Output 4.3 W/ft (14 W/m)	High Output 8.5 W/ft (28 W/m)	All On 4.3 W/ft (14 W/m)	Cool Only 2.1 W/ft (7 W/m)	Warm Only 2.1 W/ft (7 W/m)	All On 8.5 W/ft (28 W/m)	Red Only 2.1 W/ft (7 W/m)	Green Only 2.1 W/ft (7 W/m)	Blue Only 2.1 W/ft (7 W/m)	White Only 2.1 W/ft (7 W/m)
Voltage	Constant Current			24V Constant Voltage						
Lumens	245 lm/ft (804 lm/m)	455 lm/ft (1492 lm/m)	75 lm/ft (246 lm/m)	30 lm/ft (98 lm/m)	25 lm/ft (82 lm/m)	135 lm/ft (443 lm/m)	15 lm/ft (49 lm/m)	30 lm/ft (98 lm/m)	5 lm/ft (16 lm/m)	40 lm/ft (131 lm/m)
Lumens/Watt	58 lm/W	53 lm/W	18 lm/W	13 lm/W	11 lm/W	16 lm/W	6 lm/W	13 lm/W	3 lm/W	19 lm/W
CRI	90+									
Certifications	UL, CE, RoHS									

**ACCESSORIES**

<p><b>Coupler</b></p> <p>Part #: SL35COUP</p> 	<p><b>Suspended Mounting Kit</b> (included accessory)</p>  <p>NOTE: The standard length of Suspended Mounting Kit cables is 6 ft 6.74 in. (2 m). Custom lengths are available up to 32 ft 9.7 in. (10 m).</p>	<p><b>End Caps</b> (included accessory)</p> 	<p><b>Power Feed Canopy Kit</b></p> <p>Part #: LLFEEDKITWHTV2 (White) Part #: LLFEEDKITBLKV2 (Black)</p> 
---	--	--	--

**DIMENSIONS**

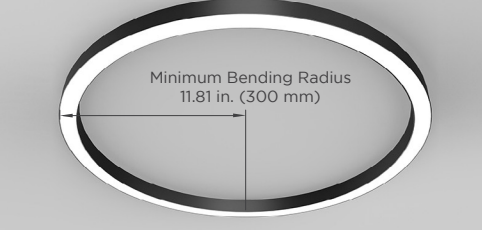
**SURFACE / SUSPENDED**



Width: 1.38 in. (35 mm)  
Height: 1.48 in. (37.5 mm)  
Length: Up to 8 ft 2.4 in. (2.5 m)

**NOTE:** 1. Max length for lens is 19 ft 8 in. (6 m)  
2. Each section requires its own driver.

<b>Minimum Bending Radius For Surface and Suspended Models</b>	11.81 in. (300 mm)
--	--------------------



**WARNING:** DO NOT bend fixture past the listed minimum bending radius. Defects caused by over-bending will result in a voided warranty.

Acolyte does not warrant or represent that the information is free from errors or omission. The information may change without notice and Acolyte is not in any way liable for the accuracy of any information printed and stored or in any way interpreted or used.

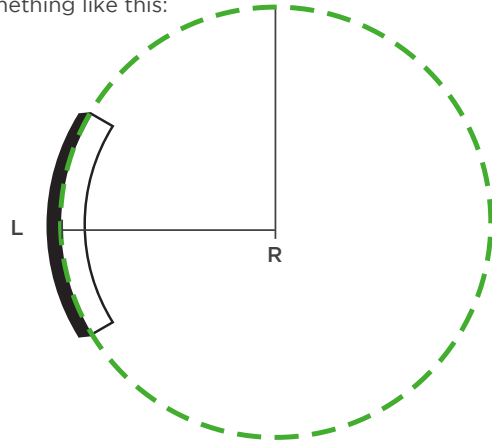
**UNDERSTANDING THE MINIMUM BENDING RADIUS (MAXIMUM CURVATURE)**

The bending radius of a curve is the radius of the circle that would exist if the curve were extended to form a circle.

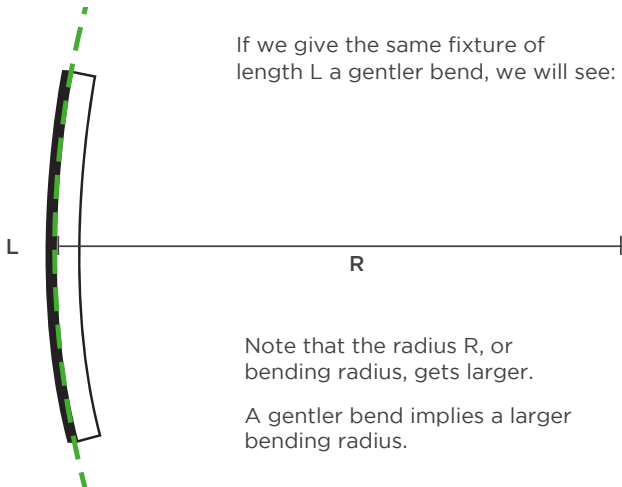
For example, we have a fixture of length L:



Let's bend this fixture. If we extend this curve to form a circle, we will see something like this:



The radius R of that circle would be our curve's bending radius.

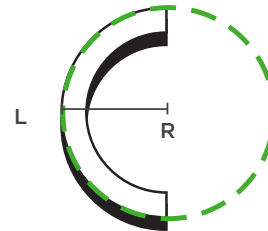


If we give the same fixture of length L a gentler bend, we will see:

Note that the radius R, or bending radius, gets larger.

A gentler bend implies a larger bending radius.

If we give the same fixture of length L a sharper bend, we will see:

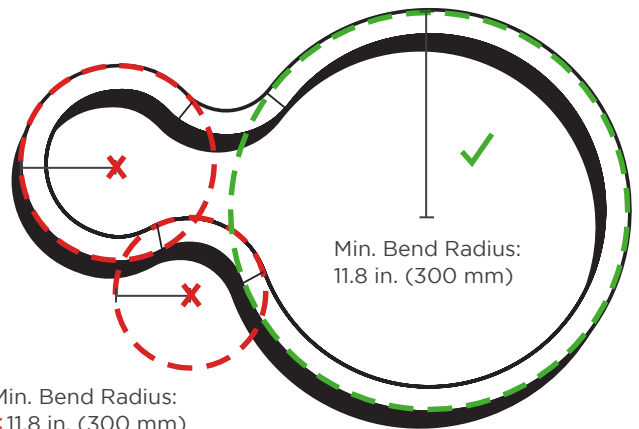


The radius R, or bending radius, gets smaller. A sharper bend implies a smaller bending radius.

We define a fixture's minimum bending radius because of this relationship; some of our fixtures are limited by the sharpness of the specified bend. A fixture's minimum bending radius defines the sharpest curve it can make without jeopardizing the integrity of the LED performance.

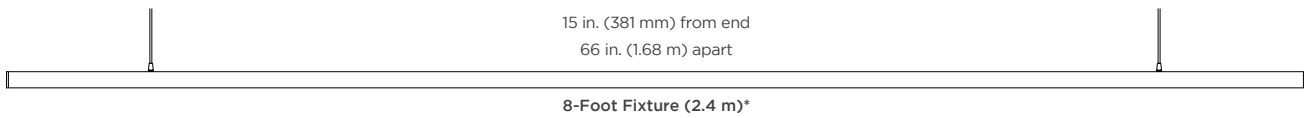
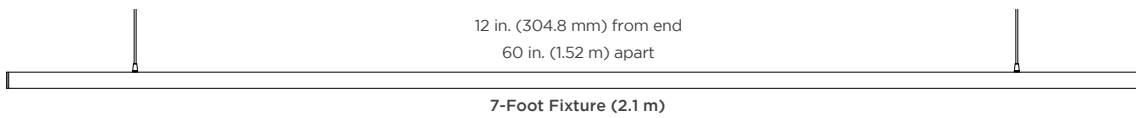
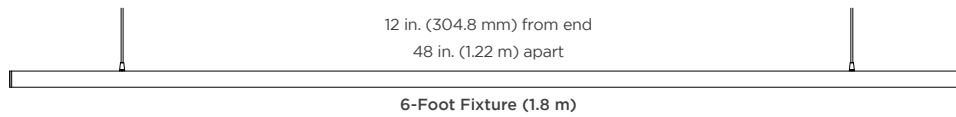
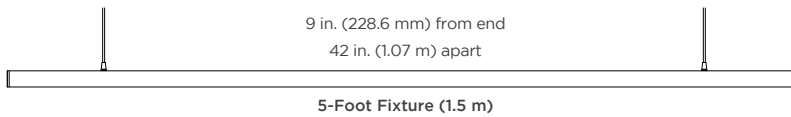
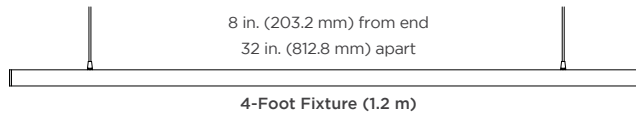
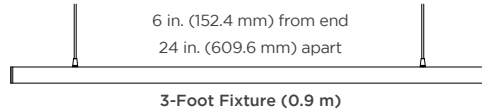
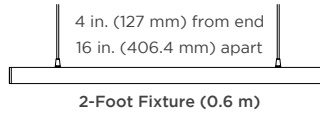
**Scroll35 Pendants have a minimum bending radius of 11.81 in. (300 mm)**

**Minimum Bending Radius = Maximum Curvature**



SUGGESTED SUSPENSION WIRE SEPARATED DISTANCES

SUGGESTED SUSPENSION WIRE SEPARATED DISTANCES



NOTE: Each section requires its own driver.

REV.29JAN2025

**GLOBAL HQ**

320 Murray Hill Pkwy  
East Rutherford, NJ 07073  
U.S.  
T: (+1) 212 629 6830  
E: Sales-US@GENLEDBrands.com

**EUROPEAN HQ**

Hogeweysealaan 119  
1382 JK Weesp  
Netherlands  
T: (+31) 346 235 000  
E: SalesEurope@GENLEDBrands.com

**MEINA HQ**

PO Box 371378, #823, Building 4EA  
Dubai Airport Free Zone  
Dubai, UAE  
T: (+971) 4 701 7901  
E: SalesMEINA@genledbrands.com

**ASIA-PACIFIC HQ**

Room 402, Building D  
Shenshi Tongchuang Science and Technology Park  
No. 16 Hongyin Road  
Xingqiang Community, Xihu Street  
Guangming District, Shenzhen, China 518107  
Sales: (+86) 139 1836 3905  
Office: (+86) 755 8529 0710  
E: Sales-Pacific@GENLEDBrands.com