

Date \_\_\_\_\_ Project \_\_\_\_\_

Notes \_\_\_\_\_

### SCROLL50S PENDANT FIXTURE

Fashion graceful custom side-illuminated fixtures with open curves or bold signature lighting pieces with the Scroll Pendant Series from Acolyte. Design fully closed shapes like simple circles and triangles or complex undulating ovals, squares and lines, all manufactured to your precise specification. If you can draw it, we can do it! The incredibly flexible Scroll Pendant Series also allows us to generate complementary custom luminaires in surface mounted fixtures.


- Create side-illuminated pendant or surface mounted fixtures
- Static White at 2700K, 3000K, 3500K, 4000K
- 90+ CRI at 90 lm/W
- Minimum bending diameter: 27.6 in. (700 mm)
- Variable White or RGBW available
- Standard silver finish
- Special order Black, White, Gold or custom RAL

#### HOUSING FINISHES

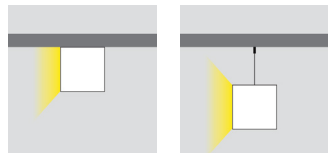


**Silver** Default finish  
**Black**  
**White**  
**Gold**  
 Note: Custom colors available upon request

#### LENS FINISH

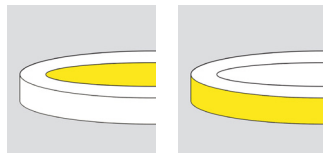


#### MOUNTING OPTIONS




Surface Mount      Suspended Mount

#### ILLUMINATION OPTIONS



Inward or Outward

#### AVAILABLE COLOR TEMPERATURES & COLORS



### ORDERING GUIDE

| Fixture Length                              | Illumination Direction    | Output (VW and RGBW in Standard Output only)                               | Mounting Type                        |
|---|---------------------------|--|--------------------------------------|
| <b>SL50S</b>                                |                           |  |                                      |
| SL50S - Scroll 50S Side Illuminated Fixture | I - Inward<br>O - Outward | LO - Low Direct Only<br>SO - Standard Direct Only<br>HO - High Direct Only | P - Suspended Pendant<br>S - Surface |
| Color Temperature and Colors                | Surface Finish            |  |                                      |
| 27 - 2700K    40 - 4000K                    | SL - Silver    GD - Gold  |  |                                      |
| 30 - 3000K    VW - Variable White           | BK - Black    C - Custom  |  |                                      |
| 35 - 3500K    RGBW - RGBW                   | WH - White                |  |                                      |



**SPECIFICATIONS**

|                                |  |
|--------------------------------|--|
| <b>Beam Angle</b>              | 110°   |
| <b>Lens Type</b>               | Milky Lens (PMMA)  |
| <b>Length</b>                  | Continuous lengths available. Lens max lengths are 19 ft 8 in. (6 m) |
| <b>Operating Voltage</b>       | Low-voltage constant current (remote driver with 100-277V AC input)  |
| <b>Dimming</b>                 | 0-10V, DALI  |
| <b>Available Colors</b>        | 2700K, 3000K, 3500K, 4000K, VW, RGBW                                 |
| <b>Efficacy (Static White)</b> | 90 lm/W  |
| <b>Lumens (Static White)</b>   | 665-735 lm/ft (2180-2410 lm/m)                                       |
| <b>CRI</b>                     | 90+  |
| <b>Certifications</b>          | UL, CE, RoHS   |

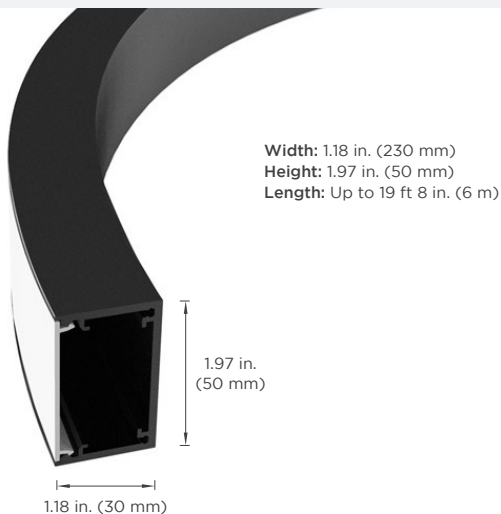


**ACCESSORIES**

|  |   |   |
|--|---|---|
| <p><b>Coupler</b></p> <p>Part #: SLS50COUP</p> | <p><b>Suspended Mounting Kit (included accessory)</b></p> | <p><b>End Caps (included accessory)</b></p> |
|--|---|---|

**DIMENSIONS**

**SCROLL50S**



Acolyte does not warrant or represent that the information is free from errors or omission. The information may change without notice and Acolyte is not in any way liable for the accuracy of any information printed and stored or in any way interpreted or used.

SUGGESTED SUSPENSION WIRE SEPARATED DISTANCES

SUGGESTED SUSPENSION WIRE SEPARATED DISTANCES

