

### SCROLL80S PENDANT FIXTURE

Fashion graceful custom side-illuminated fixtures with open curves or bold signature lighting pieces with the Scroll Pendant Series from Acolyte. Design fully closed shapes like simple circles and triangles or complex undulating ovals, squares and lines, all manufactured to your precise specification. If you can draw it, we can do it! The incredibly flexible Scroll Pendant Series also allows us to generate complementary custom luminaires in surface mounted fixtures.

- Create side-illuminated pendant or surface mounted fixtures
- Available in 2700K, 3000K, 3500K, 4000K, Variable White, RGBW
- Static White high output models at 1120 lm/ft (3674 lm/m)
- Minimum bending diameter: 27.6 in. (700 mm)
- Static White: 0-10V, ELV/MLV, and DALI dimming
- RGBW and Variable White: 0-10V VW dimming
- Compatible with DMX controls
- Standard silver finish
- Special order Black, White, Gold or custom RAL

#### HOUSING FINISHES



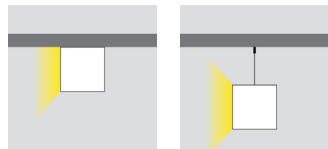
Silver Default finish  
 Note: Custom colors available upon request

#### LENS FINISH



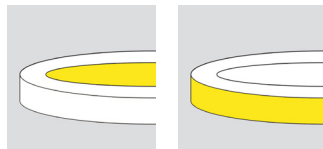
Milky Lens  
 74% Light Transmission

#### MOUNTING OPTIONS




Surface Mount      Suspended Mount

#### ILLUMINATION OPTIONS



Inward or Outward

#### AVAILABLE COLOR TEMPERATURES & COLORS



#### ORDERING GUIDE

Fixture Length	Illumination Direction	Output (VW and RGBW in Standard Output only)	Mounting Type
SL80			
SL80 - Scroll80S Side Illuminated Fixture	I - Inward O - Outward	SO - Standard Direct Only HO - High Direct Only	P - Suspended Pendant S - Surface

Color Temperature and Colors	Surface Finish	Run
27 - 2700K    40 - 4000K	SV - Silver    GD - Gold	S - Straight
30 - 3000K    VW - Variable White	BK - Black    C - Custom	C - Curved
35 - 3500K    RGBW - RGBW	WH - White	

QUOTING PROCESS	PRODUCTION PROCESS
Scroll Pendants allow for complex custom designs. To quote for Scroll Pendants, Acolyte requires a detailed floor plan with scale. This lets us calculate proper angles and section lengths. Quotes will take 2-3 business days.	After we receive a Purchase Order, our engineering team will provide a dimension drawing that shows the precise specifications of each pendant. Drawings take 2-3 business days. The client must review, approve and return a signed dimension drawing before production begins.



**SPECIFICATIONS**

Beam Angle	110°									
Lens Type	Milky Lens (PMMA)									
Length	Continuous lengths available. Lens max lengths are 19 ft 8 in. (6 m)									
Dimming	Static White: 0-10V, (DALI coming soon) RGBW and Variable White: 0-10V VW Driver, DMX									
CCTs & Colors	2700K, 3000K, 3500K, 4000K			VW			RGBW			
Power	Standard Output 7.3 W/ft (24 W/m)	High Output 14.6 W/ft (48 W/m)	All On 12.8 W/ft (42 W/m)	Cool Only 6.4 W/ft (21 W/m)	Warm Only 6.4 W/ft (21 W/m)	All On 14.6 W/ft (48 W/m)	Red Only 3.7 W/ft (12 W/m)	Green Only 3.7 W/ft (12 W/m)	Blue Only 3.7 W/ft (12 W/m)	White Only 3.7 W/ft (12 W/m)
Voltage	Constant Current			24V Constant Voltage						
Lumens	600 lm/ft (1968 lm/m)	1120 lm/ft (3674 lm/m)	450 lm/ft (1476 lm/m)	210 lm/ft (689 lm/m)	175 lm/ft (574 lm/m)	325 lm/ft (1066 lm/m)	40 lm/ft (131 lm/m)	85 lm/ft (279 lm/m)	20 lm/ft (66 lm/m)	105 lm/ft (344 lm/m)
Lumens/Watt	82 lm/W	76 lm/W	35 lm/W	33 lm/W	27 lm/W	22 lm/W	10 lm/W	23 lm/W	5 lm/W	29 lm/W
CRI	90+									
Certifications	UL, CE, RoHS									

**ACCESSORIES**

<b>Coupler</b>	<b>Suspended Mounting Kit (included accessory)</b>	<b>End Caps (included accessory)</b>
Part #: SLS80COUP		

**DIMENSIONS**

**SCROLL80S**

**Width:** 1.18 in. (30 mm)  
**Height:** 3.15 in. (80 mm)  
**Length:** Up to 6 ft 6.7 in. (2 m)

**NOTE:** 1. Max length for lens is 19 ft 8 in. (6 m)  
2. Each section requires its own driver.

<b>Minimum Bending Diameter</b>	27.6 in. (700 mm)
---------------------------------	-------------------

27.6 in. (700 mm)

**WARNING:** DO NOT bend fixture past the listed minimum bending diameter. Defects caused by over-bending will result in a voided warranty.

Acolyte does not warrant or represent that the information is free from errors or omission. The information may change without notice and Acolyte is not in any way liable for the accuracy of any information printed and stored or in any way interpreted or used.

**UNDERSTANDING THE MINIMUM BENDING DIAMETER (MAXIMUM CURVATURE)**

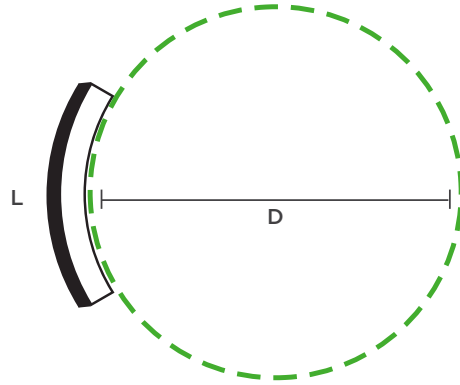
The bending diameter of a curve is the diameter of the circle that would exist if the curve were extended to form a circle.

For example, we have a fixture of length L:



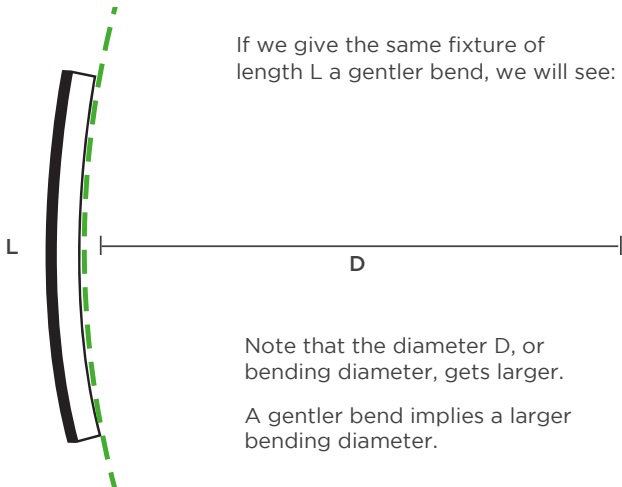
Let's bend this fixture.

If we extend this curve to form a circle, we will see something like this:



The diameter D of that circle would be our curve's bending diameter.

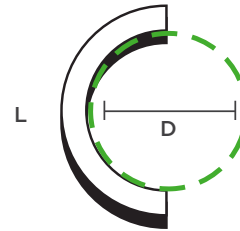
If we give the same fixture of length L a gentler bend, we will see:



Note that the diameter D, or bending diameter, gets larger.

A gentler bend implies a larger bending diameter.

If we give the same fixture of length L a sharper bend, we will see:

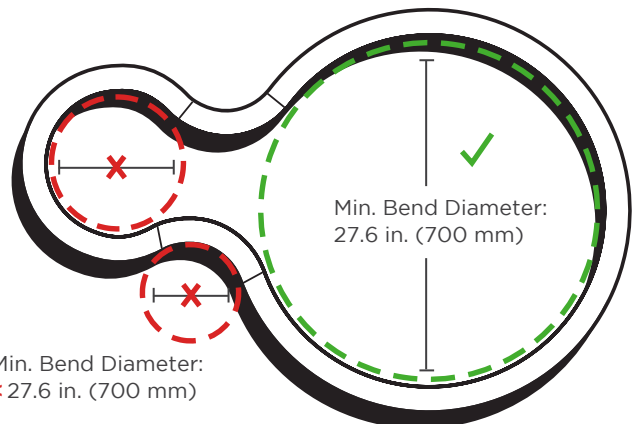


The diameter D, or bending diameter, gets smaller. A sharper bend implies a smaller bending diameter.

We define a fixture's minimum bending diameter because of this relationship; some of our fixtures are limited by the sharpness of the specified bend. A fixture's minimum bending diameter defines the sharpest curve it can make without jeopardizing the integrity of the LED performance.

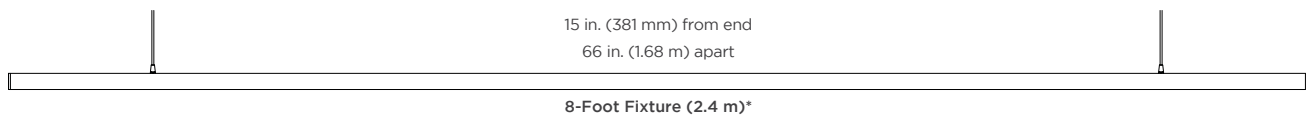
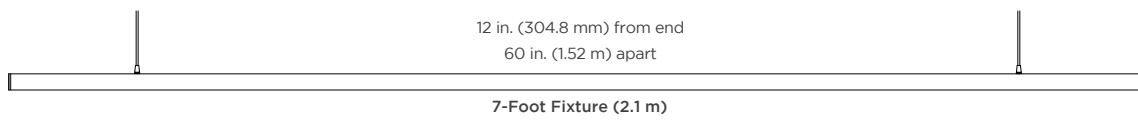
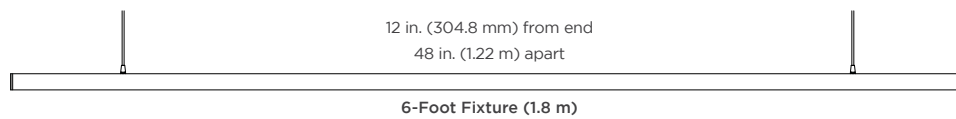
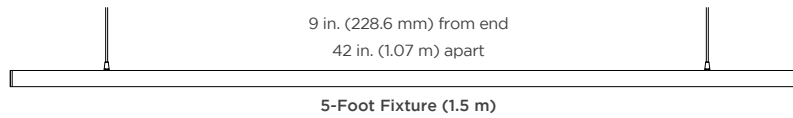
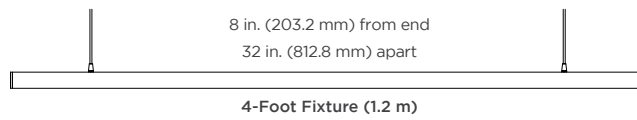
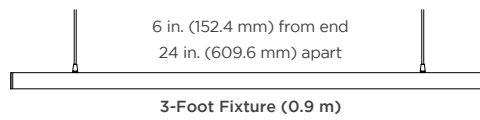
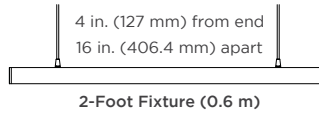
**Scroll80S Pendants have a minimum bending diameter of 27.6 in. (700 mm)**

**Minimum Bending Diameter = Maximum Curvature**



SUGGESTED SUSPENSION WIRE SEPARATED DISTANCES

SUGGESTED SUSPENSION WIRE SEPARATED DISTANCES



**NOTE:** Each section requires its own driver.

REV.07NOV2023