

SCROLL80S PENDANT FIXTURE

Fashion graceful custom side-illuminated fixtures with open curves or bold signature lighting pieces with the Scroll Pendant Series from Acolyte. Design fully closed shapes like simple circles and triangles or complex undulating ovals, squares and lines, all manufactured to your precise specification. If you can draw it, we can do it! The incredibly flexible Scroll Pendant Series also allows us to generate complementary custom luminaires in surface mounted fixtures.

- Create side-illuminated pendant or surface mounted fixtures
- Available in 2700K, 3000K, 3500K, 4000K, Variable White, RGBW
- Static White high output models at 71.8 lm/W, 1507.9 lm/ft (4945.9 lm/m)
- Minimum bending diameter: 27.6 in. (700 mm)
- Static White: 0-10V, ELV/MLV, and DALI dimming
- RGBW and Variable White: 0-10V VW dimming
- Compatible with DMX controls
- Standard silver finish
- Special order Black, White, Gold or custom RAL

HOUSING FINISHES



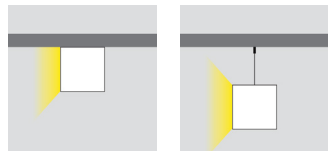
Silver Default finish
Black
White
Gold
Note: Custom colors available upon request

LENS FINISH



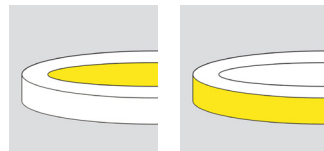
Milky Lens
74% Light Transmission

MOUNTING OPTIONS




Surface Mount Suspended Mount

ILLUMINATION OPTIONS



Inward or Outward

AVAILABLE COLOR TEMPERATURES & COLORS



ORDERING GUIDE

Fixture Length	Color Temperature and Colors	Surface Finish	Run	Illumination Direction	Output (VW and RGBW in Standard Output only)	Mounting Type
SL80	27 - 2700K 40 - 4000K	SV - Silver GD - Gold	S - Straight	I - Inward	SO - Standard Direct Only	P - Suspended Pendant
SL80 - Scroll80S Side Illuminated Fixture	30 - 3000K VW - Variable White	BK - Black C - Custom	C - Curved	O - Outward	HO - High Direct Only	S - Surface
	35 - 3500K RGBW - RGBW	WH - White				








SPECIFICATIONS


Beam Angle	110°			
Lens Type	Milky Lens (PMMA)			
Length	Continuous lengths available. Lens max lengths are 19 ft 8 in. (6 m)			
Dimming	Static White: 0-10V, (DALI coming soon) RGBW and Variable White: 0-10V VW Driver, DMX			
Power	Standard Output 10 W/ft (32.8 W/m)	High Output 21 W/ft (68.9 W/m)	Standard Output 18.4 W/ft (60.4 W/m)	Standard Output 28.2 W/ft (92.5 W/m)
Voltage	Constant Current		24V Constant Voltage	
CCTs & Colors	2700K, 3000K, 3500K, 4000K		VW	RGBW
Efficacy	80.9 lm/W	71.8 lm/W	38.4 lm/W	23.7 lm/W
Lumens	808.9 lm/ft (2653.2 lm/m)	1507.9 lm/ft (4945.9 lm/m)	706.2 lm/ft (2316.3 lm/m)	668.2 lm/ft (2191.7 lm/m)
CRI	90+			
Certifications	UL, CE, RoHS			

ACCESSORIES

<p>Coupler</p> <p>Part #: SLS80COUP</p> 	<p>Suspended Mounting Kit (included accessory)</p> 	<p>End Caps (included accessory)</p> 
---	--	---

DIMENSIONS

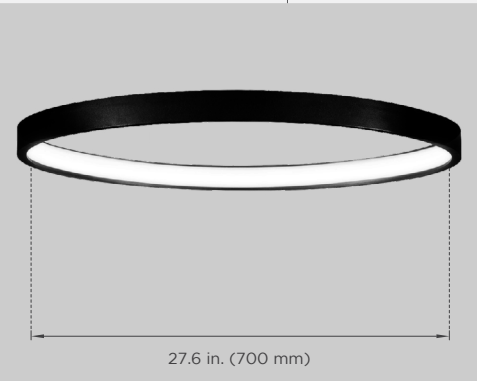
SCROLL80S



Width: 1.18 in. (30 mm)
Height: 3.15 in. (80 mm)
Length: Up to 19 ft 8 in. (6 m)

NOTE: 1. Max length for lens is 19 ft 8 in. (6 m)
2. Each section requires its own driver.

Minimum Bending Diameter	27.6 in. (700 mm)
---------------------------------	-------------------



WARNING: DO NOT bend fixture past the listed minimum bending diameter. Defects caused by over-bending will result in a voided warranty.

Acolyte does not warrant or represent that the information is free from errors or omission. The information may change without notice and Acolyte is not in any way liable for the accuracy of any information printed and stored or in any way interpreted or used.

UNDERSTANDING THE MINIMUM BENDING DIAMETER (MAXIMUM CURVATURE)

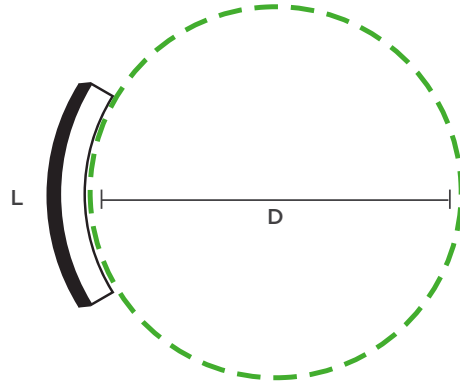
The bending diameter of a curve is the diameter of the circle that would exist if the curve were extended to form a circle.

For example, we have a fixture of length L:



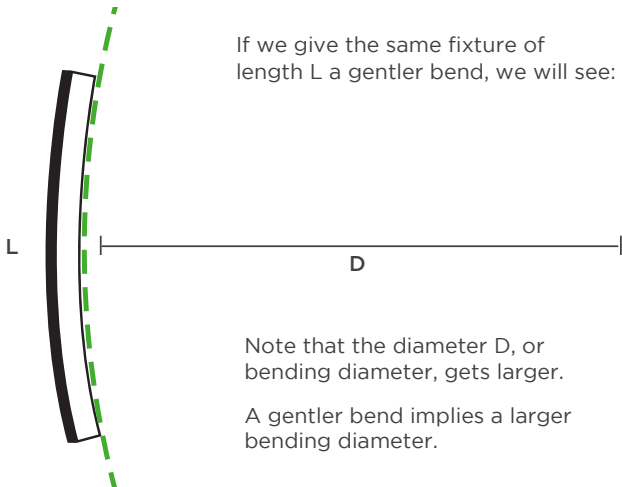
Let's bend this fixture.

If we extend this curve to form a circle, we will see something like this:



The diameter D of that circle would be our curve's bending diameter.

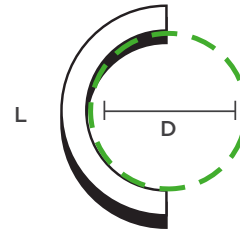
If we give the same fixture of length L a gentler bend, we will see:



Note that the diameter D, or bending diameter, gets larger.

A gentler bend implies a larger bending diameter.

If we give the same fixture of length L a sharper bend, we will see:

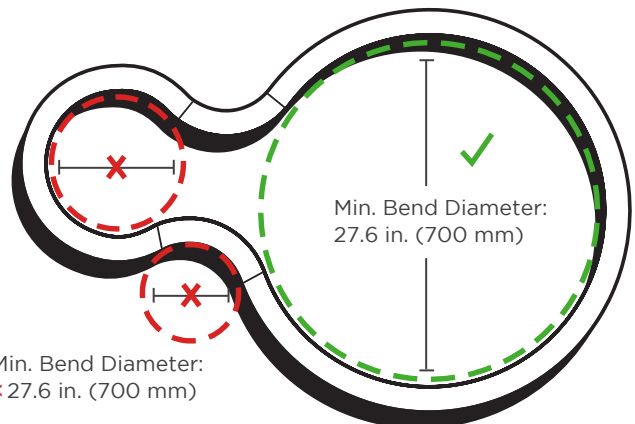


The diameter D, or bending diameter, gets smaller. A sharper bend implies a smaller bending diameter.

We define a fixture's minimum bending diameter because of this relationship; some of our fixtures are limited by the sharpness of the specified bend. A fixture's minimum bending diameter defines the sharpest curve it can make without jeopardizing the integrity of the LED performance.

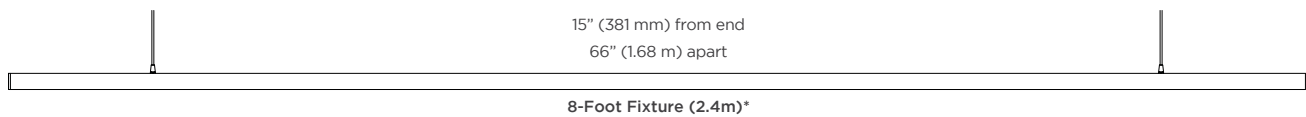
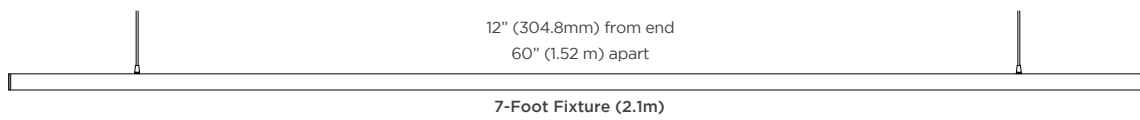
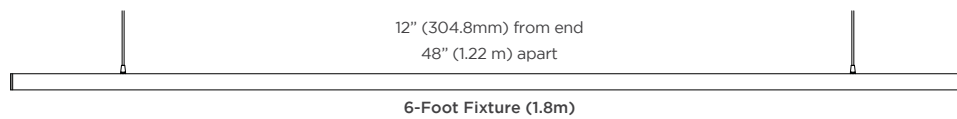
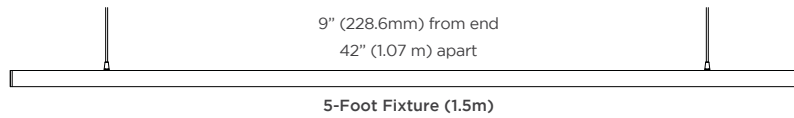
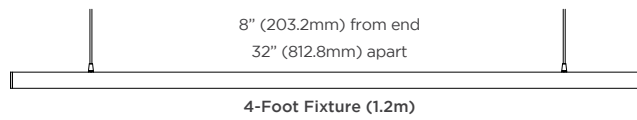
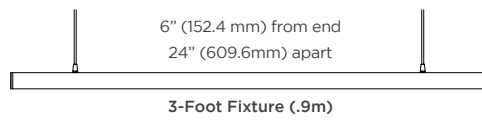
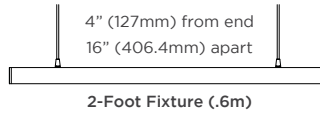
Scroll80S Pendants have a minimum bending diameter of 27.6 in. (700 mm)

Minimum Bending Diameter = Maximum Curvature



SUGGESTED SUSPENSION WIRE SEPARATED DISTANCES

SUGGESTED SUSPENSION WIRE SEPARATED DISTANCES



NOTE: Each section requires its own driver.

REV.26MAY2023