


SCROLL80S PENDANT FIXTURE

Fashion graceful custom side-illuminated fixtures with open curves or bold signature lighting pieces with the Scroll Pendant Series from Acolyte. Design fully closed shapes like simple circles and triangles or complex undulating ovals, squares and lines, all manufactured to your precise specification. If you can draw it, we can do it! The incredibly flexible Scroll Pendant Series also allows us to generate complementary custom luminaires in surface mounted fixtures.


- Create side-illuminated pendant or surface mounted fixtures
- Available in 2700K, 3000K, 3500K, 4000K, Variable White, RGBW
- Static White high output models at 1120 lm/ft (3674 lm/m)
- Minimum bending diameter: 27.6 in. (700 mm)
- Static White: 0-10V, ELV/MLV, and DALI dimming
- RGBW and Variable White: 0-10V VW dimming
- Compatible with DMX controls
- Standard silver finish
- Special order Black, White, Gold or custom RAL

HOUSING FINISHES

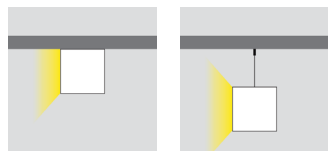


Note: Custom colors available upon request

LENS FINISH



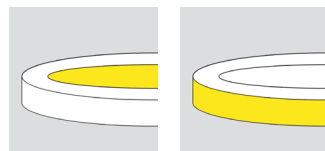
MOUNTING OPTIONS



Surface Mount


Suspended Mount

ILLUMINATION OPTIONS



Inward or Outward


AVAILABLE COLOR TEMPERATURES & COLORS



ORDERING GUIDE

Fixture Length	Illumination Direction		Output (VW and RGBW in Standard Output only)	Mounting Type*
SL80				
SL80 - Scroll80S Side Illuminated Fixture	I - Inward		SO - Standard Direct Only	P - Suspended Pendant
	O - Outward		HO - High Direct Only	S - Surface
Color Temperature and Colors	Surface Finish	Run		
27 - 2700K 40 - 4000K	SV - Silver GD - Gold	S - Straight		
30 - 3000K VW - Variable White	BK - Black C - Custom	C - Curved		
35 - 3500K RGBW - RGBW	WH - White			

*The standard length of Suspended Mounting Kit cables is 6 ft 6.74 in. (2 m). Custom lengths are available up to 32 ft 9.7 in. (10 m).



QUOTING PROCESS

Scroll Pendants allow for complex custom designs. To quote for Scroll Pendants, Acolyte requires a detailed floor plan with scale. This lets us calculate proper angles and section lengths. Quotes will take 2-3 business days.

PRODUCTION PROCESS

After we receive a Purchase Order, our engineering team will provide a dimension drawing that shows the precise specifications of each pendant. Drawings take 2-3 business days. The client must review, approve and return a signed dimension drawing before production begins.



SPECIFICATIONS

Beam Angle	110°									
Lens Type	Milky Lens (PMMA)									
Length	Continuous lengths available. Lens max lengths are 19 ft 8 in. (6 m)									
Dimming	Static White: 0-10V, (DALI coming soon) RGBW and Variable White: 0-10V VW Driver, DMX									
CCTs & Colors	2700K, 3000K, 3500K, 4000K		VW			RGBW				
Power	Standard Output 7.3 W/ft (24 W/m)	High Output 14.6 W/ft (48 W/m)	All On 12.8 W/ft (42 W/m)	Cool Only 6.4 W/ft (21 W/m)	Warm Only 6.4 W/ft (21 W/m)	All On 14.6 W/ft (48 W/m)	Red Only 3.7 W/ft (12 W/m)	Green Only 3.7 W/ft (12 W/m)	Blue Only 3.7 W/ft (12 W/m)	White Only 3.7 W/ft (12 W/m)
Voltage	Constant Current		24V Constant Voltage							
Lumens	600 lm/ft (1968 lm/m)	1120 lm/ft (3674 lm/m)	450 lm/ft (1476 lm/m)	210 lm/ft (689 lm/m)	175 lm/ft (574 lm/m)	325 lm/ft (1066 lm/m)	40 lm/ft (131 lm/m)	85 lm/ft (279 lm/m)	20 lm/ft (66 lm/m)	105 lm/ft (344 lm/m)
Lumens/Watt	82 lm/W	76 lm/W	35 lm/W	33 lm/W	27 lm/W	22 lm/W	10 lm/W	23 lm/W	5 lm/W	29 lm/W
CRI	90+									
Certifications	UL, CE, RoHS									

ACCESSORIES

Coupler Part #: SLS80COUP 	Suspended Mounting Kit (included accessory)  NOTE: The standard length of Suspended Mounting Kit cables is 6 ft 6.74 in. (2 m). Custom lengths are available up to 32 ft 9.7 in. (10 m).	End Caps (included accessory) 	Power Feed Canopy Kit (included accessory) Part #: LLFEEDKITWHT (White) Part #: LLFEEDKITBLK (Black) 
---	---	--	--

DIMENSIONS

SCROLL80S  Width: 1.18 in. (30 mm) Height: 3.15 in. (80 mm) Length: Up to 6 ft 6.7 in. (2 m) NOTE: 1. Max length for lens is 19 ft 8 in. (6 m) 2. Each section requires its own driver.		Minimum Bending Diameter 27.6 in. (700 mm)  WARNING: DO NOT bend fixture past the listed minimum bending diameter. Defects caused by over-bending will result in a voided warranty.
---	--	--

UNDERSTANDING THE MINIMUM BENDING DIAMETER (MAXIMUM CURVATURE)

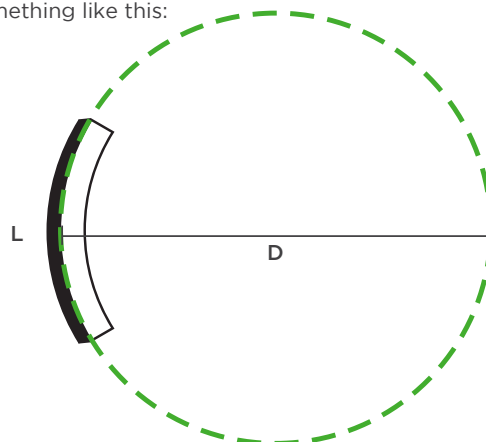
The bending diameter of a curve is the diameter of the circle that would exist if the curve were extended to form a circle.

For example, we have a fixture of length L:

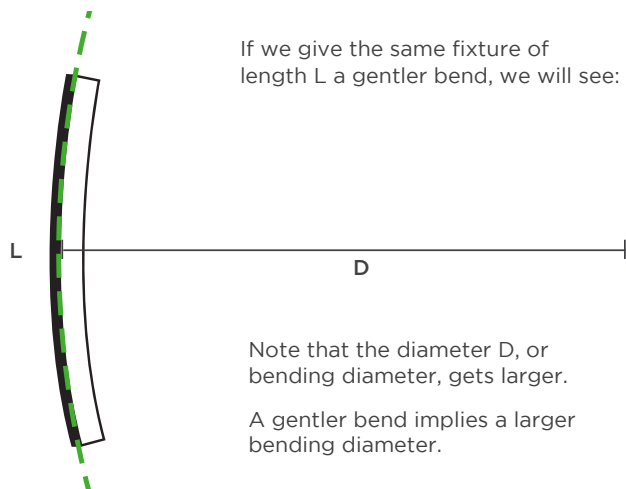


Let's bend this fixture.

If we extend this curve to form a circle, we will see something like this:



The diameter D of that circle would be our curve's bending diameter.

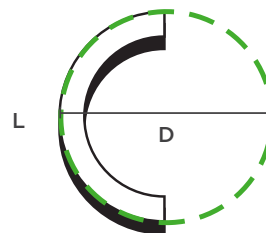


If we give the same fixture of length L a gentler bend, we will see:

Note that the diameter D, or bending diameter, gets larger.

A gentler bend implies a larger bending diameter.

If we give the same fixture of length L a sharper bend, we will see:

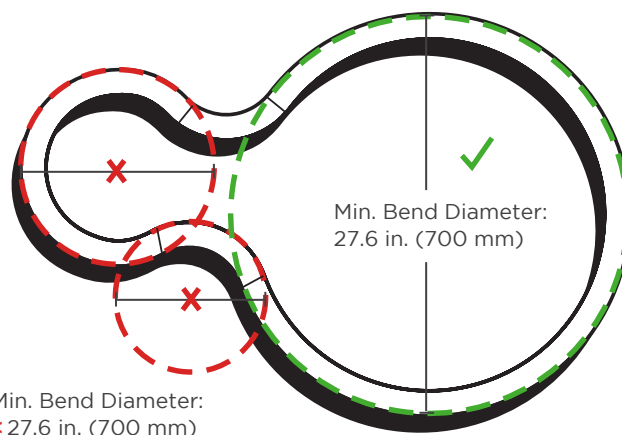


The diameter D, or bending diameter, gets smaller. A sharper bend implies a smaller bending diameter.

We define a fixture's minimum bending diameter because of this relationship; some of our fixtures are limited by the sharpness of the specified bend. A fixture's minimum bending diameter defines the sharpest curve it can make without jeopardizing the integrity of the LED performance.

Scroll80S Pendants have a minimum bending diameter of 27.6 in. (700 mm)

Minimum Bending Diameter = Maximum Curvature

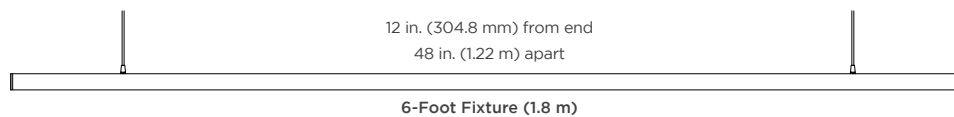
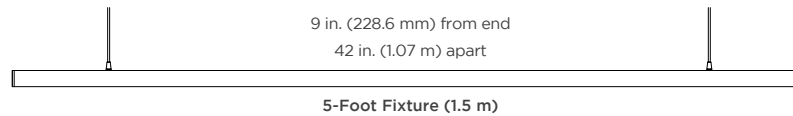
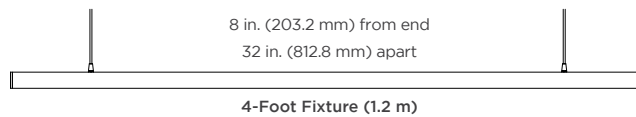
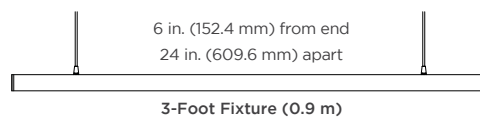
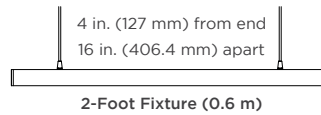


Min. Bend Diameter:
< 27.6 in. (700 mm)

Min. Bend Diameter:
27.6 in. (700 mm)

SUGGESTED SUSPENSION WIRE SEPARATED DISTANCES

SUGGESTED SUSPENSION WIRE SEPARATED DISTANCES



NOTE: Each section requires its own driver.

REV.29JAN2024