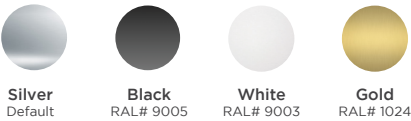


SCROLL80S PENDANT FIXTURE

Fashion graceful custom side-illuminated fixtures with open curves or bold signature lighting pieces with the Scroll Pendant Series from Acolyte. Design fully closed shapes like simple circles and triangles or complex undulating ovals, squares and lines, all manufactured to your precise specification. If you can draw it, we can do it! The incredibly flexible Scroll Pendant Series also allows us to generate complementary custom luminaires in surface mounted fixtures.


- Create side-illuminated pendant or surface mounted fixtures
- Available in 2700K, 3000K, 3500K, 4000K, Variable White, RGBW
- Static White high output models at 1120 lm/ft (3674 lm/m)
- Minimum bending radius: 13.78 in. (350 mm)
- Static White: 0-10V, ELV/MLV, and DALI dimming
- RGBW and Variable White: 0-10V VW dimming
- Compatible with DMX controls
- Standard silver finish
- Special order Black, White, Gold or custom RAL

HOUSING FINISHES

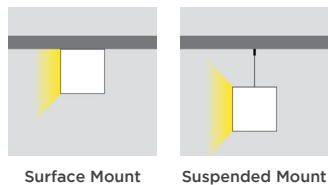


Note: Custom colors available upon request

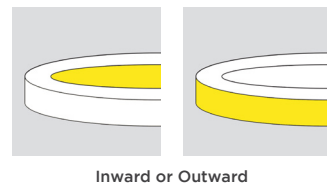
LENS FINISH




MOUNTING OPTIONS



ILLUMINATION OPTIONS



AVAILABLE COLOR TEMPERATURES & COLORS



ORDERING GUIDE

Fixture Length	Color Temperature and Colors	Surface Finish	Run	Illumination Direction	Output (VW and RGBW in Standard Output only)	Mounting Type*
SL80	27 - 2700K	SV - Silver	S - Straight	I - Inward	SO - Standard Direct Only	P - Suspended Pendant
SL80 - Scroll80S Side Illuminated Fixture	40 - 4000K	GD - Gold	C - Curved	O - Outward	HO - High Direct Only	S - Surface
	30 - 3000K	BK - Black				
	35 - 3500K	WH - White				
	VW - Variable White	C - Custom				
	RGBW - RGBW					

*The standard length of Suspended Mounting Kit cables is 6 ft 6.74 in. (2 m). Custom lengths are available up to 32 ft 9.7 in. (10 m).





QUOTING PROCESS	PRODUCTION PROCESS
Scroll Pendants allow for complex custom designs. To quote for Scroll Pendants, Acolyte requires a detailed floor plan with scale. This lets us calculate proper angles and section lengths. Quotes will take 2-3 business days.	After we receive a Purchase Order, our engineering team will provide a dimension drawing that shows the precise specifications of each pendant. Drawings take 2-3 business days. The client must review, approve and return a signed dimension drawing before production begins.



SPECIFICATIONS


Beam Angle	110°									
Lens Type	Milky Lens (PMMA)									
Length	Continuous lengths available. Lens max lengths are 19 ft 8 in. (6 m)									
Dimming	Static White: 0-10V, (DALI coming soon) RGBW and Variable White: 0-10V VW Driver, DMX									
CCTs & Colors	2700K, 3000K, 3500K, 4000K			VW			RGBW			
Power	Standard Output 7.3 W/ft (24 W/m)	High Output 14.6 W/ft (48 W/m)	All On 12.8 W/ft (42 W/m)	Cool Only 6.4 W/ft (21 W/m)	Warm Only 6.4 W/ft (21 W/m)	All On 14.6 W/ft (48 W/m)	Red Only 3.7 W/ft (12 W/m)	Green Only 3.7 W/ft (12 W/m)	Blue Only 3.7 W/ft (12 W/m)	White Only 3.7 W/ft (12 W/m)
Voltage	Constant Current			24V Constant Voltage						
Lumens	600 lm/ft (1968 lm/m)	1120 lm/ft (3674 lm/m)	450 lm/ft (1476 lm/m)	210 lm/ft (689 lm/m)	175 lm/ft (574 lm/m)	325 lm/ft (1066 lm/m)	40 lm/ft (131 lm/m)	85 lm/ft (279 lm/m)	20 lm/ft (66 lm/m)	105 lm/ft (344 lm/m)
Lumens/Watt	82 lm/W	76 lm/W	35 lm/W	33 lm/W	27 lm/W	22 lm/W	10 lm/W	23 lm/W	5 lm/W	29 lm/W
CRI	90+									
Certifications	UL, CE, RoHS									

ACCESSORIES

<p>Coupler</p> <p>Part #: SLS80COUP</p> 	<p>Suspended Mounting Kit (included accessory)</p>  <p>NOTE: The standard length of Suspended Mounting Kit cables is 6 ft 6.74 in. (2 m). Custom lengths are available up to 32 ft 9.7 in. (10 m).</p>	<p>End Caps (included accessory)</p> 	<p>Power Feed Canopy Kit</p> <p>Part #: LLFEEDKITWHTV2 (White) Part #: LLFEEDKITBLKV2 (Black)</p> 
--	--	--	--

DIMENSIONS

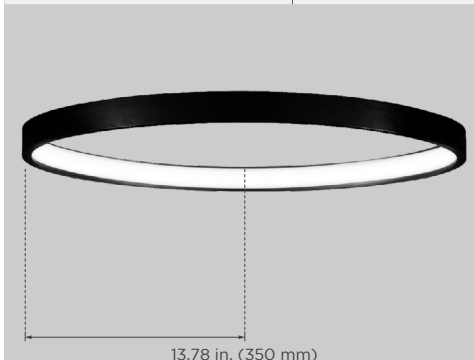
SCROLL80S



Width: 1.18 in. (30 mm)
Height: 3.15 in. (80 mm)
Length: Up to 6 ft 6.7 in. (2 m)

NOTE: 1. Max length for lens is 19 ft 8 in. (6 m)
2. Each section requires its own driver.

Minimum Bending Radius	13.78 in. (350 mm)
-------------------------------	--------------------



WARNING: DO NOT bend fixture past the listed minimum bending radius. Defects caused by over-bending will result in a voided warranty.

Acolyte does not warrant or represent that the information is free from errors or omission. The information may change without notice and Acolyte is not in any way liable for the accuracy of any information printed and stored or in any way interpreted or used.

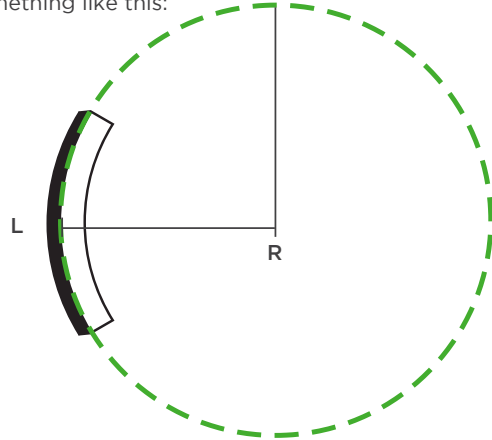
UNDERSTANDING THE MINIMUM BENDING RADIUS (MAXIMUM CURVATURE)

The bending radius of a curve is the radius of the circle that would exist if the curve were extended to form a circle.

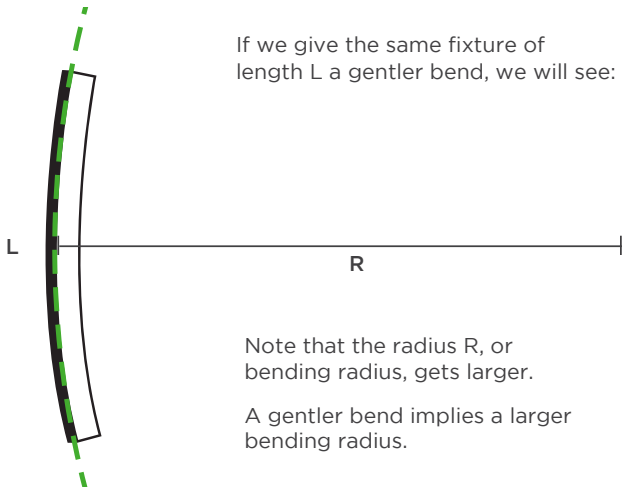
For example, we have a fixture of length L:



Let's bend this fixture.
If we extend this curve to form a circle, we will see something like this:



The radius R of that circle would be our curve's bending radius.

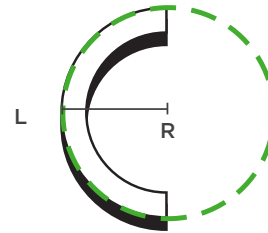


If we give the same fixture of length L a gentler bend, we will see:

Note that the radius R, or bending radius, gets larger.

A gentler bend implies a larger bending radius.

If we give the same fixture of length L a sharper bend, we will see:

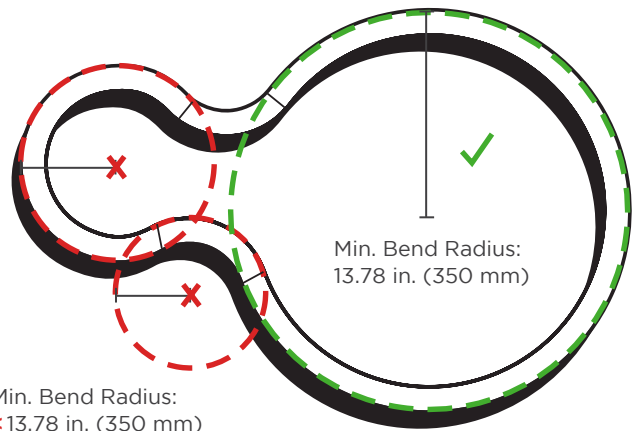


The radius R, or bending radius, gets smaller.
A sharper bend implies a smaller bending radius.

We define a fixture's minimum bending radius because of this relationship; some of our fixtures are limited by the sharpness of the specified bend. A fixture's minimum bending radius defines the sharpest curve it can make without jeopardizing the integrity of the LED performance.

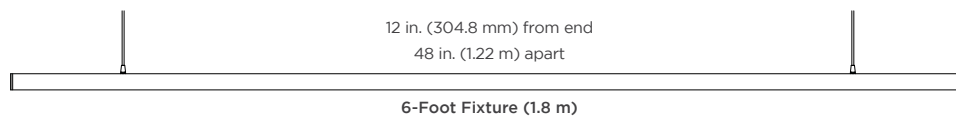
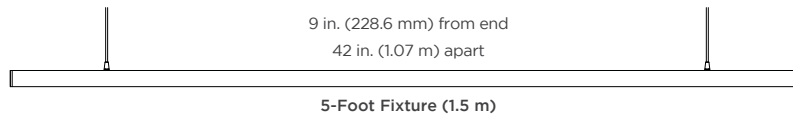
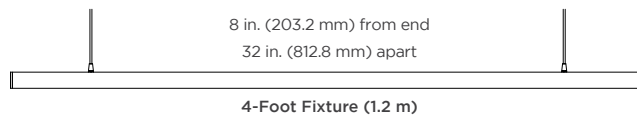
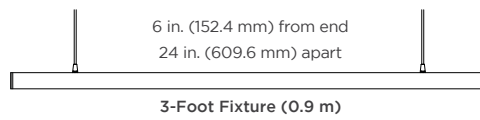
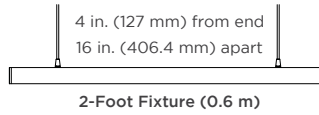
Scroll80S Pendants have a minimum bending radius of 13.78 in. (350 mm)

Minimum Bending Radius = Maximum Curvature



SUGGESTED SUSPENSION WIRE SEPARATED DISTANCES

SUGGESTED SUSPENSION WIRE SEPARATED DISTANCES



NOTE: Each section requires its own driver.

REV.29JAN2025

GLOBAL HQ

320 Murray Hill Pkwy
East Rutherford, NJ 07073
U.S.
T: (+1) 212 629 6830
E: Sales-US@GENLEDBrands.com

EUROPEAN HQ

Hogeweyselaan 119
1382 JK Weesp
Netherlands
T: (+31) 346 235 000
E: SalesEurope@GENLEDBrands.com

MEINA HQ

PO Box 371378, #823, Building 4EA
Dubai Airport Free Zone
Dubai, UAE
T: (+971) 4 701 7901
E: SalesMEINA@genledbrands.com

ASIA-PACIFIC HQ

Room 402, Building D
ShenShi TongChuang Science and Technology Park
No. 16 Hongyin Road
Xingqiang Community, Xiniu Street
Guangming District, Shenzhen, China 518107
Sales: (+86) 139 1836 3905
Office: (+86) 755 8529 0710
E: Sales-Pacific@GENLEDBrands.com