


**8.8 RGBW SERIES 2 RIBBONLYTE**

8.8 RGBW Series 2 RibbonLyte is a color changing ribbon controlled with DMX. Each diode uses four separate chips (red, green, blue and white) to provide flawless color blending. Three CCT choices (2700K, 3000K, or 4000K) deliver varied levels of brightness. Our RGBW Series 2 RibbonLyte offers better pixel density and shorter cut lengths for more custom fixture options than ever before.

- Color changing with DMX controls
- Improved pitch of 36 LEDs per foot
- Increased efficacy and lumen output
- Tighter cut lengths of 2 in. (50 mm)
- Now just 12 mm wide!



**Applications:**

- |               |               |             |
|---------------|---------------|-------------|
| Commercial    | Hospitality   | Residential |
| Entertainment | Museums       | Retail      |
| Healthcare    | Public Spaces |             |



**RoHS IP20**



**⚠ Product is in final stages of development. Specifications are preliminary targets subject to change before product launch.**

**ORDERING GUIDE**

Category	CRI	Ribbon Type & IP Rating	Wattage + Color	
RB	0	RGBWAS220		
RB - Ribbonlyte	0 - Color Changing	RGBWAS220 - RGBW Series 2 IP20	8.8RGB27 - 8.8 RGB + 2700K	8.8RGB40 - 8.8 RGB + 4000K 8.8RGB30 - 8.8 RGB + 3000K

**CONNECTION OPTIONS**

**1. End Feed Bare Wire Connection (Default Option)**



**2. IP67 Connector Input**



**3. Soldered Daisy Chain**



**4. Daisy Chain with IP67 Connectors**



**5. Bare Wire on Both Ends**



**Standard cable length if not specified:**

1. 12 in. cable with bare wire (custom length up to 20 feet)
2. Standard 12 in. cable with IP67 connectors (custom length up to 10 feet)
3. Daisy chain with 3 in. cable between runs (custom length up to 36 in.)
4. 3 in. cable between IP67 connector and RibbonLyte (custom length up to 18 in.)
5. Standard 12 in. cable with bare wire (custom length up to 10 feet)

Note: IP67 connectors are used for both IP20 and IP65/IP68 RibbonLyte

**AVAILABLE COLORS**



RGBW

SPECIFICATIONS / DIAGRAM / USAGE GUIDELINES

8.8 RGBW Series 2 Ribbonlyte	
Operating Voltage	24 V
Power Consumption	8.8 W/ft (28.9 W/m)
Current (mA) - 24V	367 mA/ft (1203 mA/m)
LED Pitch	36 LEDs/ft (120 LEDs/m)
Protection Rating	IP20
Dimming/Control	DMX / Lutron Hi-Lume 1% dimming & Hi-Lume Premier 0.1% L3D0 LED drivers / Lutron VIVE code compliance available
Operating Temperature	-40° F to 104° F (-40° C to 40° C)
Colors/Color Temperatures	RGBW (2700K), RGBW (3000K), RGBW (4000K)
Lumens - RGBW	530 lm/ft (1740 lm/m) All LEDs at 100%
Binning Tolerance	+/- 100K (White)
LED Beam Angle	120°
Lamp Life	50,000 Hours
Cutable Length	1.97 in (50 mm)
Lumens/Watt - RGBW	60 lm/W (All LEDs at 100%)
Constant Voltage	✓
Cable Length	12 in (30.5 cm)
Certifications	UL 2108 Issued: 2016/06/17 Ed: 1 Rev: 2021/10/16 Low Voltage Lighting Systems. CSA C22.2 No. 250.0, General Requirements for Luminaires. ROHS compliant UL 2108.





























































DIMENSIONS	Top View	Side View	Dimensions
IP20	 <p>CUTTABLE EVERY: 1.97 in (50 mm)</p>		<p><b>Width</b> 0.47 in (12 mm)  <b>Max Length</b> 16 ft 4 in (5 m)  <b>Height</b> 0.09 in (2.3 mm)</p>

USAGE GUIDELINES

- When installing this product take into account the surface temperature of the material this product is mounted to. Many building surfaces which are exposed to direct sunlight exceed the 70° C / 158° F maximum that our product is rated for. High risk locations like this should be avoided.
- Please refer to our RibbonLyte Proper Use Guide in our *Application Guide* for more information. Available for download at [www.GENLEDBrands.com/Acolyte](http://www.GENLEDBrands.com/Acolyte).
- Compatible with a wide variety of control products including the entire line of Lutron dimming systems.
- For use with Acolyte drivers, 0-10V dimming modules and interface controllers (DMXINF models).
- Use with non-Acolyte supplied drivers is not supported or warranted.
- Due to the nature of the product, RibbonLyte cuttable lengths are generally longer or shorter than the customer requested length. Unless specified, RibbonLyte is factory cut at the shorter cuttable point.
- We reserve the right to make changes to product lineup, specifications, design and finishes at any time without notice.

Acolyte does not warrant or represent that the information is free from errors or omission. The information may change without notice and Acolyte is not in any way liable for the accuracy of any information printed and stored or in any way interpreted or used.

CHANNEL COMPATIBILITY / CHANNEL OPTIONS

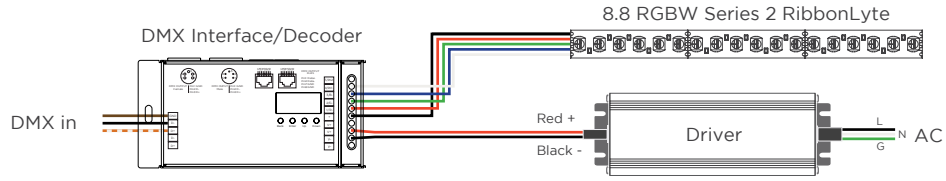
CHANNEL	IP20	SURFACE MOUNTED CHANNELS							
AC1	✓	LENS OPTIONS: C - Clear F - Frosted K - Black M - Milky NP - Narrow Prismatic WP - Wide Prismatic RM - Round Milky SM - Square Milky							
AC2	✓								
AC3	✓	AC1 C, F, M	AC2 C, F, M	AC3 C, F, M	AC4 C, F, M	AC5 C, F, M	AC14 SM	AP1 C, K, M, SM	AS1 C, F, M
AC4	✓								
AC5	✓	AR1 C, F, M	AR2 C, F, M	AR3 C, F, M	AR5 C, F, M	AR8 C, F, M	AR10 C, F, M	AR14 C, F, M	AR16 C, F, M
AC14	✓								
AP1	✓	AS2 C, F, M	AS3 C, F, M	AS6 C, F, M	AS12 RM	AS13 RM, SM	AS14 SM	AS16 C, K, M	AS23 C, K, M, SM
AR1	✓								
AR2	✓	AS28 M, NP, WP	AS30 M, RM, SM	AS53 M, NP, WP	AT4 C, F, M	AT5 C, F, M	AT11 C, F, M	AW12 C, K, M, RM	AW14 C, K, M
AR3	✓								
AR5	✓	AW35 C, F, M	AW38 M, RM, SM	AW38 C, F, M	B1 C, F, M	B2 RM	C22 C, F, M	GL2 C, F, M	ROUND C, F, M
AR8									
AR10		ROUND12 C, K, M	ROUND20 C, K, M	WH35 C, F, M					
AR14	✓	RECESSED CHANNELS							
AR16	✓	LENS OPTIONS: C - Clear F - Frosted K - Black M - Milky NP - Narrow Prismatic WP - Wide Prismatic RM - Round Milky SM - Square Milky							
AR20	✓								
AR23	✓	AR1 C, F, M	AR2 C, F, M	AR3 C, F, M	AR14 SM	AR16 C, K, M	AR20 C, K, M, SM	AR25 M, RM, SM	AR30 M, RM, SM
AR25	✓								
AR30	✓	AR33 M, NP, WP	GL1 C, F, M	SC1 M	SC2 M	SC3 M	SC4 M, RM, SM	SC5 M, RM, SM	SC6 C, K, M, SM
AS1	✓								
AS2	✓	W31 C, F, M							
AS3	✓								
AS6	✓								
AS10									
AS12	✓								
AS13	✓								
AS14	✓								
AS16	✓								
AS20G									
AS23	✓								
AS28	✓								
AS30	✓								
AS53	✓								
AT4	✓								
AT5	✓								
AT11	✓								
AW10									
AW12	✓								
AW14	✓								
AW35	✓								
AW38	✓								
AW40									
B1	✓								
B2	✓								
C22	✓								
GL1	✓								
GL2	✓								
ROUND	✓								
ROUND12	✓								
ROUND20	✓								
SC1	✓								
SC2	✓								
SC3	✓								
SC4	✓								
SC5	✓								
SC6	✓								
SC-CORNER1									
SC-CORNER2									
ST10									
W31	✓								
WH35	✓								

**DISCLAIMER**

When installing this product take into account the surface temperature of the material this product is mounted to. Many building surfaces which are exposed to direct sunlight exceed the 70°C/158°F maximum that our product is rated for. High risk locations like this should be avoided. Our IP68 product is not intended to be submerged in pools and fountains and does not carry UL676 certification to do so.

WIRING DIAGRAMS

DMX



WIRE COLORS PER RIBBONLYTE COLOR

RGBW

- Black (+) Positive
- Red Wire (-) goes to Red Channel
- Green Wire (-) goes to Green Channel
- Blue Wire (-) goes to Blue Channel
- White Wire (-) goes to White Channel

DRAFT