

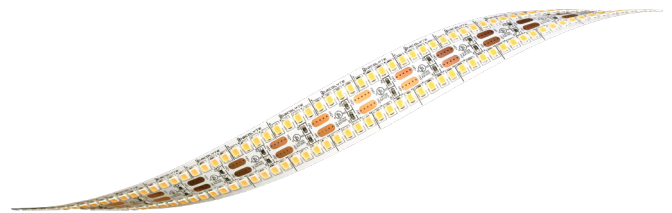
12.0 STATIC WHITE DOUBLE ROW RIBBONLYTE

This LED tape is twice as nice! Static White Double Row RibbonLyte provides powerful 90+ CRI light output for our widest channels. Doubling the number of diodes helps light blend for superior dot-free solutions. Design custom channel fixtures with our aluminum extrusions and any of 9 dimmable Static White CCTs.

- Static White (1800K-6000K)
- 136 LEDs/ft (448 LEDs/m)
- 0.7 in. (17.9 mm) cut lengths
- IP20 for interior use
- Provides premium blending for consistent output

Applications:

- | | | |
|---------------|---------------|-------------|
| Commercial | Hospitality | Residential |
| Entertainment | Museums | Retail |
| Healthcare | Public Spaces | |



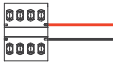
Declare.

ORDERING GUIDE

Category	CRI	Ribbon Type & IP Rating	Wattage & Color	
RB	90	SWDR20		
RB - RibbonLyte	90 - 90+ CRI Static White	SWDR20 - Static White Double Row IP20	12.018 - 12.0 W/ft 1800K	12.030 - 12.0 W/ft 3000K
			12.020 - 12.0 W/ft 2000K	12.035 - 12.0 W/ft 3500K
			12.022 - 12.0 W/ft 2200K	12.040 - 12.0 W/ft 4000K
			12.024 - 12.0 W/ft 2400K	12.060 - 12.0 W/ft 6000K
			12.027 - 12.0 W/ft 2700K	

CONNECTION OPTIONS

1. End Feed Bare Wire Connection (Default Option)



2. IP67 Connector Input



3. Soldered Daisy Chain



4. Daisy Chain with IP67 Connectors




5. Bare Wire on Both Ends



Standard cable length if not specified:


1. 12 in. cable with bare wire (custom length up to 20 feet)
2. Standard 12 in. cable with IP67 connectors (custom length up to 10 feet)
3. Daisy chain with 3 in. cable between runs (custom length up to 36 in.)
4. 3 in. cable between IP67 connector and RibbonLyte (custom length up to 18 in.)
5. Standard 12 in. cable with bare wire (custom length up to 10 feet)

AVAILABLE COLOR TEMPERATURES




SPECIFICATIONS / DIAGRAM / USAGE GUIDELINES

12.0 STATIC WHITE DOUBLE ROW RIBBONLYTE									
Operating Voltage	24 V								
Power Consumption	12.0 W/ft (39.4 W/m)								
Current (mA)	500 mA/ft (1640 mA/m)								
LED Pitch	136 LEDs/ft (448 LEDs/m)								
Protection Rating	IP20								
Dimming/Control	MLV / 0-10 Volt / ELV / DALI								
Operating Temperature	-22 – 140 °F (-30 – 60 °C)								
Colors Temperatures	1800K	2000K	2200K	2400K	2700K	3000K	3500K	4000K	6000K
MacAdam's Ellipses (SDCM)	2-Step Binning								
Lumens	832.5 lm/ft (2731.4 lm/m)	982.9 lm/ft (3225 lm/m)	1073.2 lm/ft (3521.1 lm/m)	1103.3 lm/ft (3619.9 lm/m)	1243.7 lm/ft (4080.6 lm/m)	1344 lm/ft (4409.7 lm/m)	1354 lm/ft (4442.6 lm/m)	1344 lm/ft (4409.7 lm/m)	1303.9 lm/ft (4278 lm/m)
Binning Tolerance	+/- 100K								
LED Beam Angle	120°								
Lifetime (L70 reported)	50,000 hrs								
Cutable Length	0.7 in (17.9 mm)								
CRI - All Color Temp.	90+ CRI								
Lumens/Watt	69 lm/W	82 lm/W	89 lm/W	92 lm/W	104 lm/W	112 lm/W	113 lm/W	112 lm/W	109 lm/W
Constant Voltage	✓								
Certifications	UL 2108 Issued: 2016/06/17 Ed: 1 Rev: 2021/10/16 Low Voltage Lighting Systems. CSA C22.2 No. 250.0, General Requirements for Luminaires. ROHS compliant.								
Warranty	6 years								



OPTIONAL ACCESSORY

1 in. VHB Tape



Provides superior holding power in surface mounted applications
Part Number: VHBTAPE1.OBK

Note: RibbonLyte comes with an adhesive backing, but Acolyte recommends using VHB Tape for extra support in surface mounted applications.

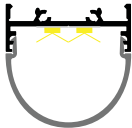
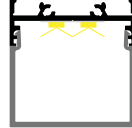
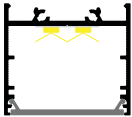
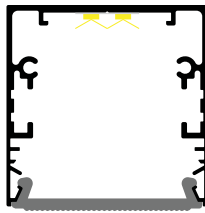
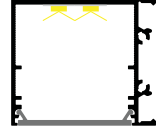
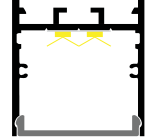
USAGE GUIDELINES



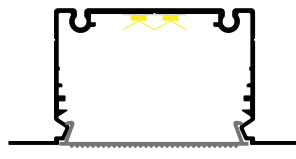
- IP65 and IP68 RibbonLyte cannot be cut in the field. All custom cuts and connections for these models must be performed at the factory to ensure waterproofing standards are met. Any modification of the waterproofing will result in a void warranty.
- When installing this product, consider the surface temperature of the material where it will be mounted. Many building surfaces which are exposed to direct sunlight exceed the 60 °C / 140 °F maximum for which our product is rated. High-risk locations like this should be avoided.
- IP20 RibbonLyte products are for indoor use in dry areas. IP65 RibbonLyte products can be used in indoor dry/damp locations such as bathrooms and kitchens. IP68 RibbonLyte products can be used in wet, outdoor locations around pools and spa tubs, but our products are not intended to be submerged in pools and fountains and do not carry UL676 certification to do so.
- Please refer to the RibbonLyte Proper Usage Guide in our Application Guide for more information. Available for download at AcolyteLED.com.
- This product is compatible with a wide variety of control products including the entire line of Lutron dimming systems.
- For use with Acolyte drivers, 0-10V dimming modules and interface controllers (DMXINF models).
- Use with non-Acolyte supplied drivers is not supported or warrantied.
- Due to the nature of RibbonLyte products, cuttable lengths are generally longer or shorter than the customer requested length. Unless specified, RibbonLyte is factory cut at the shorter cuttable point.
- We reserve the right to make changes to product lineup, specifications, design and finishes at any time without notice.



Acolyte does not warrant or represent that the information is free from errors or omission. The information may change without notice and Acolyte is not in any way liable for the accuracy of any information printed and stored or in any way interpreted or used.

CHANNEL COMPATIBILITY / CHANNEL OPTIONS

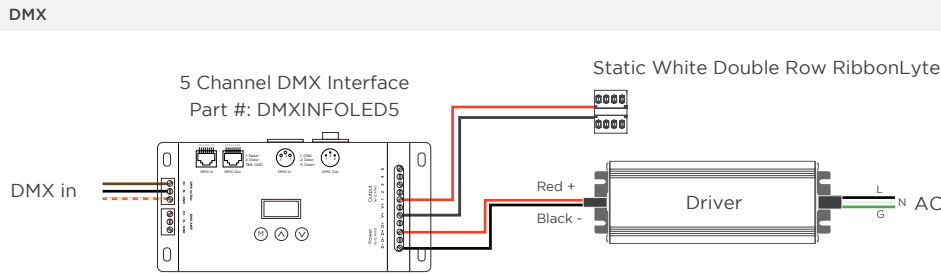
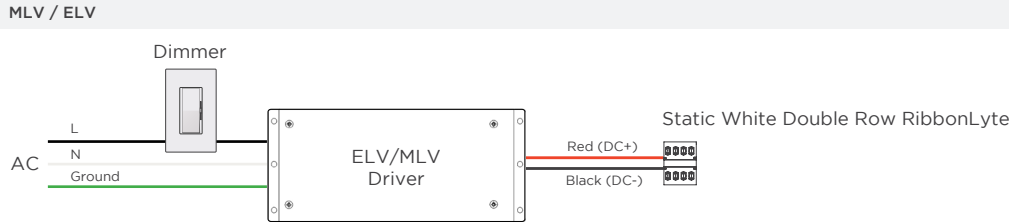
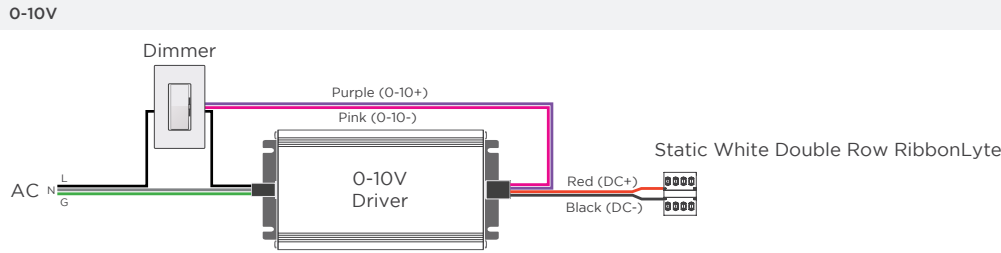
CHANNEL	IP20	SURFACE CHANNELS					
AC1							
AC2							
AC3							
AC4							
AC5							
AR1							
AR3							
AR10							
AR16							
AR20							
AR25	✓						
AR30	✓						
AR33	✓						
AS1							
AS2							
AS3							
AS6							
AS10							
AS13	✓						
AS16							
AS20G							
AS23							
AS30	✓						
AS53	✓						
AT4							
AT5							
AW12							
AW14							
AW38	✓						
B1							
SC3							
SC4	✓						
SC5	✓						
WH35	✓						

		SURFACE CHANNELS					
							
		AS13 / round milky W: 1.31 in. / 33.4 mm H: 1.29 in. / 32.7 mm Inside W: 1.22 in. / 31 mm Inside H: 1 in. / 25.3 mm	AS13 / square milky W: 1.31 in. / 33.4 mm H: 1.37 in. / 34.8 mm Inside W: 1.22 in. / 31 mm Inside H: 1.07 in. / 27.3 mm	AS30 W/H: 1.31 in. / 33.4 mm H: 1.17 in. / 29.6 mm Inside W: 1.17 in. / 29.8 mm Inside H: 0.93 in. / 23.6 mm	AS53 W: 2.09 in. / 53 mm H: 2.09 in. / 53 mm Inside W: 1.32 in. / 33.6 mm Inside H: 2 in. / 51 mm	AW38 W: 1.5 in. / 38 mm H: 1.31 in. / 33.4 mm Inside W: 1.22 in. / 31 mm Inside H: 1.17 in. / 29.8 mm	WH35 W: 1.37 in. / 35 mm H: 1.47 in. / 37.5 mm Inside: 1.23 in. / 31.2 mm

		RECESSED CHANNELS		
				
		AR25 W: 1.75 in. / 44.4 mm H: 0.94 in. / 24 mm Inside W: 1.22 in. / 31 mm Inside H: 0.91 in. / 23 mm	AR30 W: 1.75 in. / 44.4 mm H: 0.55 in. / 14 mm Inside W: 1.22 in. / 31 mm Inside H: 0.51 in. / 13 mm	AR33 W: 3.03 in. / 77 mm H: 1.42 in. / 36 mm Inside W: 1.32 in. / 33.6 mm Inside H: 1.37 in. / 34.8 mm

		MUD-IN CHANNELS	
			
		SC4 Overall W: 2.5 in. / 63.4 mm Visible W: 1.31 in. / 33.4 mm H: 0.63 in. / 15.9 mm Inside W: 1.22 in. / 31 mm Inside H: 0.5 in. / 12.9 mm	SC5 Overall W: 2.5 in. / 63.4 mm Visible W: 1.31 in. / 33.4 mm H: 0.94 in. / 24 mm Inside W: 1.22 in. / 31 mm Inside H: 0.83 in. / 21 mm

WIRING DIAGRAMS



WIRE COLORS PER RIBBONLYTE COLOR

STATIC WHITE DOUBLE ROW RIBBONLYTE
Red Wire (+) Positive
Black Wire (-) Negative

ACTUAL POWER CONSUMPTION

Length (ft)	Length (m)	Actual Power Consumed (W)	Average Wattage (W/ft)	Average Wattage (W/m)	Actual Current Drawn (A)
5	1.52	58.54	11.71	38.40	2.439
10	3.05	113.08	11.31	37.09	4.712
15	4.57	159.69	10.65	34.92	6.654
20	6.10	194.82	9.74	31.95	8.118
25	7.62	216.85	8.67	28.45	9.035
26.25	8.00	220.87	8.41	27.60	9.203

NOTE: Quotes use nominal values. We highly recommend using nominal wattages for all customer calculations. Allow for a 15% buffer (10% driver, 5% fixture) in these calculations as performance may vary. Acolyte is not liable for product performance if these tables are used instead of nominal values when orders are placed.

REV.13JAN2025

GLOBAL HQ

320 Murray Hill Pkwy
East Rutherford, NJ 07073
U.S.
T: (+1) 212 629 6830
E: Sales-US@GENLEDBrands.com

EUROPEAN HQ

Hogeweyselaan 119
1382 JK Weesp
Netherlands
T: (+31) 346 235 000
E: SalesEurope@GENLEDBrands.com

MEINA HQ

PO Box 371378, #823, Building 4EA
Dubai Airport Free Zone
Dubai, UAE
T: (+971) 4 701 7901
E: SalesMEINA@genlebrands.com

ASIA-PACIFIC HQ

Room 402, Building D
Shenshi Tongchuang Science and Technology Park
No. 16 Hongyin Road
Xingqiang Community, Xinhui Street
Guangming District, Shenzhen, China 518107
Sales: (+86) 139 1836 3905
Office: (+86) 755 8529 0710
E: Sales-Pacific@GENLEDBrands.com