

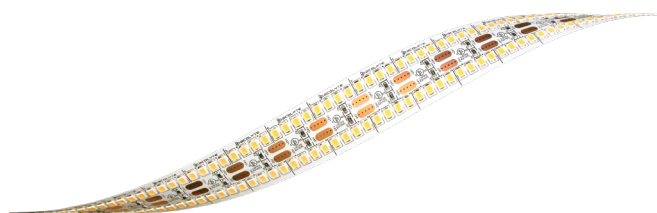
3.0 STATIC WHITE DOUBLE ROW RIBBONLYTE

This LED tape is twice as nice! Static White Double Row RibbonLyte provides powerful 90+ CRI light output for our widest channels. Doubling the number of diodes helps light blend for superior dot-free solutions. Design custom channel fixtures with our aluminum extrusions and any of 9 dimmable Static White CCTs.

- Static White (1800K-6000K)
- 136 LEDs/ft (448 LEDs/m)
- 0.7 in. (17.9 mm) cut lengths
- IP20 for interior use
- Provides premium blending for consistent output
- Closet rated in channel applications

Applications:

- | | | |
|---------------|---------------|-------------|
| Commercial | Hospitality | Residential |
| Entertainment | Museums | Retail |
| Healthcare | Public Spaces | |

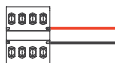


ORDERING GUIDE

Category	CRI	Ribbon Type & IP Rating	Wattage & Color	
RB	90	SWDR20		
RB - RibbonLyte	90 - 90+ CRI Static White	SWDR20 - Static White Double Row IP20	3.018 - 3.0 W/ft 1800K	3.030 - 3.0 W/ft 3000K
			3.020 - 3.0 W/ft 2000K	3.035 - 3.0 W/ft 3500K
			3.022 - 3.0 W/ft 2200K	3.040 - 3.0 W/ft 4000K
			3.024 - 3.0 W/ft 2400K	3.060 - 3.0 W/ft 6000K
			3.027 - 3.0 W/ft 2700K	

CONNECTION OPTIONS

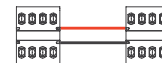
1. End Feed Bare Wire Connection (Default Option)



2. IP67 Connector Input



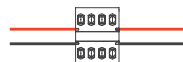
3. Soldered Daisy Chain



4. Daisy Chain with IP67 Connectors




5. Bare Wire on Both Ends



Standard cable length if not specified:


1. 12 in. cable with bare wire (custom length up to 20 feet)
2. Standard 12 in. cable with IP67 connectors (custom length up to 10 feet)
3. Daisy chain with 3 in. cable between runs (custom length up to 36 in.)
4. 3 in. cable between IP67 connector and RibbonLyte (custom length up to 18 in.)
5. Standard 12 in. cable with bare wire (custom length up to 10 feet)

AVAILABLE COLOR TEMPERATURES




SPECIFICATIONS / DIAGRAM / USAGE GUIDELINES

3.0 STATIC WHITE DOUBLE ROW RIBBONLYTE									
Operating Voltage	24 V								
Power Consumption	3.0 W/ft (9.8 W/m)								
Current (mA)	125 mA/ft (410 mA/m)								
LED Pitch	136 LEDs/ft (448 LEDs/m)								
Protection Rating	IP20								
Dimming/Control	MLV /0-10 Volt / ELV / DALI								
Operating Temperature	-22° F to 140° F (-30° C to 60° C)								
Colors Temperatures	1800K	2000K	2200K	2400K	2700K	3000K	3500K	4000K	6000K
MacAdam's Ellipses (SDCM)	2-Step Binning								
Lumens	219.3 lm/ft (719.4 lm/m)	258.9 lm/ft (849.4 lm/m)	282.7 lm/ft (927.4 lm/m)	290.6 lm/ft (953.4 lm/m)	327.6 lm/ft (1074.8 lm/m)	354 lm/ft (1161.5 lm/m)	356.6 lm/ft (1170.1 lm/m)	354 lm/ft (1161.5 lm/m)	343.4 lm/ft (1126.8 lm/m)
Binning Tolerance	+/- 100K								
LED Beam Angle	120°								
Lamp Life	50,000 Hrs								
Cutable Length	0.7 in (17.9 mm)								
CRI - All Color Temp.	90+ CRI								
Lumens/Watt	73 lm/W	86 lm/W	94 lm/W	97 lm/W	109 lm/W	118 lm/W	119 lm/W	118 lm/W	114 lm/W
Constant Voltage	✓								
Certifications	UL 2108 Issued: 2016/06/17 Ed: 1 Rev: 2021/10/16 Low Voltage Lighting Systems. CSA C22.2 No. 250.0, General Requirements for Luminaires. RoHS compliant. All RibbonLyte models 3.0 W/ft (9.8 W/m) and lower when used in any Acolyte Channel profile except Piccolo are tested by UL and confirmed 'Suitable for Installation in the Storage Area of a Clothes Closet' in accordance with NFPA 70 and NEC 410.16 and 411.								
Warranty	6 years								



OPTIONAL ACCESSORY

1 in. VHB Tape



Provides superior holding power in surface mounted applications

Part Number: VHBTAPE1.OBK

Note: RibbonLyte comes with an adhesive backing, but Acolyte recommends using VHB Tape for extra support in surface mounted applications.

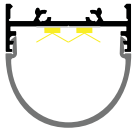
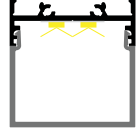
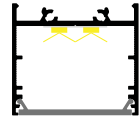

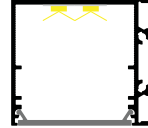

USAGE GUIDELINES



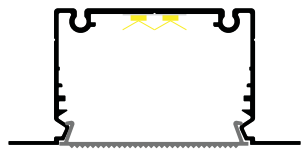
- IP65 and IP68 RibbonLyte cannot be cut in the field. All custom cuts and connections for these models must be performed at the factory to ensure waterproofing standards are met. Any modification of the waterproofing will result in a void warranty.
- When installing this product, consider the surface temperature of the material where it will be mounted. Many building surfaces which are exposed to direct sunlight exceed the 70° C / 158° F maximum for which our product is rated. High-risk locations like this should be avoided.
- IP20 RibbonLyte products are for indoor use in dry areas. IP65 RibbonLyte products can be used in indoor dry/damp locations such as bathrooms and kitchens. IP68 RibbonLyte products can be used in wet, outdoor locations around pools and spa tubs, but our products are not intended to be submerged in pools and fountains and do not carry UL676 certification to do so.
- Please refer to the RibbonLyte Proper Usage Guide in our Application Guide for more information. Available for download at AcolyteLED.com.
- This product is compatible with a wide variety of control products including the entire line of Lutron dimming systems.
- For use with Acolyte drivers, 0-10V dimming modules and interface controllers (DMXINF models).
- Use with non-Acolyte supplied drivers is not supported or warrantied.
- Due to the nature of RibbonLyte products, cuttable lengths are generally longer or shorter than the customer requested length. Unless specified, RibbonLyte is factory cut at the shorter cuttable point.
- We reserve the right to make changes to product lineup, specifications, design and finishes at any time without notice.



Acolyte does not warrant or represent that the information is free from errors or omission. The information may change without notice and Acolyte is not in any way liable for the accuracy of any information printed and stored or in any way interpreted or used.

CHANNEL COMPATIBILITY / CHANNEL OPTIONS

CHANNEL	IP20	SURFACE CHANNELS					
AC1							
AC2							
AC3							
AC4							
AC5							
AR1							
AR3							
AR8							
AR10							
AR16							
AR20							
AR25	✓						
AR30	✓						
AR33	✓						
AS1							
AS2							
AS3							
AS6							
AS10							
AS12							
AS13	✓						
AS16							
AS20G							
AS23							
AS30	✓						
AS53	✓						
AT4							
AT5							
AW12							
AW14							
AW38	✓						
B1							
B2							
ROUND12							
SC3							
SC4	✓						
SC5	✓						
WH35	✓						

		SURFACE CHANNELS					
							
		AS13 / round milky W: 1.31 in. / 33.4 mm H: 1.29 in. / 32.7 mm Inside W: 1.22 in. / 31 mm Inside H: 1 in. / 25.3 mm	AS13 / square milky W: 1.31 in. / 33.4 mm H: 1.37 in. / 34.8 mm Inside W: 1.22 in. / 31 mm Inside H: 1.07 in. / 27.3 mm	AS30 W/H: 1.31 in. / 33.4 mm H: 1.17 in. / 29.6 mm Inside W: 1.17 in. / 29.8 mm Inside H: 0.93 in. / 23.6 mm	AS53 W: 2.09 in. / 53 mm H: 2.09 in. / 53 mm Inside W: 1.32 in. / 33.6 mm Inside H: 2 in. / 51 mm	AW38 W: 1.5 in. / 38 mm H: 1.31 in. / 33.4 mm Inside W: 1.22 in. / 31 mm Inside H: 1.17 in. / 29.8 mm	WH35 W: 1.37 in. / 35 mm H: 1.47 in. / 37.5 mm Inside: 1.23 in. / 31.2 mm

		RECESSED CHANNELS		
				
		AR25 W: 1.75 in. / 44.4 mm H: 0.94 in. / 24 mm Inside W: 1.22 in. / 31 mm Inside H: 0.91 in. / 23 mm	AR30 W: 1.75 in. / 44.4 mm H: 0.55 in. / 14 mm Inside W: 1.22 in. / 31 mm Inside H: 0.51 in. / 13 mm	AR33 W: 3.03 in. / 77 mm H: 1.42 in. / 36 mm Inside W: 1.32 in. / 33.6 mm Inside H: 1.37 in. / 34.8 mm

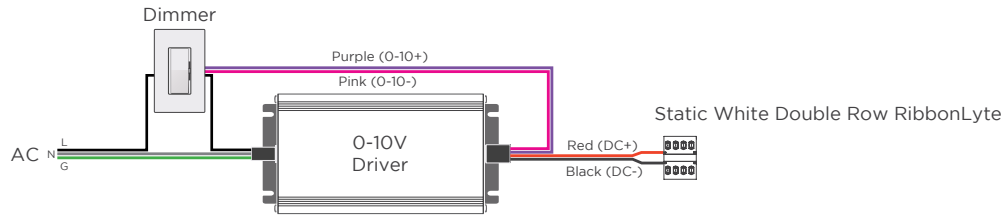
		MUD-IN CHANNELS	
			
		SC4 Overall W: 2.5 in. / 63.4 mm Visible W: 1.31 in. / 33.4 mm H: 0.63 in. / 15.9 mm Inside W: 1.22 in. / 31 mm Inside H: 0.5 in. / 12.9 mm	SC5 Overall W: 2.5 in. / 63.4 mm Visible W: 1.31 in. / 33.4 mm H: 0.94 in. / 24 mm Inside W: 1.22 in. / 31 mm Inside H: 0.83 in. / 21 mm

DISCLAIMER

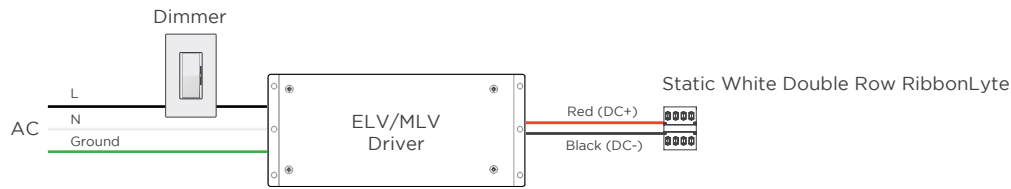
When installing this product take into account the surface temperature of the material this product is mounted to. Many building surfaces which are exposed to direct sunlight exceed the 140 °F (60 °C) maximum that our product is rated for. High risk locations like this should be avoided.

WIRING DIAGRAMS

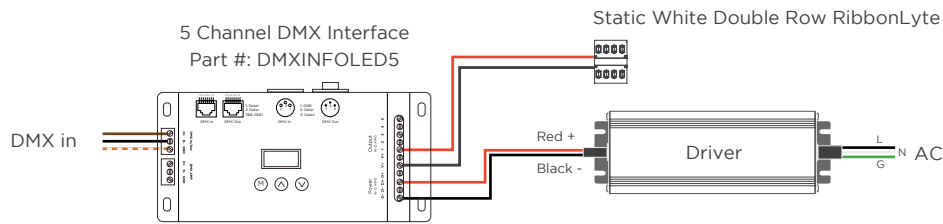
0-10V



MLV / ELV



DMX



WIRE COLORS PER RIBBONLYTE COLOR

STATIC WHITE DOUBLE ROW RIBBONLYTE
Red Wire (+) Positive
Black Wire (-) Negative