

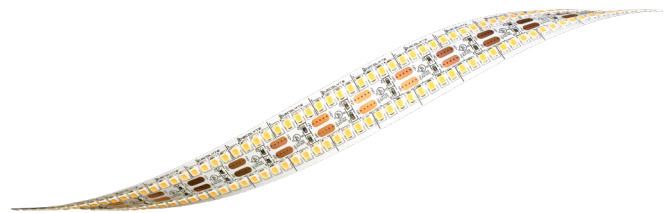
3.0 STATIC WHITE DOUBLE ROW RIBBONLYTE

This LED tape is twice as nice! Static White Double Row RibbonLyte provides powerful 90+ CRI light output for our widest channels. Doubling the number of diodes helps light blend for superior dot-free solutions. Design custom channel fixtures with our aluminum extrusions and any of 9 dimmable Static White CCTs.

- Static White (1800K-6000K)
- 136 LEDs/ft (448 LEDs/m)
- 0.7 in. (17.9 mm) cut lengths
- IP20 for interior use
- Provides premium blending for consistent output
- Closet rated in channel applications

Applications:

Commercial Entertainment Healthcare
 Hospitality Museums Public Spaces
 Residential Retail



RoHS

IP20

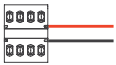


ORDERING GUIDE

Category	CRI	Ribbon Type & IP Rating	Wattage & Color	
RB	90	SWDR20		
RB - RibbonLyte	90 - 90+ CRI Static White	SWDR20 - Static White Double Row IP20	3.018 - 3.0 W/ft 1800K	3.030 - 3.0 W/ft 3000K
			3.020 - 3.0 W/ft 2000K	3.035 - 3.0 W/ft 3500K
			3.022 - 3.0 W/ft 2200K	3.040 - 3.0 W/ft 4000K
			3.024 - 3.0 W/ft 2400K	3.060 - 3.0 W/ft 6000K
			3.027 - 3.0 W/ft 2700K	

CONNECTION OPTIONS

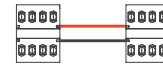
1. End Feed Bare Wire Connection (Default Option)



2. IP67 Connector Input



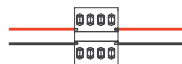
3. Soldered Daisy Chain



4. Daisy Chain with IP67 Connectors




5. Bare Wire on Both Ends



Standard cable length if not specified:


1. 12 in. cable with bare wire (custom length up to 20 feet)
2. Standard 12 in. cable with IP67 connectors (custom length up to 10 feet)
3. Daisy chain with 3 in. cable between runs (custom length up to 36 in.)
4. 3 in. cable between IP67 connector and RibbonLyte (custom length up to 18 in.)
5. Standard 12 in. cable with bare wire (custom length up to 10 feet)

AVAILABLE COLOR TEMPERATURES




SPECIFICATIONS / DIAGRAM / USAGE GUIDELINES

3.0 STATIC WHITE DOUBLE ROW RIBBONLYTE									
Operating Voltage	24 V								
Power Consumption	3.0 W/ft (9.8 W/m)								
Current (mA)	125 mA/ft (410 mA/m)								
LED Pitch	136 LEDs/ft (448 LEDs/m)								
Protection Rating	IP20								
Dimming/Control	MLV /0-10 Volt / ELV / DALI								
Operating Temperature	-22° F to 140° F (-30° C to 60° C)								
Colors Temperatures	1800K	2000K	2200K	2400K	2700K	3000K	3500K	4000K	6000K
MacAdam's Ellipses (SDCM)	2-Step Binning								
Lumens	219.3 lm/ft (719.4 lm/m)	258.9 lm/ft (849.4 lm/m)	282.7 lm/ft (927.4 lm/m)	290.6 lm/ft (953.4 lm/m)	327.6 lm/ft (1074.8 lm/m)	354 lm/ft (1161.5 lm/m)	356.6 lm/ft (1170.1 lm/m)	354 lm/ft (1161.5 lm/m)	343.4 lm/ft (1126.8 lm/m)
Binning Tolerance	+/- 100K								
LED Beam Angle	120°								
Lamp Life	50,000 Hrs								
Cutable Length	0.7 in (17.9 mm)								
CRI - All Color Temp.	90+ CRI								
Lumens/Watt	73 lm/W	86 lm/W	94 lm/W	97 lm/W	109 lm/W	118 lm/W	119 lm/W	118 lm/W	114 lm/W
Constant Voltage	✓								
Certifications	UL 2108 Issued: 2016/06/17 Ed: 1 Rev: 2021/10/16 Low Voltage Lighting Systems. CSA C22.2 No. 250.0, General Requirements for Luminaires. RoHS compliant. All RibbonLyte models 3.0 W/ft (9.8 W/m) and lower when used in any Acolyte Channel profile except Piccolo are tested by UL and confirmed 'Suitable for Installation in the Storage Area of a Clothes Closet' in accordance with NFPA 70 and NEC 410.16 and 411.								
Warranty	6 years								



OPTIONAL ACCESSORY

1 in. VHB Tape



Provides superior holding power in surface mounted applications

Part Number: VHBTAPE1.OBK

Note: RibbonLyte comes with an adhesive backing, but Acolyte recommends using VHB Tape for extra support in surface mounted applications.







USAGE GUIDELINES




- IP65 and IP68 RibbonLyte cannot be cut in the field. All custom cuts and connections for these models must be performed at the factory to ensure waterproofing standards are met. Any modification of the waterproofing will result in a void warranty.
- When installing this product, consider the surface temperature of the material where it will be mounted. Many building surfaces which are exposed to direct sunlight exceed the 70° C / 158° F maximum for which our product is rated. High-risk locations like this should be avoided.
- IP20 RibbonLyte products are for indoor use in dry areas. IP65 RibbonLyte products can be used in indoor dry/damp locations such as bathrooms and kitchens. IP68 RibbonLyte products can be used in wet, outdoor locations around pools and spa tubs, but our products are not intended to be submerged in pools and fountains and do not carry UL676 certification to do so.
- Please refer to the RibbonLyte Proper Usage Guide in our Application Guide for more information. Available for download at AcolyteLED.com.
- This product is compatible with a wide variety of control products including the entire line of Lutron dimming systems.
- For use with Acolyte drivers, 0-10V dimming modules and interface controllers (DMXINF models).
- Use with non-Acolyte supplied drivers is not supported or warrantied.
- Due to the nature of RibbonLyte products, cuttable lengths are generally longer or shorter than the customer requested length. Unless specified, RibbonLyte is factory cut at the shorter cuttable point.
- We reserve the right to make changes to product lineup, specifications, design and finishes at any time without notice.



Acolyte does not warrant or represent that the information is free from errors or omission. The information may change without notice and Acolyte is not in any way liable for the accuracy of any information printed and stored or in any way interpreted or used.

CHANNEL COMPATIBILITY / CHANNEL OPTIONS

CHANNEL	IP20	SURFACE CHANNELS
AC1		
AC2		
AC3		
AC4		
AC5		
AR1		
AR3		
AR10		
AR16		
AR20		
AR25	✓	
AR30	✓	
AR33	✓	
AS1		
AS2		
AS3		
AS6		
AS10		
AS13	✓	
AS16		
AS20G		
AS23		
AS30	✓	
AS53	✓	
AT4		
AT5		
AW12		
AW14		
AW38	✓	
B1		
SC3		
SC4	✓	
SC5	✓	
WH35	✓	

SURFACE CHANNELS	
	
AS13 / round milky W: 1.31 in. / 33.4 mm H: 1.29 in. / 32.7 mm Inside W: 1.22 in. / 31 mm Inside H: 1 in. / 25.3 mm	AS13 / square milky W: 1.31 in. / 33.4 mm H: 1.37 in. / 34.8 mm Inside W: 1.22 in. / 31 mm Inside H: 1.07 in. / 27.3 mm
	
AS30 W/H: 1.31 in. / 33.4 mm H: 1.17 in. / 29.6 mm Inside W: 1.17 in. / 29.8 mm Inside H: 0.93 in. / 23.6 mm	AS53 W: 2.09 in. / 53 mm H: 2.09 in. / 53 mm Inside W: 1.32 in. / 33.6 mm Inside H: 2 in. / 51 mm
	
AW38 W: 1.5 in. / 38 mm H: 1.31 in. / 33.4 mm Inside W: 1.22 in. / 31 mm Inside H: 1.17 in. / 29.8 mm	WH35 W: 1.37 in. / 35 mm H: 1.47 in. / 37.5 mm Inside: 1.23 in. / 31.2 mm

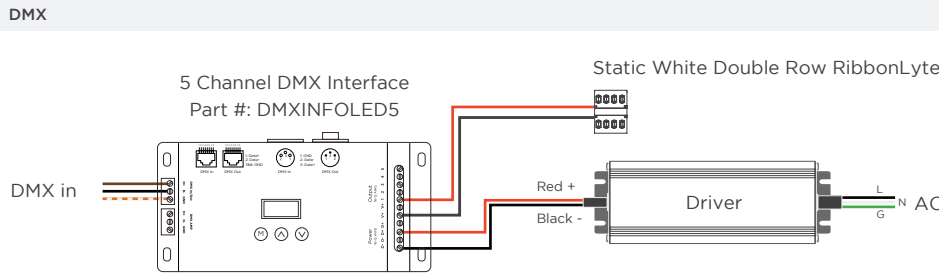
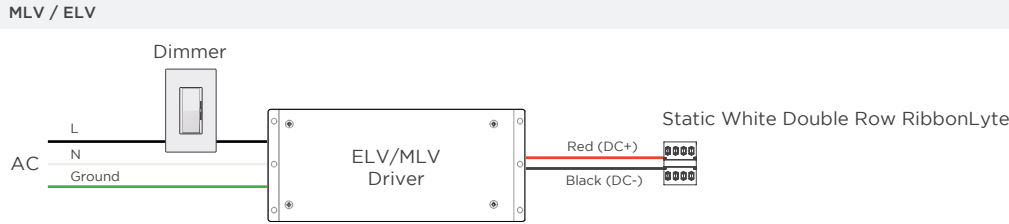
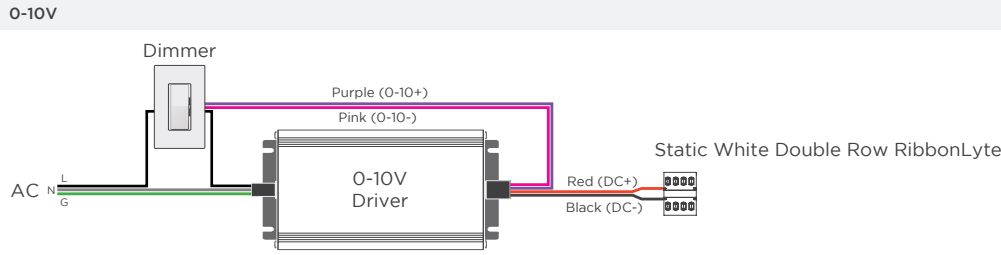
RECESSED CHANNELS		
		
AR25 W: 1.75 in. / 44.4 mm H: 0.94 in. / 24 mm Inside W: 1.22 in. / 31 mm Inside H: 0.91 in. / 23 mm	AR30 W: 1.75 in. / 44.4 mm H: 0.55 in. / 14 mm Inside W: 1.22 in. / 31 mm Inside H: 0.51 in. / 13 mm	AR33 W: 3.03 in. / 77 mm H: 1.42 in. / 36 mm Inside W: 1.32 in. / 33.6 mm Inside H: 1.37 in. / 34.8 mm

MUD-IN CHANNELS	
	
SC4 Overall W: 2.5 in. / 63.4 mm Visible W: 1.31 in. / 33.4 mm H: 0.63 in. / 15.9 mm Inside W: 1.22 in. / 31 mm Inside H: 0.5 in. / 12.9 mm	SC5 Overall W: 2.5 in. / 63.4 mm Visible W: 1.31 in. / 33.4 mm H: 0.94 in. / 24 mm Inside W: 1.22 in. / 31 mm Inside H: 0.83 in. / 21 mm

DISCLAIMER

When installing this product take into account the surface temperature of the material this product is mounted to. Many building surfaces which are exposed to direct sunlight exceed the 140 °F (60 °C) maximum that our product is rated for. High risk locations like this should be avoided.

WIRING DIAGRAMS



WIRE COLORS PER RIBBONLYTE COLOR

STATIC WHITE DOUBLE ROW RIBBONLYTE
Red Wire (+) Positive
Black Wire (-) Negative

ACTUAL POWER CONSUMPTION

Length (ft)	Length (m)	Actual Power Consumed (W)	Average Wattage (W/ft)	Average Wattage (W/m)	Actual Current Drawn (A)
5	1.52	14.78	2.96	9.70	0.616
10	3.05	29.43	2.94	9.65	1.226
15	4.57	43.83	2.92	9.58	1.826
20	6.10	57.69	2.88	9.46	2.404
25	7.62	71.23	2.85	9.35	2.968
30	9.15	84.15	2.81	9.20	3.506
35	10.67	98.73	2.82	9.25	4.114
40	12.20	110.05	2.75	9.02	4.585
45	13.72	120.40	2.68	8.78	5.017
50	15.24	129.70	2.59	8.51	5.404
55	16.77	137.68	2.50	8.21	5.737
60	18.29	144.58	2.41	7.90	6.024
65	19.82	150.17	2.31	7.58	6.257
65.6	20.00	150.70	2.30	7.54	6.279

NOTE: Quotes use nominal values. We highly recommend using nominal wattages for all customer calculations. Allow for a 15% buffer (10% driver, 5% fixture) in these calculations as performance may vary. Acolyte is not liable for product performance if these tables are used instead of nominal values when orders are placed.