

### 3.0 VARIABLE WHITE DOUBLE ROW RIBBONLYTE

This LED tape is twice as nice! Variable White Double Row RibbonLyte provides powerful 90+ CRI light output for our widest channels. Doubling the number of diodes helps light blend for superior dot-free solutions. Design custom channel fixtures with our aluminum extrusions and Variable White Double Row RibbonLyte that lets you tune your light for brightness and CCT!

- Variable White (2000K-6500K)
- 84 LEDs/ft (280 LEDs/m)
- 1.97 in. (50 mm) cut lengths
- IP20 for interior use
- Provides premium blending for consistent color and brightness
- Closet rated (standalone or in surface channels)

#### Applications:

- |               |               |             |
|---------------|---------------|-------------|
| Commercial    | Hospitality   | Residential |
| Entertainment | Museums       | Retail      |
| Healthcare    | Public Spaces |             |



**RoHS IP20**




### ORDERING GUIDE

Category	CRI	Ribbon Type & IP Rating	Wattage + Color
RB	0	VWDR20	3.0VW
RB - Ribbonlyte	0 - Color Changing	VWDR20 - VW Double Row IP20	3.0VW - 3.0 Variable White

### CONNECTION OPTIONS

#### 1. End Feed Bare Wire Connection (Default Option)



#### 2. IP67 Connector Input




#### 3. Soldered Daisy Chain



#### 4. Daisy Chain with IP67 Connectors



#### 5. Bare Wire on Both Ends



#### Standard cable length if not specified:

1. 12 in. cable with bare wire (custom length up to 20 feet)
2. Standard 12 in. cable with IP67 connectors (custom length up to 10 feet)
3. Daisy chain with 3 in. cable between runs (custom length up to 36 in.)
4. 3 in. cable between IP67 connector and RibbonLyte (custom length up to 18 in.)
5. Standard 12 in. cable with bare wire (custom length up to 10 feet)

### AVAILABLE COLOR TEMPERATURES



VW

SPECIFICATIONS / DIAGRAM / USAGE GUIDELINES

3.0 VARIABLE WHITE DOUBLE ROW RIBBONLYTE	
Operating Voltage	24 V
Power Consumption	3.0 W/ft (9.8 W/m)
Current (mA)	125 mA/ft (410 mA/m)
LED Pitch	84 LEDs/ft (280 LEDs/m)
Protection Rating	IP20
Dimming/Control	DMX / 0-10V with Dimming Module
Operating Temperature	-22° F to 140° F (-30° C to 60° C)
Color Temperatures	2000K - 6500K
MacAdam Ellipses (SDCM)	2-Step Binning
Maximum Light Output	261 lm/ft (856 lm/m) all LEDs on
Binning Tolerance	+/- 100K
LED Beam Angle	120°
Lamp Life	43,000 hrs L70 @ 131° F (55° C)
Cutable Length	1.97 in. (50mm)
Lumens/Watt	87 lm/W
Constant Voltage	✓
Cable Length	12 in (30.5 cm)
Certifications	UL 2108 Issued: 2016/06/17 Ed: 1 Rev: 2021/10/16 Low Voltage Lighting Systems. CSA C22.2 No. 250.0, General Requirements for Luminaires. ROHS compliant UL 2108. Suitable for use in closets, compliant with NFPA® 70, NEC® Section 410.16 (A)(3) and 410.16 (C)(5).



OPTIONAL ACCESSORY

 <p>Part Number: VVDIMMODBCC</p>	 <p>Provides superior holding power in surface mounted applications Part Number: VHBTAPE1.OBK</p>
---	--

\* When using this RibbonLyte with the VVDIMMODBCC Dual Dimming Module, for the 0-10V dimmer that controls color temperature NOT to affect the brightness, the output power should not exceed the max power for either (single) of the two color temperatures. When pairing Variable White or Warm Dim RibbonLyte with this module, the RibbonLyte power consumption should never exceed 50% of the max rated power.

**EXAMPLE:** When calculating supported loads with this module and 6.0 Variable White RibbonLyte (6.0 W/ft), you can divide the module's total rated power of 96W by half of the RibbonLyte's wattage per foot to get the total length supported.  $96 / 3 = 32$  ft of RibbonLyte.











\*\* RibbonLyte comes with an adhesive backing, but Acolyte recommends using VHB Tape for extra support in surface mounted applications.

USAGE GUIDELINES

- IP65 and IP68 RibbonLyte cannot be cut in the field. All custom cuts and connections for these models must be performed at the factory to ensure waterproofing standards are met. Any modification of the waterproofing will result in a void warranty.
- When installing this product, consider the surface temperature of the material where it will be mounted. Many building surfaces which are exposed to direct sunlight exceed the 70° C / 158° F maximum for which our product is rated. High-risk locations like this should be avoided.
- IP20 RibbonLyte products are for indoor use in dry areas. IP65 RibbonLyte products can be used in indoor dry/damp locations such as bathrooms and kitchens. IP68 RibbonLyte products can be used in wet, outdoor locations around pools and spa tubs, but our products are not intended to be submerged in pools and fountains and do not carry UL676 certification to do so.
- Please refer to the RibbonLyte Proper Usage Guide in our Application Guide for more information. Available for download at AcolyteLED.com.
- This product is compatible with a wide variety of control products including the entire line of Lutron dimming systems.
- For use with Acolyte drivers, 0-10V dimming modules and interface controllers (DMXINF models).
- Use with non-Acolyte supplied drivers is not supported or warrantied.
- Due to the nature of RibbonLyte products, cuttable lengths are generally longer or shorter than the customer requested length. Unless specified, RibbonLyte is factory cut at the shorter cuttable point.
- We reserve the right to make changes to product lineup, specifications, design and finishes at any time without notice.

Acolyte does not warrant or represent that the information is free from errors or omission. The information may change without notice and Acolyte is not in any way liable for the accuracy of any information printed and stored or in any way interpreted or used.

CHANNEL COMPATIBILITY / CHANNEL OPTIONS

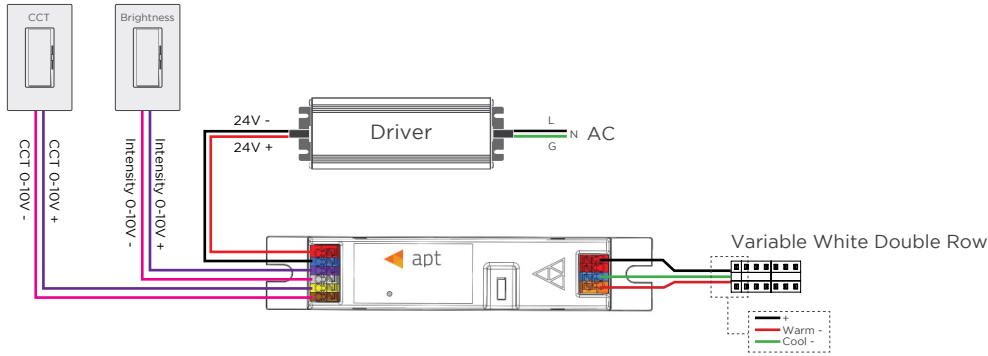
CHANNEL	IP20	SURFACE MOUNTED CHANNELS				
AC1		LENS OPTIONS: C - Clear F - Frosted K - Black M - Milky NP - Narrow Prismatic WP - Wide Prismatic RM - Round Milky SM - Square Milky				
AC2						
AC3		AS13 RM, SM	AS30 C, M, K, RM, SM	AS53 M, NP, WP	AW38 M, RM, SM	WH35 C, F, M
AC4		RECESSED CHANNELS				
AC5		LENS OPTIONS: C - Clear F - Frosted K - Black M - Milky NP - Narrow Prismatic WP - Wide Prismatic RM - Round Milky SM - Square Milky				
AR8						
AR10		AR25 C, M, K, RM, SM	AR30 C, M, K, RM, SM	AR33 M, NP, WP	SC4 M, K, RM, SM	SC5 M, K, RM, SM
AR20						
AR25	✓					
AR30	✓					
AR33	✓					
AS1						
AS2						
AS3						
AS6						
AS10						
AS12						
AS13	✓					
AS20G						
AS23						
AS30	✓					
AS53	✓					
AT4						
AT5						
AW10						
AW12						
AW14						
AW38	✓					
B1						
B2						
ROUND12						
SC3						
SC4	✓					
SC5	✓					
WH35	✓					

**DISCLAIMER**

When installing this product take into account the surface temperature of the material this product is mounted to. Many building surfaces which are exposed to direct sunlight exceed the 140 °F (60 °C) maximum that our product is rated for. High risk locations like this should be avoided.

WIRING DIAGRAMS

2-CHANNEL DIMMING WIRING DIAGRAM



\* 0-100% flicker-free performance not guaranteed when used with non-Acolyte Drivers

WIRE COLORS PER RIBBONLYTE COLOR

- VARIABLE WHITE**  
 Black Wire (+) Positive  
 Red Wire (-) Warm Channel  
 Green Wire (-) Cool Channel

DMX WIRING DIAGRAM - COMPATIBLE WITH ALL MODELS OF VARIABLE WHITE RIBBONLYTE

