

6.0 VARIABLE WHITE DOUBLE ROW RIBBONLYTE

This LED tape is twice as nice! Variable White Double Row RibbonLyte provides powerful light output for our widest channels. Doubling the number of diodes helps light blend for superior dot-free solutions. Design custom channel fixtures with our aluminum extrusions and Variable White Double Row RibbonLyte that lets you tune your light for brightness and CCT!

- Variable White (2000K-6500K)
- 84 LEDs/ft (280 LEDs/m)
- 1.97 in. (50 mm) cut lengths
- IP20 for interior use
- Provides premium blending for consistent color and brightness
- 6.0 W/ft (19.7 W/m)
- All on: 82 lm/W
- All on: 491.4 lm/ft (1611.8 lm/m)

Applications:

- | | | |
|---------------|---------------|-------------|
| Commercial | Hospitality | Residential |
| Entertainment | Museums | Retail |
| Healthcare | Public Spaces | |

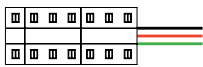


ORDERING GUIDE

| Category | CRI | Ribbon Type & IP Rating | Wattage + Color |
|-----------------|--------------------|-----------------------------|--|
| RB | 0 | VWDR20 | 6.0VW |
| RB - Ribbonlyte | 0 - Color Changing | VWDR20 - VW Double Row IP20 | 6.0VW - 6.0 W/ft (19.7 W/m) Variable White |

CONNECTION OPTIONS

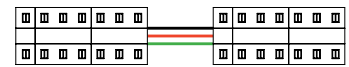
1. End Feed Bare Wire Connection (Default Option)



2. IP67 Connector Input




3. Soldered Daisy Chain



4. Daisy Chain with IP67 Connectors



5. Bare Wire on Both Ends



Standard cable length if not specified:

1. 12 in. cable with bare wire (custom length up to 20 feet)
2. Standard 12 in. cable with IP67 connectors (custom length up to 10 feet)
3. Daisy chain with 3 in. cable between runs (custom length up to 36 in.)
4. 3 in. cable between IP67 connector and RibbonLyte (custom length up to 18 in.)
5. Standard 12 in. cable with bare wire (custom length up to 10 feet)


AVAILABLE COLOR TEMPERATURES



VW

SPECIFICATIONS / DIAGRAM / USAGE GUIDELINES

| 6.0 VARIABLE WHITE DOUBLE ROW RIBBONLYTE | | | |
|--|--|--------------------------|---------------------------|
| Operating Voltage | 24 V | | |
| Color Temperature | 2000K - 6500K | | |
| | Warm White (2000K) | Cool White (6500K) | All On |
| Power Consumption | 3 W/ft (9.84 W/m) | 3 W/ft (9.84 W/m) | 6 W/ft (19.7 W/m) |
| Lumens | 224.3 lm/ft (735.7 lm/m) | 267.2 lm/ft (876.4 lm/m) | 491.4 lm/ft (1611.8 lm/m) |
| Efficacy | 75 lm/W | 89 lm/W | 82 lm/W |
| Current (mA) | 250 mA/ft (820 lm/m) | | |
| LED Pitch | 84 LEDs/ft (280 LEDs/m) | | |
| Protection Rating | IP20 | | |
| Dimming/Control | DMX / 0-10V with Dimming Module | | |
| Operating Temperature | -22 – 140 °F (-30 – 60 °C) | | |
| MacAdam Ellipses (SDCM) | 2-Step Binning | | |
| Binning Tolerance | +/- 100K | | |
| LED Beam Angle | 120° | | |
| Lifetime (L70 reported) | 43,000 hrs @ 131° F (55° C) | | |
| Cutable Length | 1.97 in. (50mm) | | |
| Constant Voltage | ✓ | | |
| Cable Length | 12 in (30.5 cm) | | |
| Certifications | UL 2108 Issued: 2016/06/17 Ed: 1 Rev: 2021/10/16 Low Voltage Lighting Systems. CSA C22.2 No. 250.0, General Requirements for Luminaires. ROHS compliant. CE | | |



OPTIONAL ACCESSORY







| | |
|---|--|
| <p>0-10V Dimmable 90W VW/WD Driver</p>  <p>Part Number: DRVRFWDVW2490120</p> | <p>1 in. VHB Tape**</p>  <p>Provides superior holding power in surface mounted applications Part Number: VHBTAPE1.0BK</p> |
|---|--|




EXAMPLE: When calculating supported loads with this module and 6.0 Variable White RibbonLyte (6.0 W/ft), you can divide the module's total rated power of 96W by half of the RibbonLyte's wattage per foot to get the total length supported. $96 / 3 = 32$ ft of RibbonLyte.



** RibbonLyte comes with an adhesive backing, but Acolyte recommends using VHB Tape for extra support in surface mounted applications.

CHANNEL COMPATIBILITY / CHANNEL OPTIONS

| CHANNEL | IP20 | SURFACE CHANNELS |
|---------|------|------------------|
| AC1 | | |
| AC2 | | |
| AC3 | | |
| AC4 | | |
| AC5 | | |
| AR1 | | |
| AR3 | | |
| AR10 | | |
| AR16 | | |
| AR20 | | |
| AR25 | ✓ | |
| AR30 | ✓ | |
| AR33 | ✓ | |
| AS1 | | |
| AS2 | | |
| AS3 | | |
| AS6 | | |
| AS10 | | |
| AS13 | ✓ | |
| AS16 | | |
| AS20G | | |
| AS23 | | |
| AS30 | ✓ | |
| AS53 | ✓ | |
| AT4 | | |
| AT5 | | |
| AW12 | | |
| AW14 | | |
| AW38 | ✓ | |
| B1 | | |
| SC3 | | |
| SC4 | ✓ | |
| SC5 | ✓ | |
| WH35 | ✓ | |

| SURFACE CHANNELS | |
|--|--|
|  |  |
| AS13 / round milky W: 1.31 in. / 33.4 mm H: 1.29 in. / 32.7 mm Inside W: 1.22 in. / 31 mm Inside H: 1 in. / 25.3 mm | AS13 / square milky W: 1.31 in. / 33.4 mm H: 1.37 in. / 34.8 mm Inside W: 1.22 in. / 31 mm Inside H: 1.07 in. / 27.3 mm |
|  |  |
| AS30 W/H: 1.31 in. / 33.4 mm H: 1.17 in. / 29.6 mm Inside W: 1.17 in. / 29.8 mm Inside H: 0.93 in. / 23.6 mm | AS53 W: 2.09 in. / 53 mm H: 2.09 in. / 53 mm Inside W: 1.32 in. / 33.6 mm Inside H: 2 in. / 51 mm |
|  |  |
| AW38 W: 1.5 in. / 38 mm H: 1.31 in. / 33.4 mm Inside W: 1.22 in. / 31 mm Inside H: 1.17 in. / 29.8 mm | WH35 W: 1.37 in. / 35 mm H: 1.47 in. / 37.5 mm Inside: 1.23 in. / 31.2 mm |

| RECESSED CHANNELS | | |
|---|---|---|
|  |  |  |
| AR25 W: 1.75 in. / 44.4 mm H: 0.94 in. / 24 mm Inside W: 1.22 in. / 31 mm Inside H: 0.91 in. / 23 mm | AR30 W: 1.75 in. / 44.4 mm H: 0.55 in. / 14 mm Inside W: 1.22 in. / 31 mm Inside H: 0.51 in. / 13 mm | AR33 W: 3.03 in. / 77 mm H: 1.42 in. / 36 mm Inside W: 1.32 in. / 33.6 mm Inside H: 1.37 in. / 34.8 mm |

| MUD-IN CHANNELS | |
|---|--|
|  |  |
| SC4 Overall W: 2.5 in. / 63.4 mm Visible W: 1.31 in. / 33.4 mm H: 0.63 in. / 15.9 mm Inside W: 1.22 in. / 31 mm Inside H: 0.5 in. / 12.9 mm | SC5 Overall W: 2.5 in. / 63.4 mm Visible W: 1.31 in. / 33.4 mm H: 0.94 in. / 24 mm Inside W: 1.22 in. / 31 mm Inside H: 0.83 in. / 21 mm |

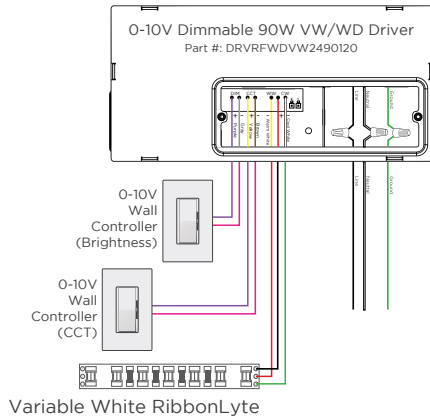
USAGE GUIDELINES

- IP65 and IP68 RibbonLyte cannot be cut in the field. All custom cuts and connections for these models must be performed at the factory to ensure waterproofing standards are met. Any modification of the waterproofing will result in a void warranty.
- When installing this product, consider the surface temperature of the material where it will be mounted. Many building surfaces which are exposed to direct sunlight exceed the 60 °C / 140 °F maximum for which our product is rated. High-risk locations like this should be avoided.
- IP20 RibbonLyte products are for indoor use in dry areas. IP65 RibbonLyte products can be used in indoor dry/damp locations such as bathrooms and kitchens. IP68 RibbonLyte products can be used in wet, outdoor locations around pools and spa tubs, but our products are not intended to be submerged in pools and fountains and do not carry UL676 certification to do so.
- Please refer to the RibbonLyte Proper Usage Guide in our Application Guide for more information. Available for download at AcolyteLED.com.
- This product is compatible with a wide variety of control products including the entire line of Lutron dimming systems.
- For use with Acolyte drivers, 0-10V dimming modules and interface controllers (DMXINF models).
- Use with non-Acolyte supplied drivers is not supported or warrantied.
- Due to the nature of RibbonLyte products, cuttable lengths are generally longer or shorter than the customer requested length. Unless specified, RibbonLyte is factory cut at the shorter cuttable point.
- We reserve the right to make changes to product lineup, specifications, design and finishes at any time without notice.

Acolyte does not warrant or represent that the information is free from errors or omission. The information may change without notice and Acolyte is not in any way liable for the accuracy of any information printed and stored or in any way interpreted or used.

WIRING DIAGRAMS

2-CHANNEL VARIABLE WHITE DIMMING



WIRE COLORS PER RIBBONLYTE COLOR

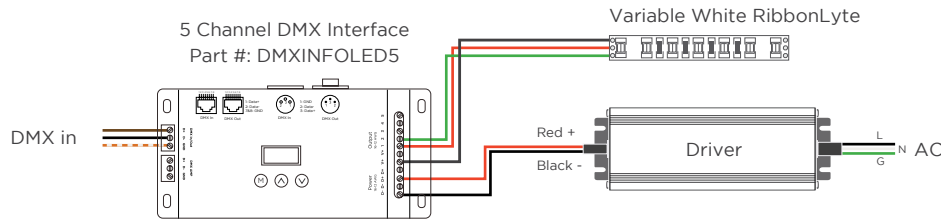
VARIABLE WHITE

Black Wire (+) Positive

Red Wire (-) Warm Channel

Green Wire (-) Cool Channel

DMX WIRING DIAGRAM - COMPATIBLE WITH ALL MODELS OF VARIABLE WHITE RIBBONLYTE



ACTUAL POWER CONSUMPTION

| Length (ft) | Length (m) | Actual Power Consumed (W) | Average Wattage (W/ft) | Average Wattage (W/m) | Actual Current Drawn (A) |
|-------------|------------|---------------------------|------------------------|-----------------------|--------------------------|
| 5 | 1.52 | 29.12 | 5.82 | 19.10 | 1.213 |
| 10 | 3.05 | 57.88 | 5.79 | 18.98 | 2.412 |
| 15 | 4.57 | 85.91 | 5.73 | 18.79 | 3.580 |
| 20 | 6.10 | 112.86 | 5.64 | 18.51 | 4.703 |
| 25 | 7.62 | 138.40 | 5.54 | 18.16 | 5.767 |
| 30 | 9.15 | 162.20 | 5.41 | 17.73 | 6.758 |
| 35 | 10.67 | 188.06 | 5.37 | 17.62 | 7.836 |
| 40 | 12.20 | 207.02 | 5.18 | 16.98 | 8.626 |
| 45 | 13.72 | 223.40 | 4.96 | 16.28 | 9.308 |
| 45.9 | 13.99 | 226.34 | 4.93 | 16.17 | 9.431 |

NOTE: Quotes use nominal values. We highly recommend using nominal wattages for all customer calculations. Allow for a 15% buffer (10% driver, 5% fixture) in these calculations as performance may vary. Acolyte is not liable for product performance if these tables are used instead of nominal values when orders are placed.

REV.13JAN2025

GLOBAL HQ

320 Murray Hill Pkwy
East Rutherford, NJ 07073
U.S.
T: (+1) 212 629 6830
E: Sales-US@GENLEDBrands.com

EUROPEAN HQ

Hogeweyselaan 119
1382 JK Weesp
Netherlands
T: (+31) 346 235 000
E: SalesEurope@GENLEDBrands.com

MEINA HQ

PO Box 371378, #823, Building 4EA
Dubai Airport Free Zone
Dubai, UAE
T: (+971) 4 701 7901
E: SalesMEINA@genlebrands.com

ASIA-PACIFIC HQ

Room 402, Building D
Shenshi Tongchuang Science and Technology Park
No. 16 Hongyin Road
Xingqiang Community, Xinhui Street
Guangming District, Shenzhen, China 518107
Sales: (+86) 139 1836 3905
Office: (+86) 755 8529 0710
E: Sales-Pacific@GENLEDBrands.com