


PICCOLO

Piccolo is a special micro fixture that stands just 0.22 in. (5.66 mm) high and 0.2 in. (5 mm) wide. Piccolo uses a flat milky lens to create fine lines of light in tight spaces such as custom millwork. It is sold in custom sizes ranging from 2.43 in. (61.8 mm) to 6 ft. 6.81 in. (2001.8 mm) long (including the end caps) in 0.2 in. (5 mm) cut lengths. Piccolo features a unique IP20 micro RibbonLyte that provides 90+ CRI in six available CCTs ranging from 2200K to 4000K.

- 2.9 W/ft (9.6 W/m)
- 0.2 in. (5 mm) wide by 0.22 in. (5.66 mm) high
- Mount with Mounting Clips or VHB tape (sold separately)
- Smallest fixture at 2.43 in. (61.8 mm) including end caps
- Sold in 0.2 in. (5 mm) increments up to 6 ft 6.81 in. (2001.8 mm)
- 120° beam angle
- Flat milky lens
- 61 LEDs/ft (200 LEDs/m)
- 90+ CRI
- IP20 rating for indoor use



HOUSING FINISHES




Silver Standard Black* Custom RAL*

* Consult factory. Additional fee and MOQ apply.

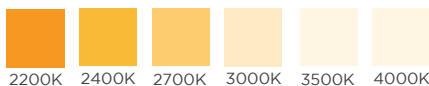
AVAILABLE LENS FINISH



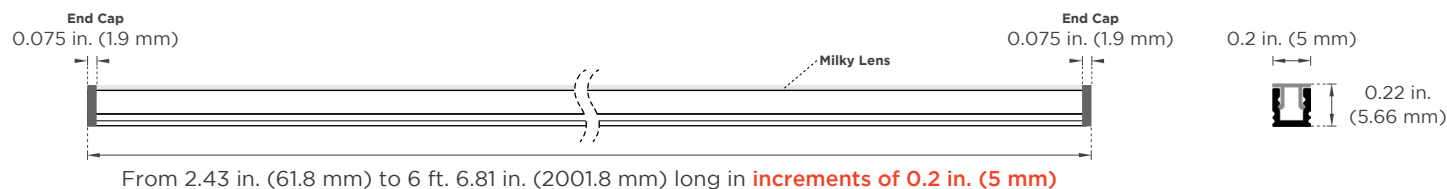
Milky Lens



AVAILABLE COLOR TEMPERATURES



DIMENSIONS



ORDERING GUIDE

| Model | Wattage | Color Temp. | LENS | HOUSING COLOR |
|-----------------------|--------------------------|--|----------------|-------------------------------------|
| PIC | 2.9 | | M | |
| PIC - Piccolo Fixture | 2.9 - 2.9 W/ft (9.6 W/m) | 22 - 2200K 30 - 3000K 24 - 2400K 35 - 3500K 27 - 2700K 40 - 4000K | M - Milky Lens | SV - Silver (default) BK - Black |

ACCESSORIES:

| | |
|---------------------------------------|---|
| Mounting Clip Part Number: PICCLIP | 0.2 in. VHB Tape (16 ft 4.8 in. / 5 m reels) Part Number: VHBTAPE0.2CL |
|---------------------------------------|---|

Consult factory for custom colors. Additional fee and MOQ apply.

NOTE: The Piccolo is sold as a complete custom fixture. Cutting a Piccolo fixture in the field will void the warranty.

SPECIFICATIONS

| | |
|---|--|
| Beam Angle | 120° |
| Lens Type | Milky Lens |
| Length | Smallest fixture at 2.43 in. (61.8 mm) including end caps. Sold in 0.2 in. (5 mm) increments up to 6 ft 6.81 in. (2001.8 mm) |
| Maximum Daisy Chained Fixture Length | 9 ft 10 in. (3 m) |
| Operating Voltage | 24 V |
| Dimming | MLV / 0-10 Volt / ELV / DALI / DMX |
| Operating Temperature | -40 — 158 °F (-40 — 70 °C) |
| Colors | 2200K, 2400K, 2700K, 3000K, 3500K, 4000K |
| CRI | 90+ CRI |
| Power Feed Option | End feed |
| Lifetime (L70 reported) | 50,000 hours |
| MacAdam ellipse (SDCM) | 2-Step Binning (For Static White LEDs only) |
| Certifications | UL Listed UL 2108 Issued: 2004/02/27 Ed: 1 Rev: 2014/02/24 Low Voltage Lighting Systems CSA C22.2#9.0 Issued: 1996/06/01 Ed: 1 (R2011) General Requirements for Luminaries; with Gen. Inst. 1: 1997, Gen Inst. 2: 1998. ROHS compliant, CE |

ACCESSORIES

| | | | | |
|--|---------------------|---------------------------|---|----------------------|
| Mounting Clip (included accessory) Part Number: PICCLIP | | | End Caps (included accessory) | |
| Side View | Top View | Assembled View | Front View | Side View |
| NOTE: Mounting screws are included Screw Type: M2 x 6 mm Phillips Flat Head Type AB Tapping Screw, Zinc-Plated Steel (Use a PH0 screwdriver to ensure safe installation and avoid stripping the screws.) | | | 0.2 in. VHB Tape (sold separately) Provides superior holding power. Available in 16 ft 4.8 in. (5 m) reels. Part Number: VHBTAPE0.2CL | |

RIBBONLYTE SPECIFICATIONS

| Cuttable Length | LED Pitch | Color Temperature | lm/W without Lens | Delivered Lumens with Milky Lens |
|-----------------|-------------------------|-------------------|-------------------|----------------------------------|
| 0.2 in. (5 mm) | 61 LEDs/ft (200 LEDs/m) | 2200K | 115 | 131 lm/ft (430 lm/m) |
| | | 2400K | 124 | 139 m/ft (455 lm/m) |
| | | 2700K | 130 | 146 lm/ft (480 lm/m) |
| | | 3000K | 135 | 152 lm/ft (500 lm/m) |
| | | 3500K | 140 | 157 lm/ft (515 lm/m) |
| | | 4000K | 148 | 166 lm/ft (545 lm/m) |

NOTE: The Piccolo is sold as a complete custom fixture. Cutting a Piccolo fixture in the field will void the warranty.

| | | | |
|-----------------------|-------------------------------|------------------|--|
| 24V DIMENSIONS | Top View | Side View | Dimensions |
| IP20 | CUTTABLE EVERY: 0.2 in (5 mm) | | Width 0.2 in (3 mm) Max Length 6 ft 7 in. (2 m) Height 0.06 in (1.45 mm) |

Acolyte does not warrant or represent that the information is free from errors or omission. The information may change without notice and Acolyte is not in any way liable for the accuracy of any information printed and stored or in any way interpreted or used.

AVAILABLE DRIVERS OPTIONS / WIRE GAUGE CHART

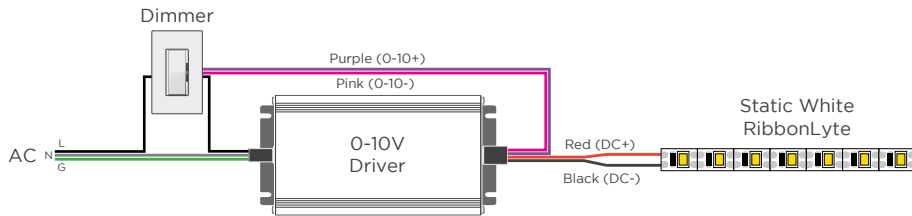
| 0-10V/ELV/MLV 3-IN-1 | ELV | 0-10V VW/WD | COMPACT |
|---|---|--|---|
|  <p>60W, 96W, 288W 0-10V/ELV/MLV 3-in-1 Dimmable Drivers</p> <p>Part No.:</p> <ul style="list-style-type: none"> • DRVW2460TRI010 (60 W) • DRVW2496TRI010 (96 W) • DRVW24288TRI010 (288 W) <p>24 VDC 120-277 VAC IP65, dry/damp/wet locations UL Listed</p> |  <p>60W Dimmable Driver</p> <p>Part No.:</p> <ul style="list-style-type: none"> • DRVW2460ELV <p>24 VDC 100-130 VAC Fits in single-gang switch boxes IP20, dry locations UL Recognized</p> |  <p>0-10V Dimmable 90W VW/WD Driver</p> <p>Part No.:</p> <ul style="list-style-type: none"> • DRVRFWDVW2490120 <p>24 VDC 100-277 VAC IP23, dry/damp locations UL Listed</p> |  <p>60W, 96W Non-Dimming Compact Drivers</p> <p>Part No.:</p> <ul style="list-style-type: none"> • DRV2460C (60 W) • DRV2496C (96 W) <p>24 VDC 120-277 VAC IP20, dry locations UL Class P</p> |
| ATHENA WIRELESS COMPATIBLE | CASAMBI COMPATIBLE DRIVERS | DIMMABLE DALI-2 DRIVERS | DIMMABLE DALI-2 DRIVERS |
|  <p>94W Athena Wireless Compatible Drivers</p> <p>Part No.:</p> <ul style="list-style-type: none"> • DRVW2494ATH1CH (1 channel) • DRVW2494ATH2CH (2 channel) <p>24 VDC 100-277 VAC Dry locations UL Listed</p> |  <p>100W & 200W Casambi Compatible 4 Channel Drivers</p> <p>Part No.:</p> <ul style="list-style-type: none"> • DRVW24100CAS4CH (100 W) • DRVW24200CAS4CH (200 W) <p>24 VDC 100-277 VAC IP66, dry/damp/wet locations UL Listed, CE, RoHS, Bluetooth, CASAMBI</p> |  <p>96W DIMMABLE DALI-2 DT6 D4I & DALI-2 DT8 D4I DRIVERS</p> <p>Part No.:</p> <ul style="list-style-type: none"> • DRVW2496DALI1CH (1 channel) • DRVW2496DALI2CH (2 channel) <p>24-26 VDC 120-277 VAC IP67, dry/damp/wet locations UL Listed</p> |  <p>75W, 150W, 240W DALI-2 Dimmable Drivers</p> <p>Part No.:</p> <ul style="list-style-type: none"> • DRVW2475DALI1CH (75 W, 1 channel) • DRVW24150DALI1CH (150 W, 1 channel) • DRVW24240DALI1CH (240 W, 1 channel) • DRV24150DALI2CH (150 W, 2 channels) • DRV24150DALI4CH (150 W, 4 channels) <p>24 VDC 120-277 VAC IP67, damp/wet locations (1-channel drivers only) IP20, dry location (2-channel & 4-channel drivers only) CE, RoHS, SELV</p> |

DRIVER AND RIBBONLYTE AT FULL LOAD

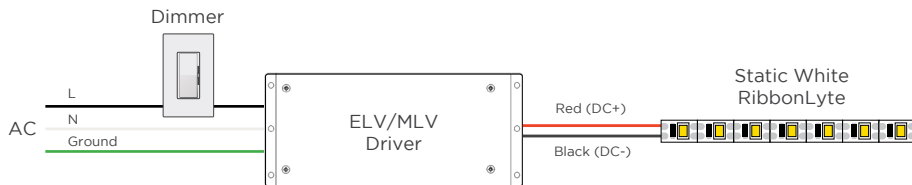
| Wattages Wire Gauge | 30 | | 60 | | 96 | | 150 | | 200 | | 240 | | 300 | | 320 | |
|-------------------------------|------|--------|------|--------|------|--------|------|--------|------|--------|------|--------|------|--------|------|--------|
| | Feet | Meters | Feet | Meters | Feet | Meters | Feet | Meters | Feet | Meters | Feet | Meters | Feet | Meters | Feet | Meters |
| 24 AWG / 0.25 mm ² | 14 | 4.27 | 9 | 2.74 | 5.5 | 1.68 | 3.75 | 1.14 | 2.75 | 0.84 | 2.25 | 0.69 | 1.75 | 0.53 | 1.75 | 0.53 |
| 22 AWG / 0.34 mm ² | 22 | 6.71 | 14 | 4.27 | 9 | 2.74 | 5.75 | 1.75 | 4.5 | 1.37 | 3.5 | 1.07 | 2.75 | 0.84 | 2.75 | 0.84 |
| 20 AWG / 0.5 mm ² | 35 | 10.67 | 23 | 7.01 | 14 | 4.27 | 9 | 2.74 | 7 | 2.13 | 5.75 | 1.75 | 4.5 | 1.37 | 4.25 | 1.30 |
| 18 AWG / 0.75 mm ² | 56 | 17.07 | 37 | 11.28 | 23 | 7.01 | 15 | 4.57 | 11 | 3.35 | 9 | 2.74 | 7.5 | 2.29 | 7 | 2.13 |
| 16 AWG / 1.5 mm ² | 90 | 27.44 | 60 | 18.29 | 37 | 11.28 | 24 | 7.32 | 18 | 5.49 | 15 | 4.57 | 12 | 3.66 | 11 | 3.35 |
| 14 AWG / 2.5 mm ² | 142 | 43.29 | 95 | 28.96 | 59 | 17.99 | 38 | 11.59 | 28 | 8.54 | 23 | 7.01 | 19 | 5.79 | 17 | 5.18 |
| 12 AWG / 4 mm ² | 226 | 68.90 | 151 | 46.04 | 94 | 28.66 | 60 | 18.29 | 45 | 13.72 | 37 | 11.28 | 30 | 9.15 | 28 | 8.54 |
| 10 AWG / 6 mm ² | 360 | 109.76 | 240 | 73.17 | 150 | 45.73 | 96 | 29.27 | 72 | 21.95 | 60 | 18.29 | 48 | 14.63 | 45 | 13.72 |
| 8 AWG / 10 mm ² | 574 | 175.00 | 381 | 116.16 | 239 | 72.87 | 153 | 46.65 | 115 | 35.06 | 95 | 28.96 | 76 | 23.17 | 71 | 21.65 |

WIRING DIAGRAMS

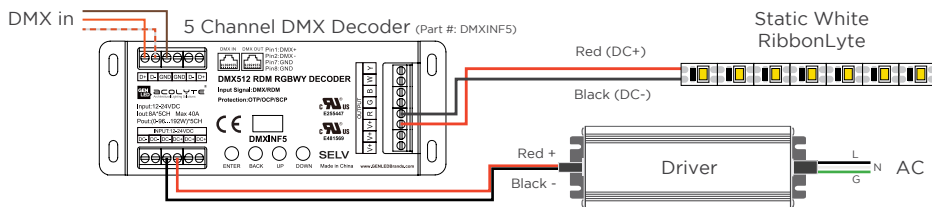
0-10 V



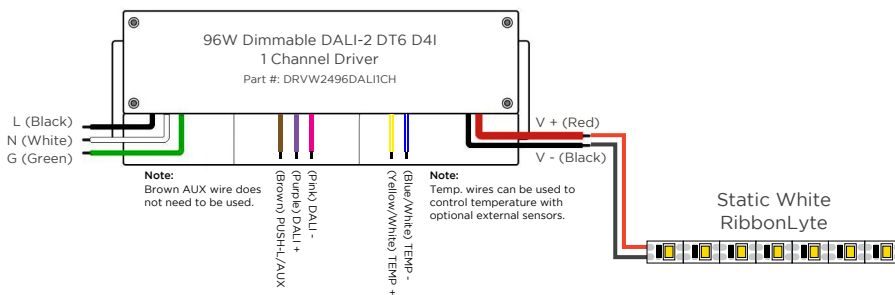
MLV / ELV



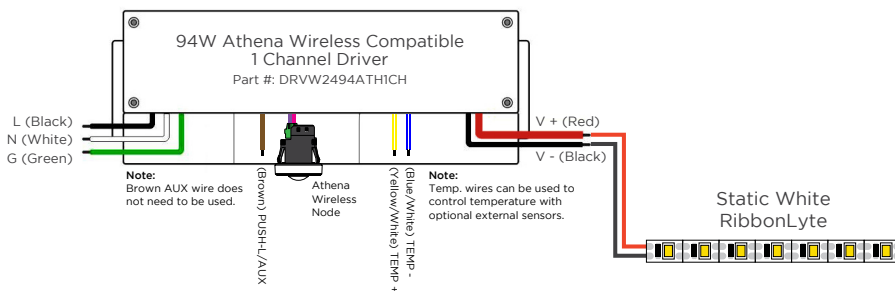
DMX WIRING WITH STATIC WHITE RIBBONLYTE



DALI-2 WIRING WITH STATIC WHITE RIBBONLYTE



STATIC WHITE RIBBONLYTE WIRING WITH ATHENA WIRELESS COMPATIBLE DRIVER



WIRE COLORS PER RIBBONLYTE COLOR

STATIC WHITE
Red Wire (+) Positive
Black Wire (-) Negative

REV.04JUN2026

GLOBAL HQ

320 Murray Hill Pkwy
East Rutherford, NJ 07073
U.S.
T: (+1) 212 629 6830
E: Sales-US@GENLEDBrands.com

EUROPEAN HQ

Hogeweyselaan 119
1382 JK Weesp
Netherlands
T: (+31) 346 235 000
E: SalesEurope@GENLEDBrands.com

MEINA HQ

PO Box 371378, #823, Building 4EA
Dubai Airport Free Zone
Dubai, UAE
T: (+971) 4 701 7901
E: SalesMEINA@genlebrands.com

ASIA-PACIFIC HQ

Room 402, Building D
ShenShi Tongchuang Science and Technology Park
No. 16 Hongyin Road
Xingqiang Community, Xihu Street
Guangming District, Shenzhen, China 518107
T: (+86) 755 8529 0710
E: Sales-Pacific@GENLEDBrands.com