

RGBW ADDRESSABLE RIBBONLYTE

RGBW Addressable RibbonLyte allows you to create completely customized patterns of light that are only limited by the imagination. Each 4-in. pixel can be individually controlled. Pair RGBW Addressable RibbonLyte with simple DMX systems to program moving effects, patterns, chases and more to create an unforgettable light display.


- 6.0 W/ft (19.7 W/m)
- 6 LEDs per pixel (18 LEDs/ft, 60 LEDs/m)
- 3.94 in. (100 mm) cuttable length
- 16 ft, 5.83 in. (5.025 m) max. run length (longer sections can be illuminated with multiple pieces of RibbonLyte with lead wire back to the controller or opto splitter)
- 120 degree beam angle
- Controlled with DMX512
- IP67 rating
- 24V input
- Closet rated (stand-alone or in surface channels)

Applications:

Commercial
Entertainment
Healthcare

Hospitality
Museums
Public Spaces

Residential
Retail



RoHS

IP67

ORDERING GUIDE

Category	CRI	Ribbon Type & IP Rating	Wattage + Color
RB	0	RGBWADD	
RB - RIBBONLYTE	0 - COLOR CHANGING	RGBWADD - RGBW ADDRESSABLE IP67	6.0RGBW30 - 6.0 W/ft RGBW (3000K) 6.0RGBW40 - 6.0 W/ft RGBW (4000K) 6.0RGBW60 - 6.0 W/ft RGBW (6000K)


See wiring diagram on page 4.

Controllers



2 Universe DMX Controller
Part Number: DMXCTRLDR2U

- 1,024 channels
- 20 zones
- 2,000 scenes
- 16 mb internal memory



6 Universe DMX Controller
Part Number: DMXCTRLDR6U

- 3,072 channels
- 20 zones
- 2,000 scenes
- 16 mb internal memory



DMX Opto Splitter
Part Number: DMXOS8

- 8 DMX output terminals for 1 DMX input

AVAILABLE COLORS



RGBW

Acolyte does not warrant or represent that the information is free from errors or omission. The information may change without notice and Acolyte is not in any way liable for the accuracy of any information printed and stored or in any way interpreted or used.

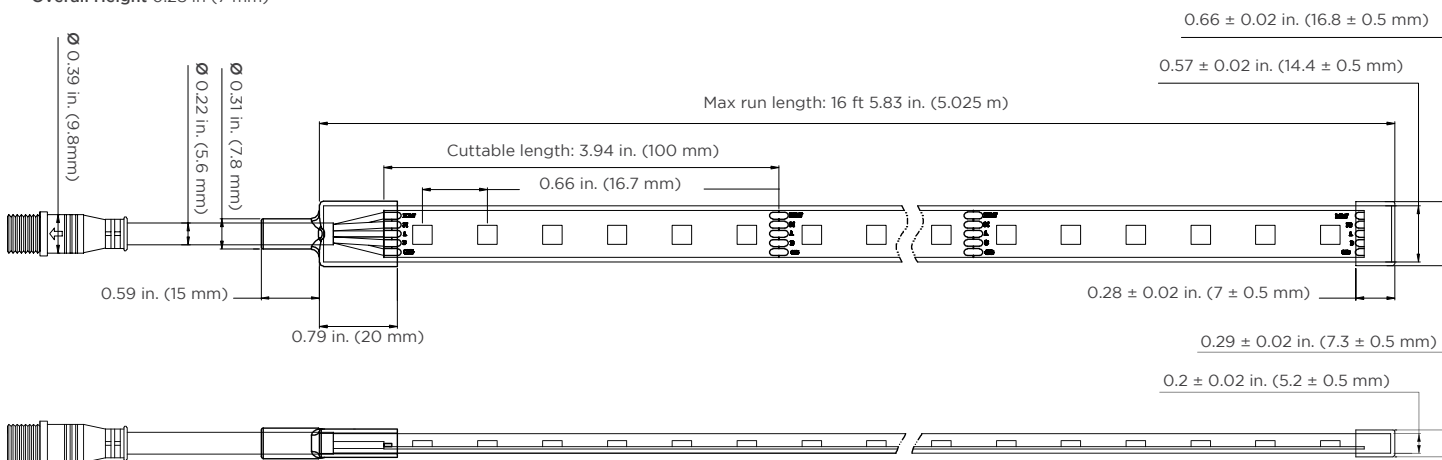
SPECIFICATIONS / DIAGRAM / USAGE GUIDELINES

RGBW ADDRESSABLE RIBBONLYTE					
Operating Voltage	24 V				
Power Consumption	6 W/ft (19.7 W/m)				
Current (mA) - 24V	154 mA/ft (506 mA/m) / 225 mA/ft (738 mA/m)				
LED Pitch	18 LEDs/ft (60 LEDs/m)				
Protection Rating	IP67				
Dimming/Control	DMX				
Ambient Temperature	-4° F to 113° F (-20° C to 45° C)				
Storage Temperature	-40° F to 176° F (-40° C to 80° C)				
Colors	RGBW (RGB+3000K, RGB+4000K, RGB+6000K)				
	Red	Green	Blue	White	All
Lumens	33.5 lm/ft (110 lm/m)	82 lm/ft (269 lm/m)	15.5 lm/ft (50.8 lm/m)	103 lm/ft (337.9 lm/m)	242.1 lm/ft (794.4 lm/m)
Efficacy	17 lm/W	41 lm/W	8 lm/W	52 lm/W	40 lm/W
LED Beam Angle	120°				
Lamp Life	50,000 Hours				
Cuttable Length	3.94 in. (100 mm)				
Constant Voltage	✓				
Max Run Length	16 ft 5.83 in. (5.025 m)				
Cable Length Attached to RibbonLyte	11.81 in. (300 mm)				
Total Multiple Runs on Single DMX Universe	42 ft 8 in. (13 m)				
Certifications	UL 2108 Issued: 2016/06/17 Ed: 1 Rev: 2021/10/16 Low Voltage Lighting Systems. CSA C22.2 No. 250.0, General Requirements for Luminaires. ROHS compliant UL 2108. Suitable for use in closets, compliant with NFPA® 70, NEC® Section 410.16 (A)(3) and 410.16 (C)(5).				

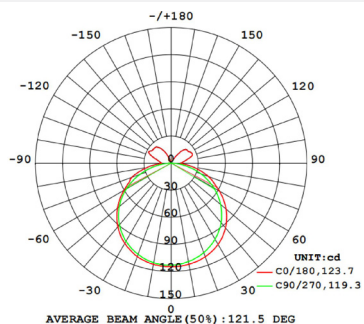
Dimensions

Overall Width: 0.65 in (16.5 mm)
Overall Height 0.28 in (7 mm)

NOTE: RGBW Addressable RibbonLyte comes with VHB adhesive backing.



Luminous Intensity Distribution Diagram



Photometrics

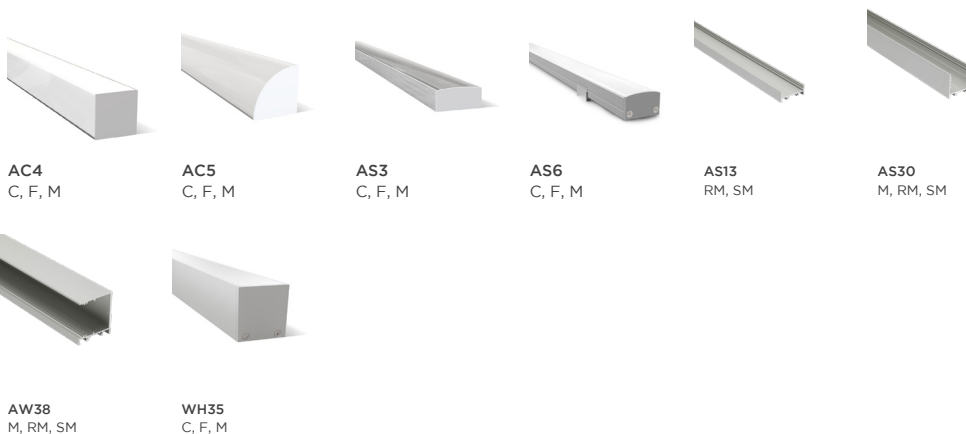
Flux Out: 143.7 lm	CCT=2700K
0.02 m 167902,554247 lx	5.84 cm
0.04 m 41975,138562 lx	11.68 cm
0.06 m 18656,61583 lx	17.52 cm
0.08 m 10494,34640 lx	23.36 cm
0.1 m 6716,22170 lx	29.19 cm
0.12 m 4664,15396 lx	35.03 cm
0.14 m 3427,11311 lx	40.87 cm
0.16 m 2623,8660 lx	46.71 cm
0.18 m 2073,6843 lx	52.55 cm
0.2 m 1679,5542 lx	58.39 cm
Height Avg, Emax	Beam Angle: 118.62°
	Diameter

CHANNEL COMPATIBILITY / CHANNEL OPTIONS

CHANNEL	IP67
AC1	
AC2	
AC3	
AC4	✓
AC5	✓
AR8	
AR10	
AR20	
AR25	✓
AR30	✓
AR33	
AS1	
AS2	
AS3	✓
AS6	✓
AS10	
AS12	
AS13	✓
AS20G	
AS23	
AS30	✓
AS53	
AT4	
AT5	
AW10	
AW12	
AW14	
AW38	✓
B1	
B2	
ROUND12	
SC3	
SC4	✓
SC5	✓
WH35	✓

SURFACE MOUNTED CHANNELS

LENS OPTIONS: C - Clear F - Frosted K - Black M - Milky NP - Narrow Prismatic WP - Wide Prismatic
RM - Round Milky SM - Square Milky



RECESSED CHANNELS

LENS OPTIONS: C - Clear F - Frosted K - Black M - Milky NP - Narrow Prismatic WP - Wide Prismatic
RM - Round Milky SM - Square Milky



USAGE GUIDELINES

- IP67 RibbonLyte cannot be cut in the field. All custom cuts and connections for these models must be performed at the factory to ensure waterproofing standards are met. Any modification of the waterproofing will result in a void warranty.
- When installing this product, consider the surface temperature of the material where it will be mounted. Many building surfaces which are exposed to direct sunlight exceed the 70° C / 158° F maximum for which our product is rated. High-risk locations like this should be avoided.
- IP20 RibbonLyte products are for indoor use in dry areas. IP65 RibbonLyte products can be used in indoor dry/damp locations such as bathrooms and kitchens. IP67 and IP68 RibbonLyte products can be used in wet, outdoor locations around pools and spa tubs, but our products are not intended to be submerged in pools and fountains and do not carry UL676 certification to do so.
- Please refer to the RibbonLyte Proper Usage Guide in our Application Guide for more information. Available for download at AcolyteLED.com.
- This product is compatible with a wide variety of control products including the entire line of Lutron dimming systems.
- For use with Acolyte drivers, 0-10V dimming modules and interface controllers (DMXINF models).
- Use with non-Acolyte supplied drivers is not supported or warrantied.
- Due to the nature of RibbonLyte products, cuttable lengths are generally longer or shorter than the customer requested length. Unless specified, RibbonLyte is factory cut at the shorter cuttable point.
- We reserve the right to make changes to product lineup, specifications, design and finishes at any time without notice.

WIRING DIAGRAMS

One DMX Universe consists of 128 addresses and 512 channels (42 ft, 8 in. of RibbonLyte).

Any single run of RibbonLyte that is less than 16 ft, 4 in. can be wired directly to the controller.

For additional runs, Opto Splitter must be used. Each individual run will need its own Opto Splitter output.

WIRE INDEX

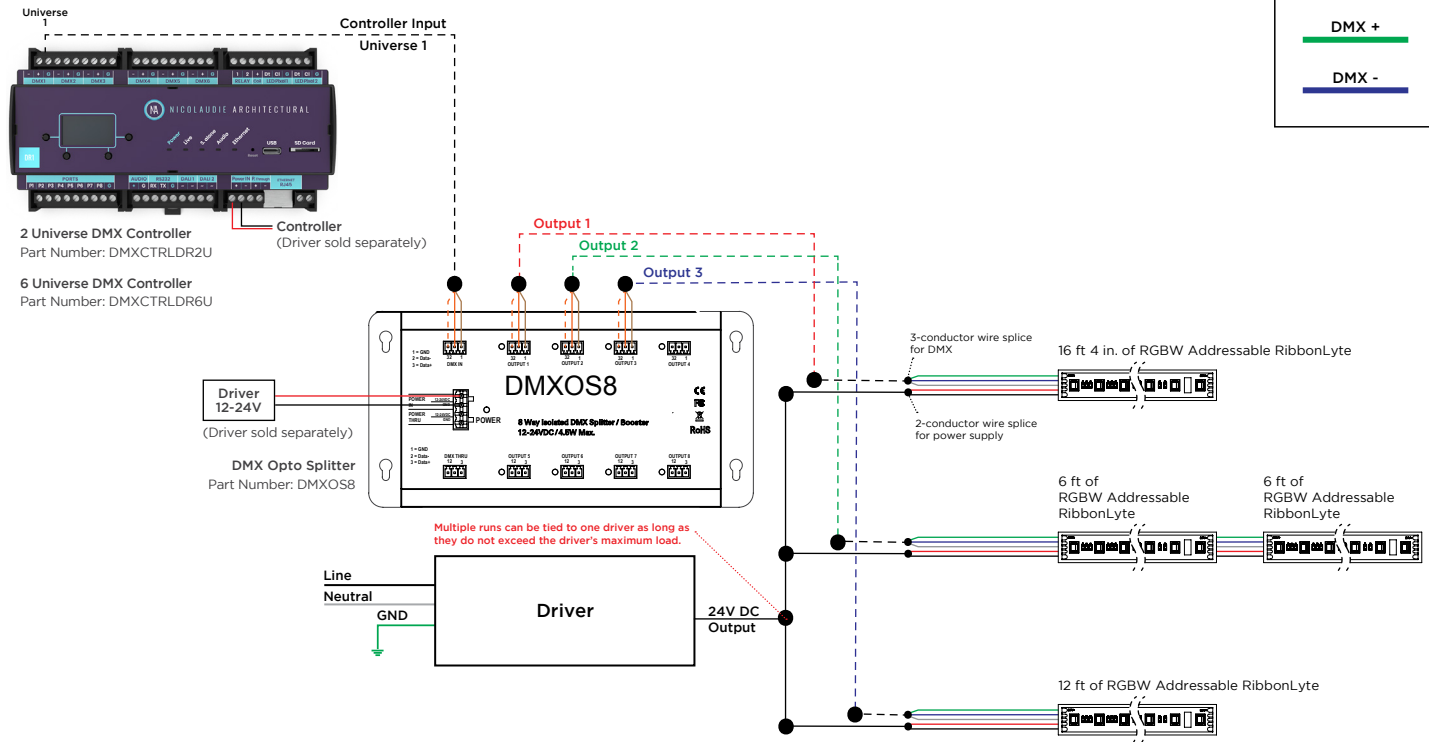
24V Negative

24V Positive

DMX Ground

DMX +

DMX -



MAX LENGTH BETWEEN DRIVER & RIBBONLYTE AT FULL LOAD

Wattages	40		60		96 + 100		150		200		240		300		320	
Wire Gauge	Feet	Meters	Feet	Meters	Feet	Meters	Feet	Meters	Feet	Meters	Feet	Meters	Feet	Meters	Feet	Meters
24 AWG	14	4.27	9	2.74	5.5	1.68	3.75	1.14	2.75	0.84	2.25	0.69	1.75	0.53	1.75	0.53
22 AWG	22	6.71	14	4.27	9	2.74	5.75	1.75	4.5	1.37	3.5	1.07	2.75	0.84	2.75	0.84
20 AWG	35	10.67	23	7.01	14	4.27	9	2.74	7	2.13	5.75	1.75	4.5	1.37	4.25	1.30
18 AWG	56	17.07	37	11.28	23	7.01	15	4.57	11	3.35	9	2.74	7.5	2.29	7	2.13
16 AWG	90	27.44	60	18.29	37	11.28	24	7.32	18	5.49	15	4.57	12	3.66	11	3.35
14 AWG	142	43.29	95	28.96	59	17.99	38	11.59	28	8.54	23	7.01	19	5.79	17	5.18
12 AWG	226	68.90	151	46.04	94	28.66	60	18.29	45	13.72	37	11.28	30	9.15	28	8.54
10 AWG	360	109.76	240	73.17	150	45.73	96	29.27	72	21.95	60	18.29	48	14.63	45	13.72
8 AWG	574	175.00	381	116.16	239	72.87	153	46.65	115	35.06	95	28.96	76	23.17	71	21.65