

### RGBW ADDRESSABLE RIBBONLYTE

RGBW Addressable RibbonLyte allows you to create completely customized patterns of light that are only limited by the imagination. Each 4-in. pixel can be individually controlled. Pair RGBW Addressable RibbonLyte with simple DMX systems to program moving effects, patterns, chases and more to create an unforgettable light display.

- 6.0 W/ft (19.7 W/m)
- All on: Up to 42 lm/W
- All on: 251.22 lm/ft (824 lm/m)
- 6 LEDs per pixel (18 LEDs/ft, 60 LEDs/m)
- 3.94 in. (100 mm) cuttable length
- 16 ft, 5.83 in. (5.025 m) max. run length (longer sections can be illuminated with multiple pieces of RibbonLyte with lead wire back to the controller or opto splitter)
- 120 degree beam angle
- Controlled with DMX512
- IP67 rating
- 24V input



#### Applications:

Commercial	Hospitality	Residential
Entertainment	Museums	Retail
Healthcare	Public Spaces	




#### ORDERING GUIDE

Category	CRI	Ribbon Type & IP Rating	Wattage + Color
RB	0	RGBWADD	
RB - RIBBONLYTE	0 - COLOR CHANGING	RGBWADD - RGBW ADDRESSABLE IP67	<b>6.0RGBW30</b> - 6.0 W/ft (19.7 W/m) RGBW (3000K) <b>6.0RGBW40</b> - 6.0 W/ft (19.7 W/m) RGBW (4000K) <b>6.0RGBW65</b> - 6.0 W/ft (19.7 W/m) RGBW (6500K)

See wiring diagram on page 4.

#### Controllers



**6 Universe DMX Controller**  
Part Number: DMXCTRLDR6U

- 3,072 channels
- 20 zones
- 2,000 scenes
- 16 mb internal memory



**DMX Opto Splitter**  
Part Number: DMXOS8

- 8 DMX output terminals for 1 DMX input

#### AVAILABLE COLORS



SPECIFICATIONS / DIAGRAM / USAGE GUIDELINES

RGBW ADDRESSABLE RIBBONLYTE	
Operating Voltage	24 V
Power Consumption	6 W/ft (19.7 W/m)
Current (mA) - 24 V	250 mA/ft (820 mA/m)
LED Pitch	18 LEDs/ft (60 LEDs/m)
Protection Rating	IP67
Dimming/Control	DMX
Ambient/Storage Temperature	-4 – 113 °F (-20 – 45 °C) / -40 – 158 °F (-40 – 70 °C)
LED Beam Angle	120°
Lifetime (L70 reported)	50,000 hours
Cutable Length	3.94 in. (100 mm)
Constant Voltage	✓
Max Run Length	16 ft 5.83 in. (5.025 m)
Cable Length Attached to RibbonLyte	11.81 in. (300 mm)
Total Multiple Runs on Single DMX Universe	42 ft 8 in. (13 m)
Certifications	UL 2108 Issued: 2016/06/17 Ed: 1 Rev: 2021/10/16 Low Voltage Lighting Systems. CSA C22.2 No. 250.0, General Requirements for Luminaires. ROHS compliant

RGBW (3000K)					
	Red	Green	Blue	White (3000K)	All On
Power Consumption	1.5 W/ft (4.92 W/m)	1.5 W/ft (4.92 W/m)	1.5 W/ft (4.92 W/m)	1.5 W/ft (4.92 W/m)	6 W/ft (19.7 W/m)
Lumen	33.54 lm/ft (110.01 lm/m)	90.24 lm/ft (295.99 lm/m)	21.34 lm/ft (70 lm/m)	97.56 lm/ft (320 lm/m)	234.15 lm/ft (768.01 lm/m)
Efficacy	22 lm/W	60 lm/W	14 lm/W	65 lm/W	39 lm/W

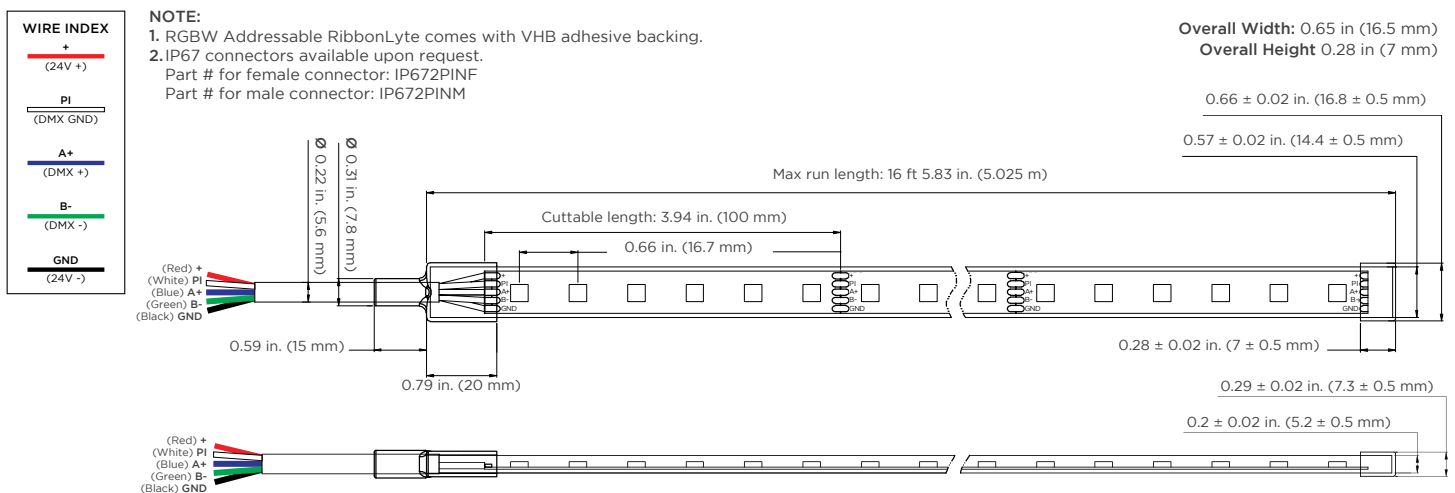
  

RGBW (4000K)					
	Red	Green	Blue	White (4000K)	All On
Power Consumption	1.5 W/ft (4.92 W/m)	1.5 W/ft (4.92 W/m)	1.5 W/ft (4.92 W/m)	1.5 W/ft (4.92 W/m)	6 W/ft (19.7 W/m)
Lumen	33.54 lm/ft (110.01 lm/m)	90.24 lm/ft (295.99 lm/m)	21.34 lm/ft (70 lm/m)	103.66 lm/ft (340 lm/m)	246.34 lm/ft (808 lm/m)
Efficacy	22 lm/W	60 lm/W	14 lm/W	69 lm/W	41 lm/W

RGBW (6500K)					
	Red	Green	Blue	White (6500K)	All On
Power Consumption	1.5 W/ft (4.92 W/m)	1.5 W/ft (4.92 W/m)	1.5 W/ft (4.92 W/m)	1.5 W/ft (4.92 W/m)	6 W/ft (19.7 W/m)
Lumen	33.54 lm/ft (110.01 lm/m)	90.24 lm/ft (295.99 lm/m)	21.34 lm/ft (70 lm/m)	106.71 lm/ft (350 lm/m)	251.22 lm/ft (824 lm/m)
Efficacy	22 lm/W	60 lm/W	14 lm/W	71 lm/W	42 lm/W

Dimensions



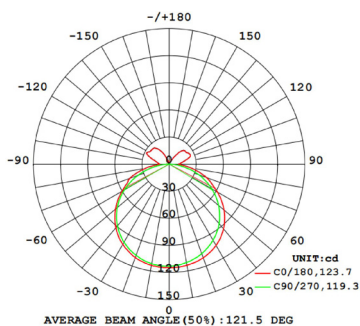
CHANNEL COMPATIBILITY / CHANNEL OPTIONS

CHANNEL	IP67	SURFACE CHANNELS						
AC1								
AC2								
AC3								
AC4	✓							
AC5	✓							
AR1								
AR3	✓							
AS1								
AS2								
AS3	✓							
AS5								
AS6	✓							
AS10								
AS11								
AS13	✓							
AS16								
AS18	✓							
AS20G								
AS23	✓							
AS30	✓							
AS53								
AT4								
AT5								
B1	✓							
SC3	✓							
WH35	✓							

CHANNEL	IP67	CORNER CHANNELS	RECESSED CHANNELS	MUD-IN
AS20G				
AS23	✓			
AS30	✓			
AS53				
AT4				
AT5				
B1	✓			
SC3	✓			
WH35	✓			

Luminous Intensity Distribution Diagram



Photometrics

Flux Out: 143.7 lm	CCT=2700K
0.02 m 167902,554247 lx	5.84 cm
0.04 m 41975,138562 lx	11.68 cm
0.06 m 18656,61583 lx	17.52 cm
0.08 m 10494,34640 lx	23.36 cm
0.1 m 6716,22170 lx	29.19 cm
0.12 m 4664,15396 lx	35.03 cm
0.14 m 3427,11311 lx	40.87 cm
0.16 m 2623,8660 lx	46.71 cm
0.18 m 2073,6843 lx	52.55 cm
0.2 m 1679,5542 lx	58.39 cm

Height Eavg, Emax Beam Angle: 118.62° Diameter

USAGE GUIDELINES

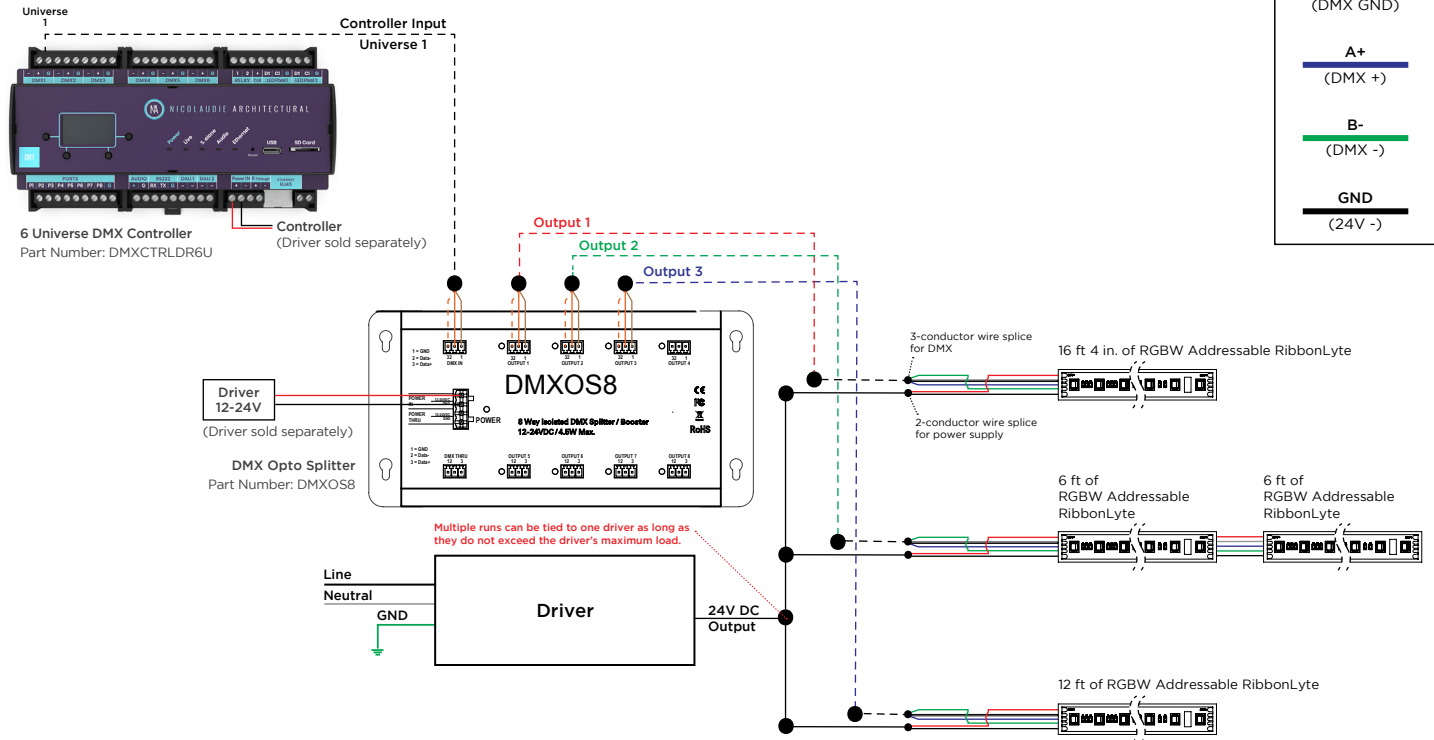
- IP67 RibbonLyte cannot be cut in the field. All custom cuts and connections for these models must be performed at the factory to ensure waterproofing standards are met. Any modification of the waterproofing will result in a void warranty.
- When installing this product, consider the surface temperature of the material where it will be mounted. Many building surfaces which are exposed to direct sunlight exceed the 45 °C / 113 °F maximum for which our product is rated. High-risk locations like this should be avoided.
- IP67 RibbonLyte products can be used in wet, outdoor locations around pools and spa tubs, but our products are not intended to be submerged in pools and fountains and do not carry UL676 certification to do so.
- Please refer to the RibbonLyte Proper Usage Guide in our Application Guide for more information. Available for download at AcolyteLED.com.
- This product is compatible with a wide variety of control products including the entire line of Lutron dimming systems.
- For use with Acolyte drivers, 0-10 V dimming modules and interface controllers (DMXINF models).
- Use with non-Acolyte supplied drivers is not supported or warrantied.
- Due to the nature of RibbonLyte products, cuttable lengths are generally longer or shorter than the customer requested length unless specified, RibbonLyte is factory cut at the shorter cuttable point.

WIRING DIAGRAMS

One DMX Universe consists of 128 addresses and 512 channels (42 ft, 8 in. of RibbonLyte).

Any single run of RibbonLyte that is less than 16 ft, 4 in. can be wired directly to the controller.

For additional runs, Opto Splitter must be used. Each individual run will need its own Opto Splitter output.



MAX LENGTH BETWEEN DRIVER & RIBBONLYTE AT FULL LOAD

Wattages	40		60		96 + 100		150		200		240		300		320	
	Feet	Meters	Feet	Meters	Feet	Meters	Feet	Meters	Feet	Meters	Feet	Meters	Feet	Meters	Feet	Meters
24 AWG / 0.25 mm <sup>2</sup>	14	4.27	9	2.74	5.5	1.68	3.75	1.14	2.75	0.84	2.25	0.69	1.75	0.53	1.75	0.53
22 AWG / 0.34 mm <sup>2</sup>	22	6.71	14	4.27	9	2.74	5.75	1.75	4.5	1.37	3.5	1.07	2.75	0.84	2.75	0.84
20 AWG / 0.5 mm <sup>2</sup>	35	10.67	23	7.01	14	4.27	9	2.74	7	2.13	5.75	1.75	4.5	1.37	4.25	1.30
18 AWG / 0.75 mm <sup>2</sup>	56	17.07	37	11.28	23	7.01	15	4.57	11	3.35	9	2.74	7.5	2.29	7	2.13
16 AWG / 1.5 mm <sup>2</sup>	90	27.44	60	18.29	37	11.28	24	7.32	18	5.49	15	4.57	12	3.66	11	3.35
14 AWG / 2.5 mm <sup>2</sup>	142	43.29	95	28.96	59	17.99	38	11.59	28	8.54	23	7.01	19	5.79	17	5.18
12 AWG / 4 mm <sup>2</sup>	226	68.90	151	46.04	94	28.66	60	18.29	45	13.72	37	11.28	30	9.15	28	8.54
10 AWG / 6 mm <sup>2</sup>	360	109.76	240	73.17	150	45.73	96	29.27	72	21.95	60	18.29	48	14.63	45	13.72
8 AWG / 10 mm <sup>2</sup>	574	175.00	381	116.16	239	72.87	153	46.65	115	35.06	95	28.96	76	23.17	71	21.65

REV.24NOV2025

**GLOBAL HQ**

320 Murray Hill Pkwy  
East Rutherford, NJ 07073  
U.S.  
T: (+1) 212 629 6830  
E: Sales-US@GENLEDBrands.com

**EUROPEAN HQ**

Hogeweyselaan 119  
1382 JK Weesp  
Netherlands  
T: (+31) 346 235 000  
E: SalesEurope@GENLEDBrands.com

**MEINA HQ**

PO Box 371378, #823, Building 4EA  
Dubai Airport Free Zone  
Dubai, UAE  
T: (+971) 4 701 7901  
E: SalesMEINA@genlebrands.com

**ASIA-PACIFIC HQ**

Room 402, Building D  
Shenshi Tongchuang Science and Technology Park  
No. 16 Hongyin Road  
Xingqiang Community, Xinhui Street  
Guangming District, Shenzhen, China 518107  
T: (+86) 755 8529 0710  
E: Sales-Pacific@GENLEDBrands.com