

8.8 RGBA SERIES 2 RIBBONLYTE

8.8 RGBA Series 2 RibbonLyte is a DMX-controlled 4-channel color changing RibbonLyte with four separate chips (red, green, blue and amber), each combined in a single diode to provide flawless color blending. Mixing with amber LEDs helps create warmer pastels. Our Series 2 version offers more LEDs per foot, higher efficiency and output, improved cut lengths and a thinner 8.8 W ribbon than ever before.

- Color changing with DMX controls
- Improved pitch of 36 LEDs per foot
- Increased efficacy and lumen output
- Tighter cut lengths of 2 in. (50 mm)
- 12 mm width – thinner than ever before!



Applications:

- | | | |
|---------------|---------------|-------------|
| Commercial | Hospitality | Residential |
| Entertainment | Museums | Retail |
| Healthcare | Public Spaces | |



ORDERING GUIDE

Category	CRI	Ribbon Type & IP Rating	Wattage + Color
RB	0	RGBAS220	8.8RGBA
RB - Ribbonlyte	0 - Color Changing	RGBAS220 - RGBA Series 2 IP20	8.8RGBA - 8.8 RGB + Amber

CONNECTION OPTIONS

1. End Feed Bare Wire Connection (Default Option)



2. IP67 Connector Input



3. Soldered Daisy Chain



4. Daisy Chain with IP67 Connectors



5. Bare Wire on Both Ends



Standard cable length if not specified:

1. 12 in. cable with bare wire (custom length up to 20 feet)
2. Standard 12 in. cable with IP67 connectors (custom length up to 10 feet)
3. Daisy chain with 3 in. cable between runs (custom length up to 36 in.)
4. 3 in. cable between IP67 connector and RibbonLyte (custom length up to 18 in.)
5. Standard 12 in. cable with bare wire (custom length up to 10 feet)

Note: IP67 connectors are used for both IP20 and IP65/IP68 RibbonLyte

AVAILABLE COLORS





RGBA



SPECIFICATIONS / DIAGRAM / USAGE GUIDELINES

8.8 RGBA Series 2 Ribbonlyte	
Operating Voltage	24 V
Power Consumption	8.8 W/ft (28.9 W/m)
Current (mA) - 24V	367 mA/ft (1203 mA/m)
LED Pitch	36 LEDs/ft (120 LEDs/m)
Protection Rating	IP20
Dimming/Control	DMX
Operating Temperature	-40° F to 104° F (-40° C to 40° C)
Colors/Color Temperatures	RGBA (RGB+Amber)
Lumens - RGBA	335 lm/ft (1100 lm/m) All LEDs at 100%
Binning Tolerance	+/- 100K (White)
LED Beam Angle	120°
Lamp Life	50,000 Hours
Cutable Length	1.97 in (50 mm)
Lumens/Watt - RGBA	38 lm/W (All LEDs at 100%)
Constant Voltage	✓
Cable Length	12 in (30.5 cm)
Certifications	UL 2108 Issued: 2016/06/17 Ed: 1 Rev: 2021/10/16 Low Voltage Lighting Systems. CSA C22.2 No. 250.0, General Requirements for Luminaires. ROHS compliant








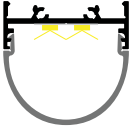
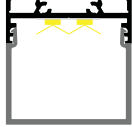

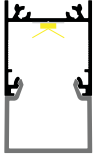

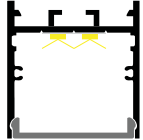


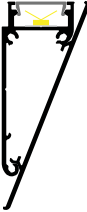
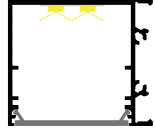













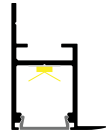



DIMENSIONS	Top View	Side View	Dimensions
IP20	 <p>CUTTABLE EVERY: 1.97 in (50 mm)</p>		<p>Width 0.47 in (12 mm) Max Length 16 ft 4 in (5 m) Height 0.09 in (2.3 mm)</p>

USAGE GUIDELINES

- When installing this product take into account the surface temperature of the material this product is mounted to. Many building surfaces which are exposed to direct sunlight exceed the 70° C / 158° F maximum that our product is rated for. High risk locations like this should be avoided.
- Please refer to our RibbonLyte Proper Use Guide in our *Application Guide* for more information. Available for download at www.GENLEDBrands.com/Acolyte.
- Compatible with a wide variety of control products including the entire line of Lutron dimming systems.
- For use with Acolyte drivers, 0-10V dimming modules and interface controllers (DMXINF models).
- Use with non-Acolyte supplied drivers is not supported or warranted.
- Due to the nature of the product, RibbonLyte cuttable lengths are generally longer or shorter than the customer requested length. Unless specified, RibbonLyte is factory cut at the shorter cuttable point.
- We reserve the right to make changes to product lineup, specifications, design and finishes at any time without notice.

Acolyte does not warrant or represent that the information is free from errors or omission. The information may change without notice and Acolyte is not in any way liable for the accuracy of any information printed and stored or in any way interpreted or used.

CHANNEL COMPATIBILITY / CHANNEL OPTIONS

CHANNEL	IP20	SURFACE CHANNELS						
AC1	✓							
AC2	✓							
AC3	✓							
AC4	✓							
AC5	✓							
AR1	✓							
AR3	✓							
AR8								
AR10								
AR16	✓							
AR20	✓							
AR25	✓							
AR30	✓							
AR33								
AS1	✓							
AS2	✓							
AS3	✓							
AS6	✓							
AS12	✓							
AS16	✓							
ROUND12	✓							
AS1	✓	W: 0.68 in. / 17.2 mm H: 0.34 in. / 8.7 mm Inside: 0.57 in. / 14.6 mm	W: 0.7 in. / 17.8 mm H: 0.6 in. / 15.2 mm Inside: 0.49 in. / 12.5 mm	W: 0.93 in. / 23.6 mm H: 0.42 in. / 10.7 mm Inside: 0.81 in. / 20.6 mm	W: 0.89 in. / 22.5 mm H: 0.62 in. / 15.7 mm Inside: 0.71 in. / 18 mm	W: 0.76 in. / 19.2 mm H: 0.8 in. / 20.3 mm Inside H: 0.47 in. / 12 mm Inside W: 0.63 in. / 16 mm	W: 0.74 in. / 18.8 mm H: 0.73 in. / 18.6 mm Inside W: 0.65 in. / 16.4 mm Inside H: 0.63 in. / 16 mm	W: 0.79 in. / 20 mm H: 0.67 in. / 17 mm Inside W: 0.41 in. / 10.4 mm Inside H: 0.39 in. / 10 mm
AS13 / round milky	✓							
AS2	✓	W: 1.31 in. / 33.4 mm H: 1.29 in. / 32.7 mm Inside W: 1.22 in. / 31 mm Inside H: 1 in. / 25.3 mm	W: 1.31 in. / 33.4 mm H: 1.37 in. / 34.8 mm Inside W: 1.22 in. / 31 mm Inside H: 1.07 in. / 27.3 mm	W: 0.91 in. / 23 mm H: 0.99 in. / 25.1 mm Inside W: 0.83 in. / 21 mm Inside H: 0.72 in. / 18.2 mm	W: 0.91 in. / 23 mm H: 1.59 in. / 40.5 mm Inside W: 0.83 in. / 21 mm Inside H: 1.32 in. / 33.4 mm	W/H: 1.31 in. / 33.4 mm H: 1.17 in. / 29.6 mm Inside W: 1.17 in. / 29.8 mm Inside H: 0.93 in. / 23.6 mm	W: 1.37 in. / 35 mm H: 1.47 in. / 37.5 mm Inside: 1.23 in. / 31.2 mm	
AS3	✓							
AS6	✓							
AS10	✓							
AS12	✓							
AS13	✓							
AS16	✓							
AS20G								
AS23	✓							
AS30	✓							
AS53	✓							
AT4	✓							
AT5	✓	W: 0.77 in. / 19.6 mm H: 0.74 in. / 18.8 mm Inside W: 0.66 in. / 16.8 mm	W: 0.77 in. / 19.6 mm H: 0.74 in. / 18.8 mm Inside W: 0.66 in. / 16.8 mm	W: 0.91 in. / 23 mm H: 2.17 in. / 55 mm Inside W: 0.56 in. / 14.2 mm Inside H: 0.22 in. / 5.5 mm	W: 1.5 in. / 38 mm H: 1.31 in. / 33.4 mm Inside W: 1.22 in. / 31 mm Inside H: 1.17 in. / 29.8 mm	W: 0.77 in. / 19.6 mm H: 0.26 in. / 6.5 mm Inside W: 0.69 in. / 17.6 mm	W: 0.79 in. / 20 mm H: 0.24 in. / 12.1 mm Inside W: 0.46 in. / 11.6 mm Inside H: 0.17 in. / 4.3 mm	
AW12	✓							
AW14	✓							
AW38	✓							
B1	✓							
B2	✓							
ROUND12	✓							
SC3	✓							
SC4	✓							
SC5	✓							
WH35	✓							
		CORNER CHANNELS						
AC1	✓							
AC2	✓	W: 0.63 in. / 16 mm H: 0.63 in. / 16 mm Inside W: 0.48 in. / 12.2 mm	W: 0.63 in. / 16 mm H: 0.63 in. / 16 mm Inside W: 0.48 in. / 12.2 mm	W: 0.74 in. / 18.8 mm H: 0.74 in. / 18.8 mm Inside W: 0.48 in. / 12.2 mm	W: 1.17 in. / 29.72 mm H: 1.17 in. / 29.72 mm Inside W: 0.8 in. / 20.32 mm	W: 1.11 in. / 28.19 mm H: 1.11 in. / 28.19 mm Inside W: 0.8 in. / 20.32 mm		
AC3	✓							
AC4	✓							
AC5	✓							
		RECESSED CHANNELS						
AR1	✓							
AR3	✓	W: 0.9 in. / 22.9 mm H: 0.31 in. / 7.87 mm Inside W: 0.49 in. / 12.5 mm	W: 1.2 in. / 30.5 mm H: 0.39 in. / 9.9 mm Inside W: 0.81 in. / 20.6 mm	W: 1.1 in. / 28 mm H: 0.75 in. / 18.6 mm Inside W: 0.65 in. / 16.4 mm Inside H: 0.64 in. / 16.2 mm	W: 1.18 in. / 30 mm H: 0.8 in. / 20.4 mm Inside W/H: 0.83 in. / 21 mm Inside H: 0.73 in. / 18.5 mm	W: 1.75 in. / 44.4 mm H: 0.94 in. / 24 mm Inside W: 1.22 in. / 31 mm Inside H: 0.91 in. / 23 mm	W: 1.75 in. / 44.4 mm H: 0.55 in. / 14 mm Inside W: 1.22 in. / 31 mm Inside H: 0.51 in. / 13 mm	W: 0.98 in. / 24.9 mm H: 1.31 in. / 33.4 mm Inside W: 0.59 in. / 14.8 mm Inside H: 0.63 in. / 16 mm
AR16	✓							
AR20	✓							
AR25	✓							
AR30	✓							
AW14	✓							
		MUD-IN CHANNELS						
SC3	✓							
SC4	✓	Overall W: 2.62 in. / 66.6 mm Visible W: 0.88 in. / 22.35 mm H: 0.55 in. / 14 mm Inside W: 0.69 in. / 17.5 mm	Overall W: 2.5 in. / 63.4 mm Visible W: 1.31 in. / 33.4 mm H: 0.63 in. / 15.9 mm Inside W: 1.22 in. / 31 mm Inside H: 0.5 in. / 12.9 mm	Overall W: 2.5 in. / 63.4 mm Visible W: 1.31 in. / 33.4 mm H: 0.94 in. / 24 mm Inside W: 1.22 in. / 31 mm Inside H: 0.83 in. / 21 mm				
SC5	✓							

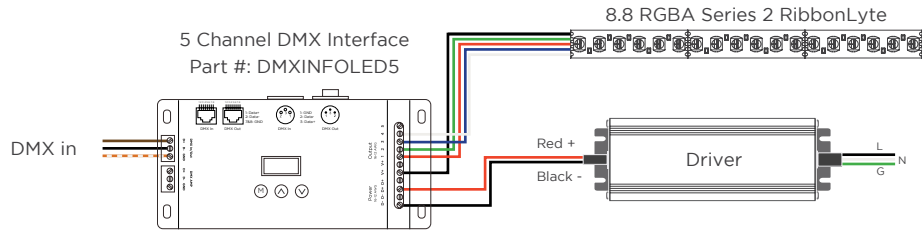
DISCLAIMER

When installing this product take into account the surface temperature of the material this product is mounted to. Many building surfaces which are exposed to direct sunlight exceed the 70°C/158°F maximum that our product is rated for. High risk locations like this should be avoided.

Our IP68 product is not intended to be submerged in pools and fountains and does not carry UL676 certification to do so.

WIRING DIAGRAMS

DMX



WIRE COLORS PER
RIBBONLYTE COLOR

- RGBA**
 Black (+) Positive
 Green Wire (-) goes to Green Channel
 Red Wire (-) goes to Red Channel
 Blue Wire (-) goes to Blue Channel
 White Wire (-) goes to Amber Channel