


### 8.8 RGBA SERIES 2 RIBBONLYTE

8.8 RGBA Series 2 RibbonLyte is a DMX-controlled 4-channel color changing RibbonLyte with four separate chips (red, green, blue and amber), each combined in a single diode to provide flawless color blending. Mixing with amber LEDs helps create warmer pastels. Our Series 2 version offers more LEDs per foot, higher efficiency and output, improved cut lengths and a thinner 8.8 W ribbon than ever before.



- Color changing with DMX controls
- Improved pitch of 36 LEDs per foot
- Increased efficacy and lumen output
- Tighter cut lengths of 2 in. (50 mm)
- 12 mm width – thinner than ever before!
- 8.8 W/ft (28.9 W/m)
- All on: 39 lm/W
- All on: 343.84 lm/ft (1127.8 lm/m)



### ORDERING GUIDE

Category	CRI	Ribbon Type & IP Rating	Wattage + Color
RB	0	RGBAS220	8.8RGBA
RB - Ribbonlyte	0 - Color Changing	RGBAS220 - RGBA Series 2 IP20	8.8RGBA - 8.8 W/ft (28.9 W/m) RGB+Amber

### CONNECTION OPTIONS

1. End Feed Bare Wire Connection (Default Option)



2. IP67 Connector Input



3. Soldered Daisy Chain



4. Daisy Chain with IP67 Connectors



5. Bare Wire on Both Ends



#### Standard cable length if not specified:

1. 12 in. cable with bare wire (custom length up to 20 feet)
2. Standard 12 in. cable with IP67 connectors (custom length up to 10 feet)
3. Daisy chain with 3 in. cable between runs (custom length up to 36 in.)
4. 3 in. cable between IP67 connector and RibbonLyte (custom length up to 18 in.)
5. Standard 12 in. cable with bare wire (custom length up to 10 feet)

Note: IP67 connectors are used for both IP20 and IP65/IP68 RibbonLyte

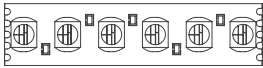

### AVAILABLE COLORS



RGBA

SPECIFICATIONS / DIAGRAM / USAGE GUIDELINES

8.8 RGBA Series 2 Ribbonlyte					
Operating Voltage	24 V				
Colors	RGBA (RGB+Amber)				
	Red	Green	Blue	Amber	All On
Power Consumption	2.2 W/ft (7.22 W/m)	2.2 W/ft (7.22 W/m)	2.2 W/ft (7.22 W/m)	2.2 W/ft (7.22 W/m)	8.8 W/ft (28.9 W/m)
Lumens	79.45 lm/ft (260.6 lm/m)	205.67 lm/ft (674.6 lm/m)	50.37 lm/ft (165.21 lm/m)	68.72 lm/ft (225.4 lm/m)	343.84 lm/ft (1127.8 lm/m)
Efficacy	36 lm/W	93 lm/W	23 lm/W	31 lm/W	39 lm/W
Current (mA) - 24V	367 mA/ft (1203 mA/m)				
LED Pitch	36 LEDs/ft (120 LEDs/m)				
Protection Rating	IP20				
Dimming/Control	DMX				
Operating Temperature	-40 – 104 °F (-40 – 40 °C)				
Binning Tolerance	+/- 100K (White)				
LED Beam Angle	120°				
Lifetime (L70 reported)	50,000 hours				
Cutable Length	1.97 in (50 mm)				
Constant Voltage	✓				
Cable Length	12 in (30.5 cm)				
Certifications	UL 2108 Issued: 2016/06/17 Ed: 1 Rev: 2021/10/16 Low Voltage Lighting Systems. CSA C22.2 No. 250.0, General Requirements for Luminaires. ROHS compliant				

DIMENSIONS	Top View	Side View	Dimensions
IP20	 CUTTABLE EVERY: 1.97 in (50 mm)		<b>Width</b> 0.47 in (12 mm) <b>Max Length</b> 16 ft 4 in (5 m) <b>Height</b> 0.09 in (2.3 mm)

OPTIONAL ACCESSORY

0.5 in. VHB Tape	Flat Mounting Clip
 <p>Provides superior holding power in surface mounted applications Part Number: VHBTAPE0.5BK</p>	 <p>For mounting IP20 RibbonLyte Part Number: RBMNTSIL</p>














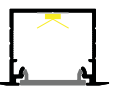


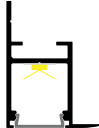



Note: RibbonLyte comes with an adhesive backing, but Acolyte recommends using VHB Tape for extra support in surface mounted applications.

USAGE GUIDELINES

- When installing this product, consider the surface temperature of the material where it will be mounted. Many building surfaces which are exposed to direct sunlight exceed the 40 °C / 104 °F maximum for which our product is rated. High-risk locations like this should be avoided.
- IP20 RibbonLyte products are for indoor use in dry areas only. IP20 products are not intended to be submerged in pools and fountains and do not carry UL676 certification to do so.
- Please refer to the RibbonLyte Proper Usage Guide in our Application Guide for more information. Available for download at AcolyteLED.com.
- This product is compatible with a wide variety of control products including the entire line of Lutron dimming systems.
- For use with Acolyte drivers, 0-10V dimming modules and interface controllers (DMXINF models).
- Use with non-Acolyte supplied drivers is not supported or warrantied.
- Due to the nature of RibbonLyte products, cuttable lengths are generally longer or shorter than the customer requested length. Unless specified, RibbonLyte is factory cut at the shorter cuttable point.
- We reserve the right to make changes to product lineup, specifications, design and finishes at any time without notice.

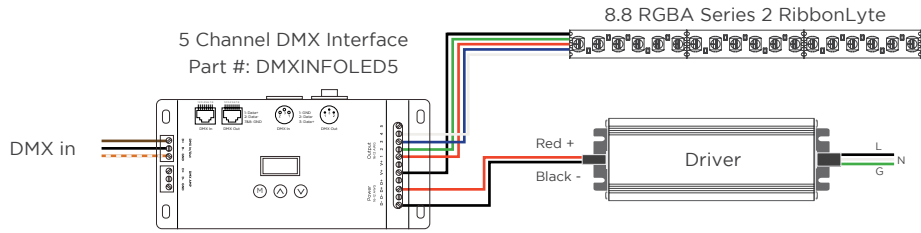
Acolyte does not warrant or represent that the information is free from errors or omission. The information may change without notice and Acolyte is not in any way liable for the accuracy of any information printed and stored or in any way interpreted or used.

CHANNEL COMPATIBILITY / CHANNEL OPTIONS

CHANNEL	IP20	SURFACE CHANNELS						
AC1	✓							
AC2	✓							
AC3	✓							
AC4	✓							
AC5	✓							
AR1	✓							
AR3	✓							
AR10								
AR16	✓							
AR20	✓							
AR25	✓							
AR30	✓							
AR33								
AS1	✓							
AS2	✓							
AS3	✓							
AS6	✓							
AS10								
AS13	✓							
AS16	✓							
AS20G								
AS23	✓							
AS30	✓							
AS53								
AT4	✓							
AT5	✓							
AW12	✓							
AW14	✓							
AW38	✓							
B1	✓							
SC3	✓							
SC4	✓							
SC5	✓							
WH35	✓							
		CORNER CHANNELS						
AC1	✓							
AC2	✓							
AC3	✓							
AC4	✓							
AC5	✓							
		RECESSED CHANNELS						
AR1	✓							
AR3	✓							
AR16	✓							
AR20	✓							
AR25	✓							
AR30	✓							
AW14	✓							
		MUD-IN CHANNELS						
SC3	✓							
SC4	✓							
SC5	✓							

WIRING DIAGRAMS

DMX



WIRE COLORS PER RIBBONLYTE COLOR

- RGBA**  
 Black (+) Positive  
 Green Wire (-) goes to Green Channel  
 Red Wire (-) goes to Red Channel  
 Blue Wire (-) goes to Blue Channel  
 White Wire (-) goes to Amber Channel

ACTUAL POWER CONSUMPTION

Length (ft)	Length (m)	Actual Power Consumed (W)	Average Wattage (W/ft)	Average Wattage (W/m)	Actual Current Drawn (A)
5	1.52	36.41	7.28	23.88	1.517
10	3.05	70.22	7.02	23.03	2.926
15	4.57	98.69	6.58	21.58	4.112
16.3	4.97	106.62	6.54	21.45	4.443

**NOTE:** Quotes use nominal values. We highly recommend using nominal wattages for all customer calculations. Allow for a 15% buffer (10% driver, 5% fixture) in these calculations as performance may vary. Acolyte is not liable for product performance if these tables are used instead of nominal values when orders are placed.

REV.13JAN2025

**GLOBAL HQ**

320 Murray Hill Pkwy  
 East Rutherford, NJ 07073  
 U.S.  
 T: (+1) 212 629 6830  
 E: Sales-US@GENLEDBrands.com

**EUROPEAN HQ**

Hogeweyselaan 119  
 1382 JK Weesp  
 Netherlands  
 T: (+31) 346 235 000  
 E: SalesEurope@GENLEDBrands.com

**MEINA HQ**

PO Box 371378, #823, Building 4EA  
 Dubai Airport Free Zone  
 Dubai, UAE  
 T: (+971) 4 701 7901  
 E: SalesMEINA@genlebrands.com

**ASIA-PACIFIC HQ**

Room 402, Building D  
 Shenshi Tongchuang Science and Technology Park  
 No. 16 Hongyin Road  
 Xingqiang Community, Xiniu Street  
 Guangming District, Shenzhen, China 518107  
 Sales: (+86) 139 1836 3905  
 Office: (+86) 755 8529 0710  
 E: Sales-Pacific@GENLEDBrands.com