



0-10V DIMMABLE 90W VW/WD DRIVER

The 0-10V Dimmable 90W VW/WD Driver provides smooth, flicker-free dimming down to 0.1% before darkness, softly tuning CCTs to ensure a quality lighting experience. Compatible with any standard 0-10V dimming system, this UL Listed 24V Class 2 driver is an all-in-one driver/module solution for Variable White and Warm Dim lighting (and Static White dimming too) that eliminates the need for extra components. It uses an integrated junction box with separate input and output wiring compartments.

- 0-10V Constant Voltage driver
- Compatible with 0-10V dimming systems
- Use for Variable White, Warm Dim or Static White
- No minimum load requirement
- Driver can be loaded to maximum wattage
- Meets CEC Title 24 Section JA8 flicker requirements
- Superior flicker-free dimming to 0.1%
- UL Listed Class 2 driver
- Integrated junction box
- Wiring compartments with knockouts for safety



SPECIFICATIONS

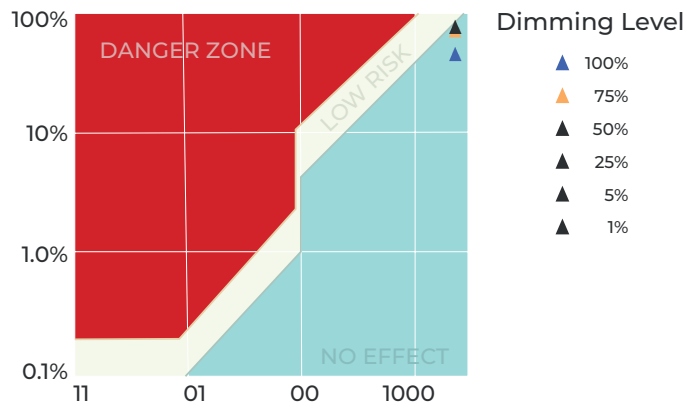
Driver Type	Constant Voltage	Ambient Operating Temperature	-86 to 104°F (-30 to 40°C)
Wattage	90 W	Over Current Protection	CC Mode
Output Voltage	24V DC	Short Circuit Protection	Yes
Input Voltage	100-277V AC	Over Temperature Protection	90°C Max - Auto Recovery
Voltage Ripple & Noise (Max.)	300 mV (Vp-p)	UL Standards	UL 8750 + UL 1310
Input Frequency	60 Hz	Environmental Rating	Dry and damp location
Power Factor	> 0.96	Dimensions (L x W x H)	8.4 x 4.1 x 1.5 in. (213 x 104 x 38 mm)
Efficiency @ Full Load	89%		
Rated Output Current	3.75 A		

DIMMING PERFORMANCE

Dimming Protocol	0-10V
Control Channels	2
Dimming Range	0.1-100%
Dim to Off	Yes
Dimming Method	PWM (2400 Hz)
Dimming Curve	Logarithmic (Default)

FLICKER PERFORMANCE GRAPH

- As defined in IEEE P1789, the results are presented with the low-risk in yellow and no observable effect in green.
- Compliant to Title 24 Flicker Requirements.



ORDERING GUIDE

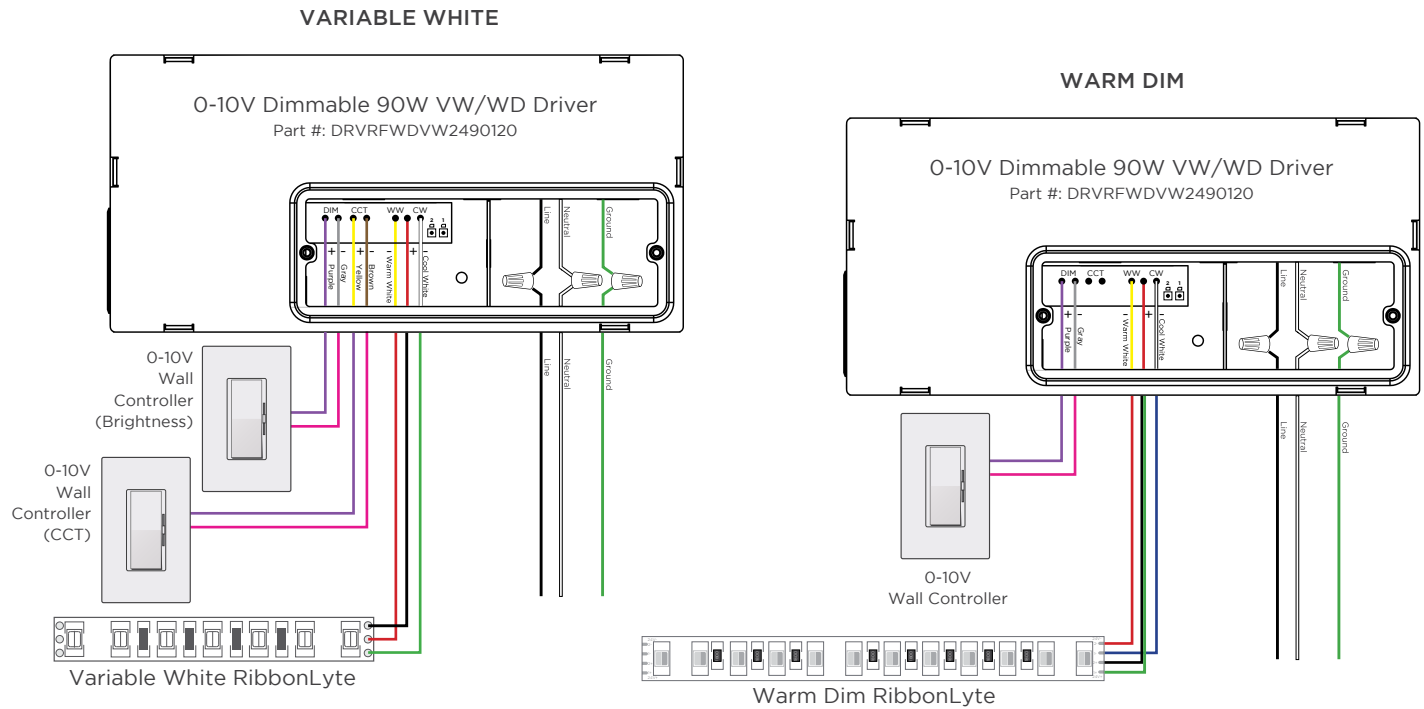
PART NUMBER

DRVRFWDVW2490120

DRVRFWDVW2490120 - 0-10V Dimmable 90W VW/WD Driver

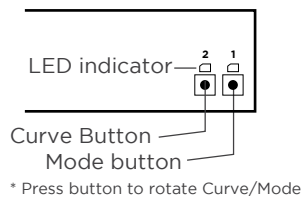
Acolyte does not warrant or represent that the information is free from errors or omission. The information may change without notice and Acolyte is not in any way liable for the accuracy of any information printed and stored or in any way interpreted or used.

WIRING DIAGRAM



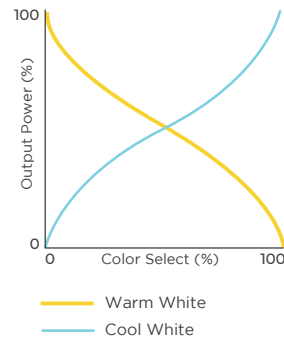
DIMMING MODES

LED INDICATOR FOR MODE BUTTON	MODE	LED INDICATOR FOR CURVE BUTTON	MODE
Red	Variable White	Red	Ax
Orange	Dim to Warm	Orange	Bx
Green	Dimming	Green	Cx

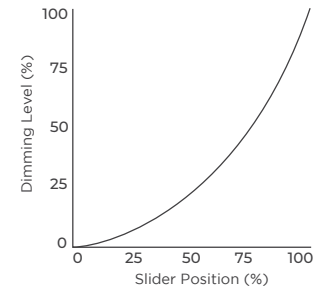


PERFORMANCE CURVES

Color Temperature



Dimming Curve



DIMENSIONS

L x W x H
8.4 x 4.1 x 1.5 in.
213 x 104 x 38 mm

