

4.4 RGBWW 5-IN-1 RIBBONLYTE

RGBWW 5-in-1 RibbonLyte is a special color changing ribbon controlled with DMX. Each diode uses five separate chips (red, green, blue and both warm white and cool white) to provide advanced color blending. Two tunable white LED chips (2400K and 6500K) deliver varied levels of warmth and brightness. RGBWW Five-in-One RibbonLyte offers superior pixel density and short cut lengths for creating unique custom fixtures.

- Color changing with DMX controls
- 5-in-1 RGB + Warm White + Cool White
- Adjust output for warmth and brightness
- 29 LEDs per foot (96 LEDs/m)
- Cut lengths of 2.46 in. (62.5 mm)
- 59 lm/W (all LEDs at 100%)
- IP20



Applications:

- | | | |
|---------------|---------------|-------------|
| Commercial | Hospitality | Residential |
| Entertainment | Museums | Retail |
| Healthcare | Public Spaces | |



RoHS **IP20**

ORDERING GUIDE

Category	CRI	Ribbon Type & IP Rating	Wattage + Color
RB	0	RGBWW20	4.4RGB2465
RB - Ribbonlyte	0 - Color Changing	RGBWW20 - RGBWW 5-in-1 IP20	4.4RGB2465 - 4.4 W/ft (14.4 W/m) RGBWW (2400K + 6500K)

CONNECTION OPTIONS

1. End Feed Bare Wire Connection (Default Option)



2. IP20 Connectors Input



3. Soldered Daisy Chain



4. Daisy Chain with IP20 Connectors



5. Bare Wire on Both Ends



Standard cable length if not specified:

1. 12 in. cable with bare wire (custom length up to 20 feet)
2. Standard 12 in. cable with IP20 connectors (custom length up to 10 feet)
3. Daisy chain with 3 in. cable between runs (custom length up to 36 in.)
4. 3 in. cable between IP20 connector and RibbonLyte (custom length up to 18 in.)
5. Standard 12 in. cable with bare wire (custom length up to 10 feet)

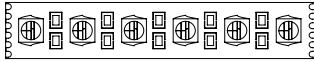

AVAILABLE COLORS



RGBWW

SPECIFICATIONS / DIAGRAM / USAGE GUIDELINES

4.4 RGBWW 5-in-1 RibbonLyte	
Operating Voltage	24 V
Power Consumption	4.4 W/ft (14.4 W/m)
Current (mA) - 24V	183 mA/ft (602 mA/m)
LED Pitch	29 LED/ft (96 LED/m)
Protection Rating	IP20
Dimming/Control	DMX
Operating Temperature	-40° F to 104° F (-40° C to 40° C)
Colors/Color Temperatures	RGBWW (2400K + 6500K)
Binning Tolerance	+/- 100K (White)
Lumens	259.6 lm/ft (851.5 lm/m) All LEDs at 100%
LED Beam Angle	120°
Lamp Life	50,000 Hours
Cutable Length	2.46 in. (62.5 mm)
Lumens/Watt - RGBW	59 lm/W (All LEDs at 100%)
Constant Voltage	✓
Cable Length	12 in. (30.5 cm)
Certifications	UL 2108 Issued: 2016/06/17 Ed: 1 Rev: 2021/10/16 Low Voltage Lighting Systems. CSA C22.2 No. 250.0, General Requirements for Luminaires. ROHS compliant UL.

DIMENSIONS	Top View	Side View	Dimensions
IP20	 <p>CUTTABLE EVERY: 2.46 in. (62.5 mm)</p>		<p>Width 0.47 in (12 mm) Max Length 16 ft 4 in (5 m) Height 0.09 in (2.3 mm)</p>

OPTIONAL ACCESSORY

 <p>0.5 in. VHB Tape Provides superior holding power in surface mounted applications Part Number: VHBTAPE0.5BK</p>	 <p>Flat Mounting Clip For mounting IP20 RibbonLyte Part Number: RBMNTSIL</p>
--	--








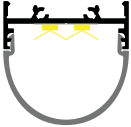
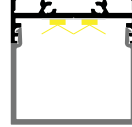




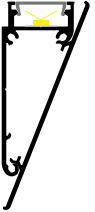










Note: RibbonLyte comes with an adhesive backing, but Acolyte recommends using VHB Tape for extra support in surface mounted applications.

USAGE GUIDELINES

- When installing this product, consider the surface temperature of the material where it will be mounted. Many building surfaces which are exposed to direct sunlight exceed the 70° C / 158° F maximum for which our product is rated. High-risk locations like this should be avoided.
- IP20 RibbonLyte products are for indoor use in dry areas. IP65 RibbonLyte products can be used in indoor dry/damp locations such as bathrooms and kitchens. IP68 RibbonLyte products can be used in wet, outdoor locations around pools and spa tubs, but our products are not intended to be submerged in pools and fountains and do not carry UL676 certification to do so.
- Please refer to the RibbonLyte Proper Usage Guide in our Application Guide for more information. Available for download at AcolyteLED.com.
- This product is compatible with a wide variety of control products including the entire line of Lutron dimming systems.
- For use with Acolyte drivers, 0-10V dimming modules and interface controllers (DMXINF models).
- Use with non-Acolyte supplied drivers is not supported or warrantied.
- Due to the nature of RibbonLyte products, cuttable lengths are generally longer or shorter than the customer requested length. Unless specified, RibbonLyte is factory cut at the shorter cuttable point.
- We reserve the right to make changes to product lineup, specifications, design and finishes at any time without notice.

Acolyte does not warrant or represent that the information is free from errors or omission. The information may change without notice and Acolyte is not in any way liable for the accuracy of any information printed and stored or in any way interpreted or used.

CHANNEL COMPATIBILITY / CHANNEL OPTIONS

CHANNEL	IP20	SURFACE CHANNELS						
AC1	✓							
AC2	✓							
AC3	✓							
AC4	✓							
AC5	✓							
AR8								
AR1	✓							
AR3	✓							
AR10								
AR16	✓							
AR20	✓							
AR25	✓							
AR30	✓							
AR33								
AS1	✓	AS13 / round milky	AS13 / square milky	AS23	AS23 / square milky	AS30	WH35	
AS2	✓	W: 1.31 in. / 33.4 mm H: 1.29 in. / 32.7 mm Inside W: 1.22 in. / 31 mm Inside H: 1 in. / 25.3 mm	W: 1.31 in. / 33.4 mm H: 1.37 in. / 34.8 mm Inside W: 1.22 in. / 31 mm Inside H: 1.07 in. / 27.3 mm	W: 0.91 in. / 23 mm H: 0.99 in. / 25.1 mm Inside W: 0.83 in. / 21 mm Inside H: 0.72 in. / 18.2 mm	W: 0.91 in. / 23 mm H: 1.59 in. / 40.5 mm Inside W: 0.83 in. / 21 mm Inside H: 1.32 in. / 33.4 mm	W/H: 1.31 in. / 33.4 mm H: 1.17 in. / 29.6 mm Inside W: 1.17 in. / 29.8 mm Inside H: 0.93 in. / 23.6 mm	W: 1.37 in. / 35 mm H: 1.47 in. / 37.5 mm Inside: 1.23 in. / 31.2 mm	
AS3	✓							
AS6	✓							
AS10								
AS12	✓							
AS13	✓							
AS16	✓							
AS20G								
AS23	✓							
AS30	✓							
AS53								
AT4	✓	W: 0.77 in. / 19.6 mm H: 0.74 in. / 18.8 mm Inside W: 0.66 in. / 16.8 mm	W: 0.77 in. / 19.6 mm H: 0.74 in. / 18.8 mm Inside W: 0.66 in. / 16.8 mm	W: 0.91 in. / 23 mm H: 2.17 in. / 55 mm Inside W: 0.56 in. / 14.2 mm Inside H: 0.22 in. / 5.5 mm	W: 1.5 in. / 38 mm H: 1.31 in. / 33.4 mm Inside W: 1.22 in. / 31 mm Inside H: 1.17 in. / 29.8 mm	W: 0.77 in. / 19.6 mm H: 0.26 in. / 6.5 mm Inside W: 0.69 in. / 17.6 mm	W: 0.79 in. / 20 mm H: 0.24 in. / 12.1 mm Inside W: 0.46 in. / 11.6 mm Inside H: 0.17 in. / 4.3 mm	
AT5	✓							
AW12	✓							
AW14	✓							
AW38	✓							
B1	✓							
B2	✓							
ROUND12	✓							
SC3	✓							
SC4	✓							
SC5	✓							
WH35	✓							
		CORNER CHANNELS						
AC1		W: 0.63 in. / 16 mm H: 0.63 in. / 16 mm Inside W: 0.48 in. / 12.2 mm	W: 0.63 in. / 16 mm H: 0.63 in. / 16 mm Inside W: 0.48 in. / 12.2 mm	W: 0.74 in. / 18.8 mm H: 0.74 in. / 18.8 mm Inside W: 0.48 in. / 12.2 mm	W: 1.17 in. / 29.72 mm H: 1.17 in. / 29.72 mm Inside W: 0.8 in. / 20.32 mm	W: 1.1 in. / 28.19 mm H: 1.1 in. / 28.19 mm Inside W: 0.8 in. / 20.32 mm		
AC2								
AC3								
AC4								
AC5								
		RECESSED CHANNELS						
AR1		W: 0.9 in. / 22.9 mm H: 0.31 in. / 7.87 mm Inside W: 0.49 in. / 12.5 mm	W: 1.2 in. / 30.5 mm H: 0.39 in. / 9.9 mm Inside W: 0.81 in. / 20.6 mm	W: 1.1 in. / 28 mm H: 0.73 in. / 18.6 mm Inside W: 0.65 in. / 16.4 mm Inside H: 0.64 in. / 16.2 mm	W: 1.18 in. / 30 mm H: 0.8 in. / 20.4 mm Inside W/H: 0.83 in. / 21 mm Inside H: 0.73 in. / 18.5 mm	W: 1.75 in. / 44.4 mm H: 0.55 in. / 14 mm Inside W: 1.22 in. / 31 mm Inside H: 0.51 in. / 13 mm	W: 0.98 in. / 24.9 mm H: 1.31 in. / 33.4 mm Inside W: 0.58 in. / 14.8 mm Inside H: 0.63 in. / 16 mm	
AR3								
AR16								
AR20								
AR30								
AW14								
		MUD-IN CHANNELS						
SC3		Overall W: 2.62 in. / 66.6 mm Visible W: 0.88 in. / 22.35 mm H: 0.55 in. / 14 mm Inside W: 0.69 in. / 17.5 mm	Overall W: 2.5 in. / 63.4 mm Visible W: 1.31 in. / 33.4 mm H: 0.63 in. / 15.9 mm Inside W: 1.22 in. / 31 mm Inside H: 0.5 in. / 12.9 mm	Overall W: 2.5 in. / 63.4 mm Visible W: 1.31 in. / 33.4 mm H: 0.94 in. / 24 mm Inside W: 1.22 in. / 31 mm Inside H: 0.83 in. / 21 mm				
SC4								
SC5								

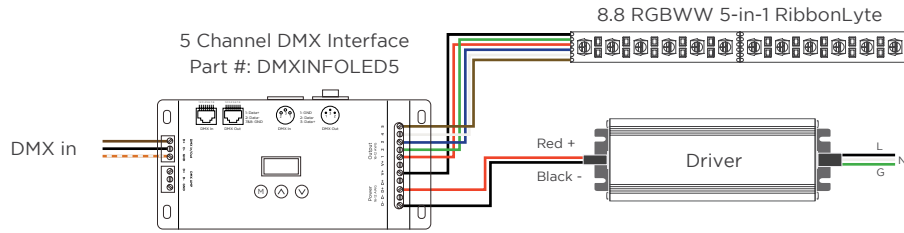
DISCLAIMER

When installing this product take into account the surface temperature of the material this product is mounted to. Many building surfaces which are exposed to direct sunlight exceed the 70°C/158°F maximum that our product is rated for. High risk locations like this should be avoided.

Our IP68 product is not intended to be submerged in pools and fountains and does not carry UL676 certification to do so.

WIRING DIAGRAMS

DMX



WIRE COLORS PER
RIBBONLYTE COLOR

- RGBWW**
 Black (+) Positive
 Green Wire (-) goes to Green Channel
 Red Wire (-) goes to Red Channel
 Blue Wire (-) goes to Blue Channel
 White Wire (-) goes to White Channel 1
 Brown Wire (-) goes to White Channel 2