

4.4 RGBWW 5-IN-1 RIBBONLYTE

RGBWW 5-in-1 RibbonLyte is a special color changing ribbon controlled with DMX. Each diode uses five separate chips (red, green, blue and both warm white and cool white) to provide advanced color blending. Two tunable white LED chips (2400K and 6500K) deliver varied levels of warmth and brightness. RGBWW Five-in-One RibbonLyte offers superior pixel density and short cut lengths for creating unique custom fixtures.

- Color changing with DMX controls
- 5-in-1 RGB + Warm White + Cool White
- Adjust output for warmth and brightness
- 29 LEDs per foot (96 LEDs/m)
- Cut lengths of 2.46 in. (62.5 mm)
- All on: 58 lm/W
- All on: 255.12 lm/ft (836.79 lm/m)



Applications:

- | | | |
|---------------|---------------|-------------|
| Commercial | Hospitality | Residential |
| Entertainment | Museums | Retail |
| Healthcare | Public Spaces | |



ORDERING GUIDE

Category	CRI	Ribbon Type & IP Rating	Wattage + Color
RB	0	RGBWW20	4.4RGB2465
RB - Ribbonlyte	0 - Color Changing	RGBWW20 - RGBWW 5-in-1 IP20	4.4RGB2465 - 4.4 W/ft (14.4 W/m) RGBWW (2400K + 6500K)

CONNECTION OPTIONS

1. End Feed Bare Wire Connection (Default Option)



2. IP20 Connectors Input



3. Soldered Daisy Chain



4. Daisy Chain with IP20 Connectors



5. Bare Wire on Both Ends



Standard cable length if not specified:

1. 12 in. cable with bare wire (custom length up to 20 feet)
2. Standard 12 in. cable with IP20 connectors (custom length up to 10 feet)
3. Daisy chain with 3 in. cable between runs (custom length up to 36 in.)
4. 3 in. cable between IP20 connector and RibbonLyte (custom length up to 18 in.)
5. Standard 12 in. cable with bare wire (custom length up to 10 feet)



AVAILABLE COLORS





RGBWW

SPECIFICATIONS / DIAGRAM / USAGE GUIDELINES

4.4 RGBWW 5-in-1 RibbonLyte						
Operating Voltage	24 V					
Colors	RGBWW (2400K + 6500K)					
	Red	Green	Blue	Warm White (2400K)	Cool White (6500K)	All On
Power Consumption	0.88 W/ft (2.89 W/m)	0.88 W/ft (2.89 W/m)	0.88 W/ft (2.89 W/m)	0.88 W/ft (2.89 W/m)	0.88 W/ft (2.89 W/m)	4.4 W/ft (14.4 W/m)
Lumens	27.56 lm/ft (90.4 lm/m)	69.51 lm/ft (228 lm/m)	19.63 lm/ft (64.39 lm/m)	64.02 lm/ft (210 lm/m)	80.55 lm/ft (264.2 lm/m)	255.12 lm/ft (836.8 lm/m)
Efficacy	31 lm/W	79 lm/W	22 lm/W	92 lm/W	73 lm/W	58 lm/W
Current (mA) - 24V	183 mA/ft (602 mA/m)					
LED Pitch	29 LED/ft (96 LED/m)					
Protection Rating	IP20					
Dimming/Control	DMX					
Operating Temperature	-40 – 104 °F (-40 – 40 °C)					
Binning Tolerance	+/- 100K (White)					
LED Beam Angle	120°					
Lifetime (L70 reported)	50,000 hours					
Cutable Length	2.46 in. (62.5 mm)					
Constant Voltage	✓					
Cable Length	12 in. (30.5 cm)					
Certifications	UL 2108 Issued: 2016/06/17 Ed: 1 Rev: 2021/10/16 Low Voltage Lighting Systems. CSA C22.2 No. 250.0, General Requirements for Luminaires. ROHS compliant UL. CE					

DIMENSIONS	Top View	Side View	Dimensions
IP20	 <p>CUTTABLE EVERY: 2.46 in. (62.5 mm)</p>		<p>Width 0.47 in (12 mm) Max Length 16 ft 4 in (5 m) Height 0.09 in (2.3 mm)</p>

OPTIONAL ACCESSORY

 <p>0.5 in. VHB Tape Provides superior holding power in surface mounted applications Part Number: VHBTAPE0.5BK</p>	 <p>Flat Mounting Clip For mounting IP20 RibbonLyte Part Number: RBMNTSIL</p>
--	--

Note: RibbonLyte comes with an adhesive backing, but Acolyte recommends using VHB Tape for extra support in surface mounted applications.

USAGE GUIDELINES

- When installing this product, consider the surface temperature of the material where it will be mounted. Many building surfaces which are exposed to direct sunlight exceed the 40 °C / 104 °F maximum for which our product is rated. High-risk locations like this should be avoided.
- IP20 RibbonLyte products are for indoor use in dry areas only. IP20 products are not intended to be submerged in pools and fountains and do not carry UL676 certification to do so.
- Please refer to the RibbonLyte Proper Usage Guide in our Application Guide for more information. Available for download at AcolyteLED.com.
- This product is compatible with a wide variety of control products including the entire line of Lutron dimming systems.
- For use with Acolyte drivers, 0-10V dimming modules and interface controllers (DMXINF models).
- Use with non-Acolyte supplied drivers is not supported or warranted.
- Due to the nature of RibbonLyte products, cuttable lengths are generally longer or shorter than the customer requested length. Unless specified, RibbonLyte is factory cut at the shorter cuttable point.
- We reserve the right to make changes to product lineup, specifications, design and finishes at any time without notice.

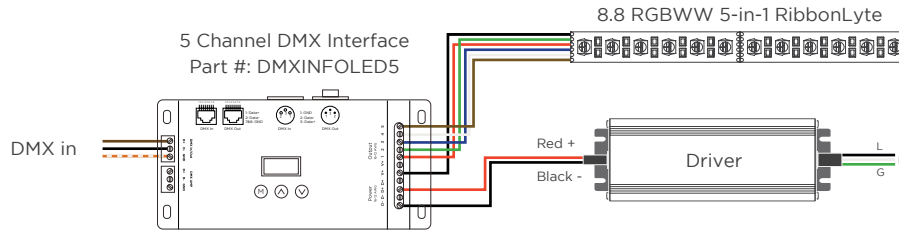
Acolyte does not warrant or represent that the information is free from errors or omission. The information may change without notice and Acolyte is not in any way liable for the accuracy of any information printed and stored or in any way interpreted or used.

CHANNEL COMPATIBILITY / CHANNEL OPTIONS

CHANNEL	IP20	SURFACE CHANNELS					
AC1	✓						
AC2	✓						
AC3	✓						
AC4	✓						
AC5	✓						
AR1	✓						
AR3	✓						
AR10							
AR16	✓						
AR20	✓						
AR25							
AR30	✓						
AR33							
AS1	✓						
AS2	✓						
AS3	✓						
AS6	✓						
AS10							
AS13	✓						
AS16	✓						
AS20G							
AS23	✓						
AS30	✓						
AS53							
AT4	✓						
AT5	✓						
AW12	✓						
AW38	✓						
B1	✓						
AS13 / round milky	✓						
AS13 / square milky	✓						
AS23	✓						
AS23 / square milky	✓						
AS30	✓						
WH35	✓						
		CORNER CHANNELS					
AC1	✓						
AC2	✓						
AC3	✓						
AC4	✓						
AC5	✓						
		RECESSED CHANNELS					
AR1	✓						
AR3	✓						
AR16	✓						
AR20	✓						
AR30	✓						
AW14	✓						
		MUD-IN CHANNELS					
SC3	✓						
SC4	✓						
SC5	✓						

WIRING DIAGRAMS

DMX



WIRE COLORS PER RIBBONLYTE COLOR

RGBWW

- Black (+) Positive
- Green Wire (-) goes to Green Channel
- Red Wire (-) goes to Red Channel
- Blue Wire (-) goes to Blue Channel
- White Wire (-) goes to White Channel 1
- Brown Wire (-) goes to White Channel 2

ACTUAL POWER CONSUMPTION

Length (ft)	Length (m)	Actual Power Consumed (W)	Average Wattage (W/ft)	Average Wattage (W/m)	Actual Current Drawn (A)
5	1.52	21.49	4.30	14.10	0.895
10	3.05	41.83	4.18	13.72	1.743
15	4.57	59.93	4.00	13.10	2.497
16.3	4.97	65.28	4.00	13.14	2.720

NOTE: Quotes use nominal values. We highly recommend using nominal wattages for all customer calculations. Allow for a 15% buffer (10% driver, 5% fixture) in these calculations as performance may vary. Acolyte is not liable for product performance if these tables are used instead of nominal values when orders are placed.

REV.13JAN2025

GLOBAL HQ

320 Murray Hill Pkwy
East Rutherford, NJ 07073
U.S.
T: (+1) 212 629 6830
E: Sales-US@GENLEDBrands.com

EUROPEAN HQ

Hogeweyselaan 119
1382 JK Weesp
Netherlands
T: (+31) 346 235 000
E: SalesEurope@GENLEDBrands.com

MEINA HQ

PO Box 371378, #823, Building 4EA
Dubai Airport Free Zone
Dubai, UAE
T: (+971) 4 701 7901
E: SalesMEINA@genlebrands.com

ASIA-PACIFIC HQ

Room 402, Building D
Shenshi Tongchuang Science and Technology Park
No. 16 Hongyin Road
Xingqiang Community, Xiniu Street
Guangming District, Shenzhen, China 518107
Sales: (+86) 139 1836 3905
Office: (+86) 755 8529 0710
E: Sales-Pacific@GENLEDBrands.com