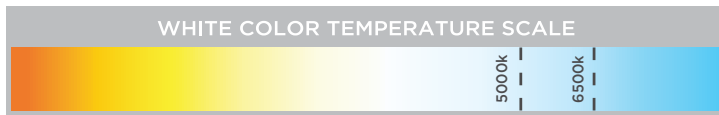
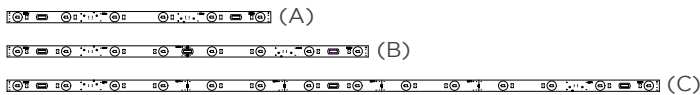




**OPTIRAYZ**

OptiRayz is a rigid light bar with LED optics that is ideal for soft signage lighting in fabric light boxes. Use 24V OptiRayz light bars alone or attach to a wire harness to create a simple grid for backlighting applications. Available in three sizes and two standard CCTs. Daisy chain with built-in connectors for larger signs. Longer OptiRayz Light Bars can also be trimmed at set cut points to fit odd sizes.

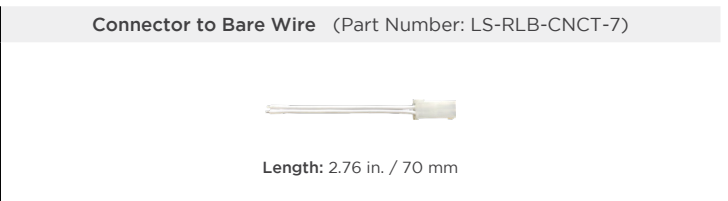
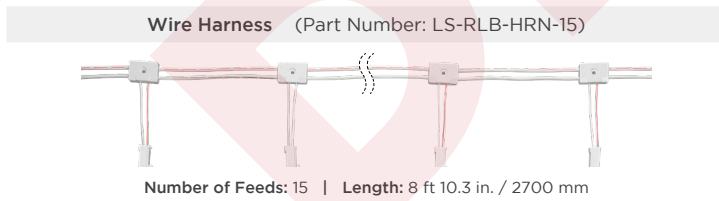
- For fabric light box applications
- Available in 2 standard CCTs: 5000K, 6500K
- Use wire harness to create backlighting grid
- Longer OptiRayz Light Bars can trim at set cut points
- 3 sizes at 140 lm/W, 564 lm/ft (1850 lm/m)
  - 14.8 in. / 376 mm bar: 6 LEDs (A)
  - 20.3 in. / 515 mm bar: 8 LEDs (B)
  - 36.61 in. / 930 mm bar: 14 LEDs (C)



**ORDERING GUIDE**

Part Number	Length	Width	CCT	# of LEDs/Bar	lm/W	Wattage	lm/ft	lm/m	Lumen/Bar
LS-RLB-65K-376-A	14.8 in. / 376 mm	0.63 in. / 16 mm	6500K	6	140	5	564	1850	700
LS-RLB-50K-376-A	14.8 in. / 376 mm	0.63 in. / 16 mm	5000K	6	140	5	564	1850	700
LS-RLB-65K-515-A	20.28 in. / 515 mm	0.63 in. / 16 mm	6500K	8	142	6.7	564	1850	950
LS-RLB-50K-515-A	20.28 in. / 515 mm	0.63 in. / 16 mm	5000K	8	142	6.7	564	1850	950
LS-RLB-65K-930-A	36.61 in. / 930 mm	0.63 in. / 16 mm	6500K	14	145	11.8	564	1850	1715
LS-RLB-50K-930-A	36.61 in. / 930 mm	0.63 in. / 16 mm	5000K	14	145	11.8	564	1850	1715

**Accessories**



**SPECIFICATIONS**

<b>Input Voltage</b>	24 V DC
<b>Available Lengths</b>	14.8 in. / 376 mm 20.28 in. / 515 mm 36.61 in. / 930 mm
<b>Max Run Pieces (in series connection)</b>	7 pcs (14.8 in. / 376 mm bar) 5 pcs (20.28 in. / 515 mm bar) 3 pcs (36.61 in. / 930 mm bar)
<b>Standard Packing Qty.</b>	15 light bars
<b>Ingress Protection</b>	IP20

**POWER SUPPLY LOADING**

Part Number	# of Bars per Power Supply		
	60W	100W	300W
LS-RLB-65K-376-A	10	18	54
LS-RLB-50K-376-A	10	18	54
LS-RLB-65K-515-A	8	13	40
LS-RLB-50K-515-A	8	13	40
LS-RLB-65K-930-A	4	7	22
LS-RLB-50K-930-A	4	7	22

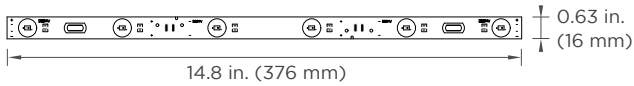
REV.01NOV2022



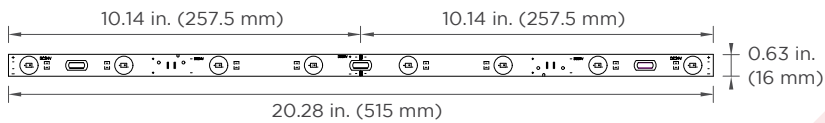
**SHIPPING INFORMATION / DIMENSIONS**

Shipping Information				
Part Number	Carton Dimensions	Quantity per Carton	Carton Net Weight	Carton Gross Weight
LS-RLB-65K-376-A	21.85 x 11.61 x 10.83 in. (555 x 295 x 275 mm)	200	11.42 lb (5.18 kg)	13.67 lb (6.2 kg)
LS-RLB-65K-515-A	26.97 x 11.61 x 10.83 in. (685 x 295 x 275 mm)	200	15.74 lb (7.14 kg)	18.08 lb (8.2 kg)
LS-RLB-65K-930-A	39.76 x 11.61 x 8.27 in. (1010 x 295 x 210 mm)	150	23.15 lb (10.5 kg)	27.12 lb (12.3 kg)

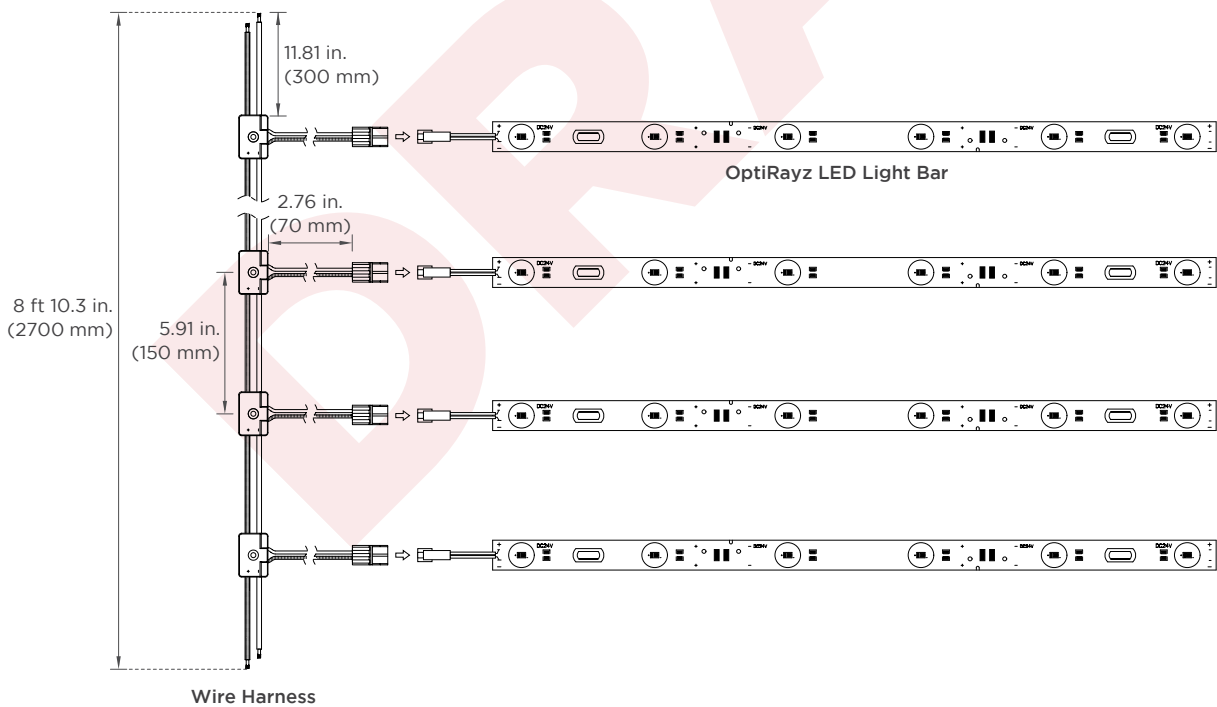
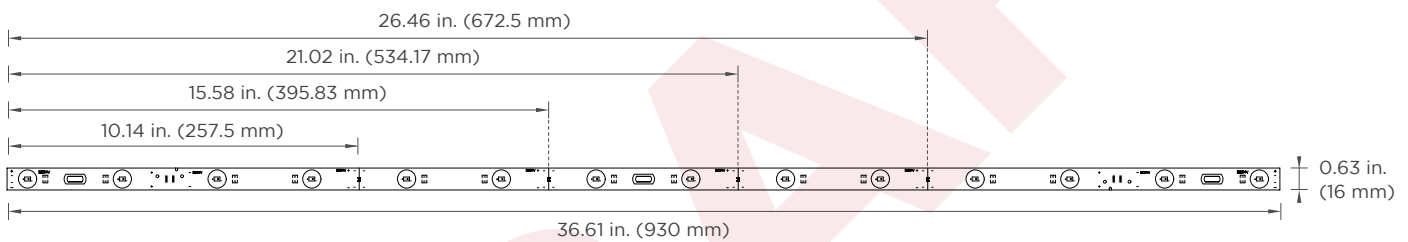
**14.8 in. / 376 mm - LS-RLB-65K-376-A / LS-RLB-50K-376-A**



**20.28 in. / 515 mm - LS-RLB-65K-515-A / LS-RLB-50K-515-A**



**36.61 in. / 930 mm - LS-RLB-65K-930-A / LS-RLB-50K-930-A**



Bar-to-Bar spacing at							
1.57 in. depth (40 mm)	1.97 in. depth (50 mm)	2.36 in. depth (60 mm)	2.76 in. depth (70 mm)	3.15 in. depth (80 mm)	3.54 in. depth (90 mm)	3.94 in. depth (100 mm)	4.72 in. depth (120 mm)
3.15 in. (80 mm)	5.51 in. (140 mm)	9.84 in. (250 mm)	9.84 in. (250 mm)	9.84 in. (250 mm)	11.81 in. (300 mm)	12.99 in. (330 mm)	19.69 in. (500 mm)