

Features and Benefits:

- Compact metal housing
- Wide voltage input range 100-277 VAC 50-60Hz
- 0.5 in. NPT threaded connector on AC side to simplify electrical wiring
- Constant Voltage output mode
- Over-current, over-voltage, over-temperature and short-circuit protections
- IP68 rated, UL certified for dry, damp and wet locations
- Class 2 power supply
- 7-year limited warranty




PRODUCT INFORMATION

Type	PS12-60W-GC-B
Article Number	28000509AC-B
Rated Input Voltage	100 -277V AC
Rated Input Frequency	50/60 Hz
AC Input Current	0.8A max. @ 100V AC 0.61A @ 120V AC 0.3A @ 240V AC 0.26A @ 277V AC
Rated DC Output Power	12V DC
Max. DC Output Power	60W DC
Max. DC Output Current	5.0A DC
Power Efficiency	> 85% @ 230V AC, 100% load
Typical Power Factor	0.96 @ 100V AC 0.95 @ 220V AC
THD	< 20% @ 120-277V AC
Max. Inrush Current	≤ 50A
IP Rating	IP68
Operating Ambient Temp.	-40° — 140° F (-40° — 60° C)
Storage Temp.	-40° — 185° F (-40° — 85° C)
Lifetime	70,000 hrs @ Tc 80°C
Dimensions (L x W x H)	6.89 x 1.73 x 1.34 in. (175 x 44 x 34 mm)
Net Weight	1.1 lb (0.5 kg)

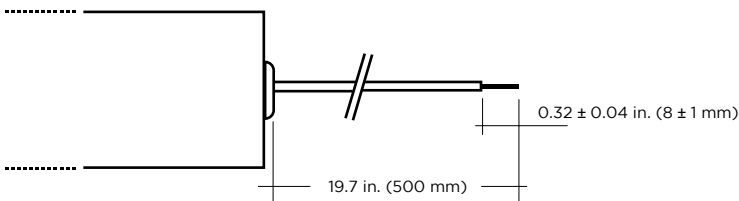
STANDARD COMPLIANCE

Safety	Safety Standards
UL / cUL	
Country/Region	UL 879 / CE
USA & Canada	Europe
EMI Standards	
EN 55015	Conducted emission Test & Radiated emission Test with 6 dB margin
EN 61000-3-2	Harmonic current emissions: Class C
EN 61000-3-3	Voltage fluctuations & flicker
EN 61000-4-2	Electrostatic Discharge (ESD): 8 kV air discharge, 4 kV contact discharge
EN 61000-4-3	Radio-Frequency Electromagnetic Field Susceptibility Test-RS
EN 61000-4-4	Electrical Fast Transient / Burst (Level 3 2KV/5K Hz)
EN 61000-4-5	Surge Immunity Test: AC Power Line (L to N 4 kV, L/N to GND 6kV)
EN 61000-4-6	Conducted Radio Frequency Disturbances Test-CS
EN 61000-4-8	Power Frequency Magnetic Field Test
EN 61000-4-11	Immunity against mains dips/ mains interruptions
EN 61547	Electromagnetic Immunity Requirements Applies to Lighting Equipment
FCC Part 15	ANSI C63.4:2009 Class B


DIMENSION DRAWINGS



CONNECTION



WIRING DIAGRAM



Primary Cable			Secondary Cable	
L	N	PE	+	-
brown	blue	green/yellow	red	black

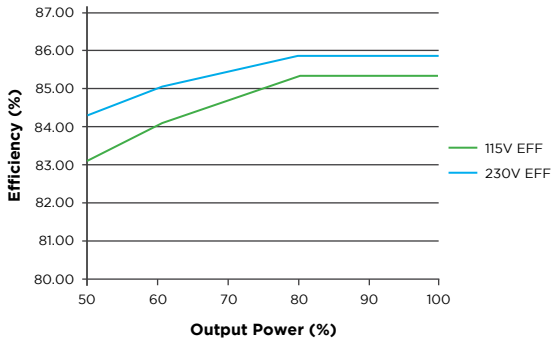
SHIPPING INFORMATION

Module Type	Specs	Packaging Quantity		Case Weight	SKU Dimensions			Case Dimensions			inch
		Per SKU	Per Case		W	D	H	W	D	H	
PS12-60W-GC	# of Units	1	25	29.76 lb 13.5 kg	9.84	2.95	1.5	15.35	10.43	8.66	
					250	75	38	390	265	220	mm

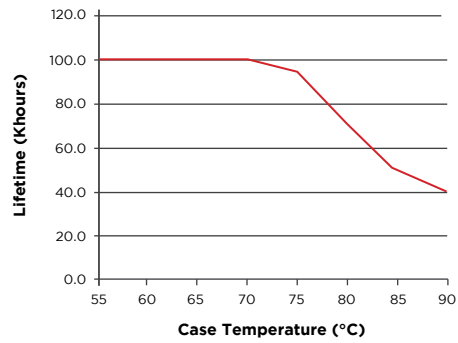


PERFORMANCE CURVE

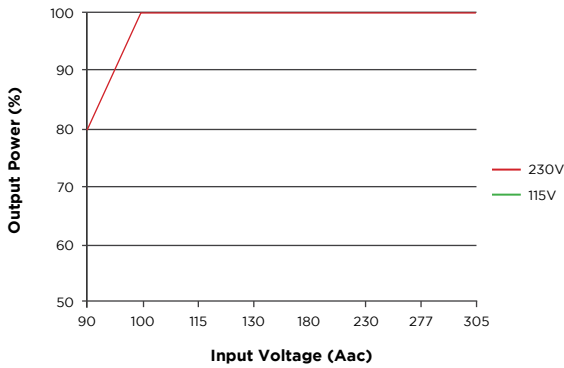
Efficiency Vs. Output Power



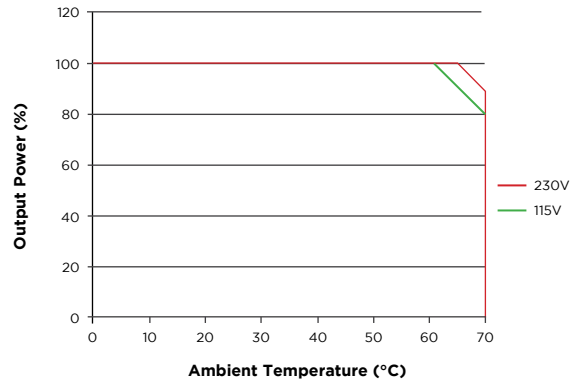
Lifetime Vs. Case Temperature



Output Power Vs. Input Voltage



Output Power Vs. Ambient Temperature



1. The maximum case temperature Tc shall not exceed 194 °F (90°C) when used in end product.
2. These products are intended to be connect to a max. 20A branch circuit.
3. These products are intended for use in dry and damp locations.
4. Required spacing between power supply according to UL48.