



**Features and Benefits:**

- Compact metal housing
- Wide voltage input range 100-277 VAC 50-60Hz
- 0.5 in. NPT threaded connector on AC side to simplify electrical wiring
- Constant Voltage output mode
- Over-current, over-voltage, over-temperature and short-circuit protections
- IP68 rated, UL certified for dry, damp and wet locations
- Class 2 power supply
- 7-year limited warranty




**PRODUCT INFORMATION**

Type	PS12-60W-GC-B
Article Number	28000509AC-B
Rated Input Voltage	100 -277V AC
Rated Input Frequency	50/60 Hz
AC Input Current	0.8A max. @ 100V AC 0.61A @ 120V AC 0.3A @ 240V AC 0.26A @ 277V AC
Rated DC Output Power	12V DC
Max. DC Output Power	60W DC
Max. DC Output Current	5.0A DC
Power Efficiency	> 85% @ 230V AC, 100% load
Typical Power Factor	0.96 @ 100V AC 0.95 @ 220V AC
THD	< 20% @ 120-277V AC
Max. Inrush Current	≤ 50A
IP Rating	IP68
Operating Ambient Temp.	-40° — 140° F (-40° — 60° C)
Storage Temp.	-40° — 185° F (-40° — 85° C)
Lifetime	70,000 hrs @ Tc 80°C
Dimensions (L x W x H)	6.89 x 1.73 x 1.34 in. (175 x 44 x 34 mm)
Net Weight	1.1 lb (0.5 kg)

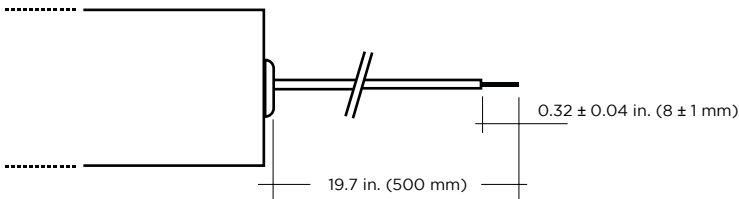
**STANDARD COMPLIANCE**

Safety	Safety Standards
UL / cUL	
Country/Region	UL 879 / CE
USA & Canada	Europe
EMI Standards	
EN 55015	Conducted emission Test & Radiated emission Test with 6 dB margin
EN 61000-3-2	Harmonic current emissions: Class C
EN 61000-3-3	Voltage fluctuations & flicker
EN 61000-4-2	Electrostatic Discharge (ESD): 8 kV air discharge, 4 kV contact discharge
EN 61000-4-3	Radio-Frequency Electromagnetic Field Susceptibility Test-RS
EN 61000-4-4	Electrical Fast Transient / Burst (Level 3 2KV/5K Hz)
EN 61000-4-5	Surge Immunity Test: AC Power Line (L to N 4 kV, L/N to GND 6kV)
EN 61000-4-6	Conducted Radio Frequency Disturbances Test-CS
EN 61000-4-8	Power Frequency Magnetic Field Test
EN 61000-4-11	Immunity against mains dips/ mains interruptions
EN 61547	Electromagnetic Immunity Requirements Applies to Lighting Equipment

**DIMENSION DRAWINGS**




**CONNECTION**



Primary Cable			Secondary Cable	
L	N	PE	+	-
brown	blue	green/yellow	red	black

**WIRING DIAGRAM**



**Installation instructions**

The switching of LEDs on secondary side is not permitted. A proper functioning of the LCU in combination with third party dimming devices (e.g. PWM) cannot be guaranteed.

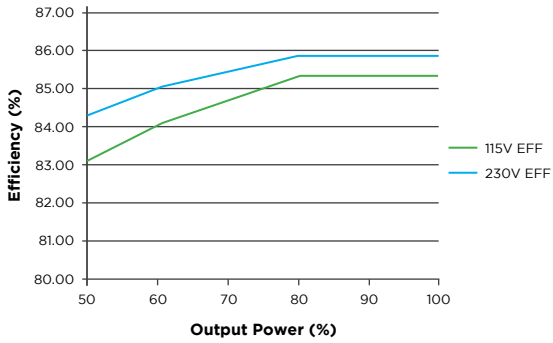
**SHIPPING INFORMATION**

Module Type	Specs	Packaging Quantity		Case Weight	SKU Dimensions			Case Dimensions			
		Per SKU	Per Case		W	D	H	W	D	H	
PS12-60W-GC	# of Units	1	25	29.76 lb 13.5 kg	9.84	2.95	1.5	15.35	10.43	8.66	inch
					250	75	38	390	265	220	mm

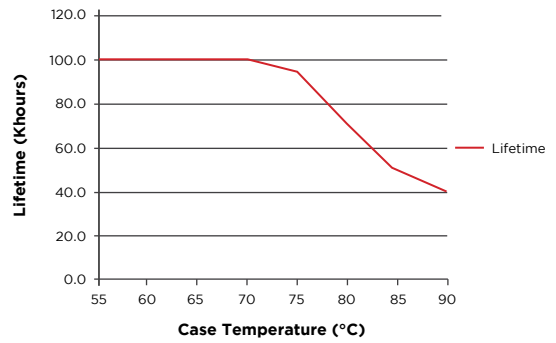


**PERFORMANCE CURVE**

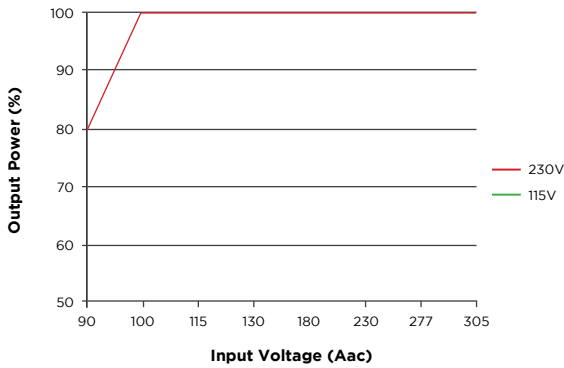
**Efficiency Vs. Output Power**



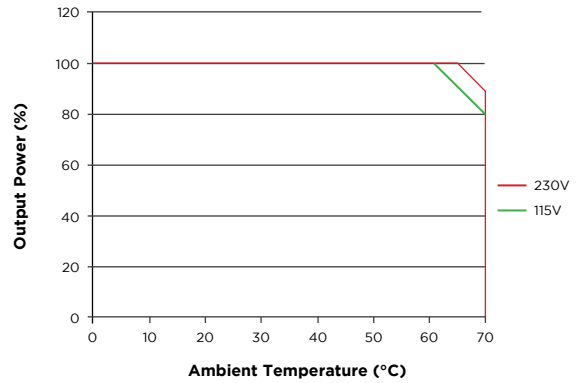
**Lifetime Vs. Case Temperature**



**Output Power Vs. Input Voltage**



**Output Power Vs. Ambient Temperature**



1. The maximum case temperature Tc shall not exceed 140 °F ( 60°C) when used in end product.
2. These products are intended to be connect to a max. 20A branch circuit.
3. These products are intended for use in dry and damp locations.
4. Required spacing between power supply according to UL48.