



## NEON360

Neon360 is a bendable LED neon tube with a round profile that provides uniform light distribution. With a one-inch (0.91 in./23 mm) diameter, the striking 24V Neon360 is available in 5 dimmable Static White CCTs (2400K-4000K). Neon360 offers flexible design with a bending radius of 2.36 in. (60 mm) and cut lengths of less than 2 in. (50 mm). Choose from several unique mounting options for creative light displays.

- Fully illuminated flexible round LED neon
- 0.91 in. (23 mm) diameter
- 5 Static White CCTs (2400K-4000K)
- Min. bending radius: 2.36 in. (60 mm)
- 4.8 W/ft (16 W/m), cuttable every 1.4 in. (35.71 mm)
- 389.9 lm/ft (1278.9 lm/m) @ 4000K



### AVAILABLE COLORS AND COLOR TEMPERATURES



### ORDERING GUIDE

Category	Wattage & Color		Power Feed Direction
<b>NL360</b>			
<b>NL360 - Neon360</b>	<b>4.824</b> - 4.8 W/ft 2400K	<b>4.835</b> - 4.8 W/ft 3500K	<b>E</b> - End Feed
	<b>4.827</b> - 4.8 W/ft 2700K	<b>4.840</b> - 4.8 W/ft 4000K	<b>S</b> - Side Feed
	<b>4.830</b> - 4.8 W/ft 3000K		
<b>ACCESSORIES</b> (see page 3 & 4 for details)			
<b>1. Mounting Clip</b> (set of 2) Part #: NL360MC	<b>5. Ceiling Mounting Kit</b> Part #: NL360CMNT	<b>9. Horizontal Suspended Mounting Kit with Clear Rigid Tube</b> Part #: NL360HSUSPC	
<b>2. Mounting Channel</b> Part #: NL360CH	<b>6. Ceiling Mounting Kit with Clear Rigid Tube</b> Part #: NL360CMNTPC	<b>10. Horizontal Suspended Mounting Kit with Mounting Channel</b> Part #: NL360HSUSCH Add appropriate number of non-feed channel sections for fixtures longer than 6.74 in. (2 m) Part #: NL360HSUSCHNF	
<b>3. End Cap</b> Part #: NL360CAP	<b>7. Vertical Suspended Mounting Kit</b> Part #: NL360VMNT	<b>11. Mounting Ring Kit with Steel Cable</b> Part #: NL360HOOK (Canopy Kit not included)	
<b>4. Coupler Kit</b> Part #: NL360COUP	<b>8. Vertical Suspended Mounting Kit with Clear Rigid Tube</b> Part #: NL360VMNTPC	<b>12. Canopy Kit</b> Part #: NL360CANOPY	

**NOTE:** Standard suspension cables are 39.37 in. (1 m) long. Order custom suspension cables up to 16 ft 4.85 in. (5 m) or longer.

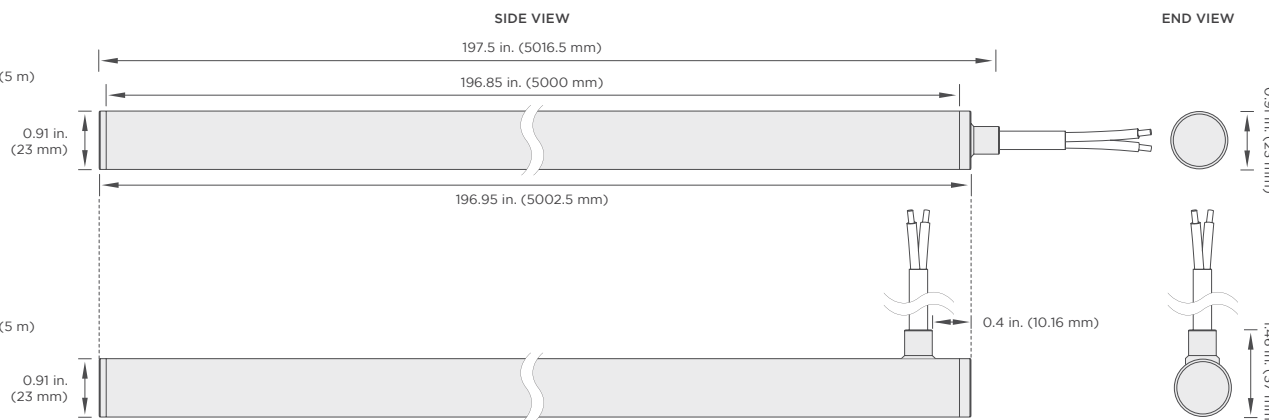
### DIMENSIONS

#### END FEED

Width: 0.91 in. (23 mm)  
Height: 0.91 in. (23 mm)  
Length: Up to 16 ft 4. in. (5 m)

#### SIDE FEED

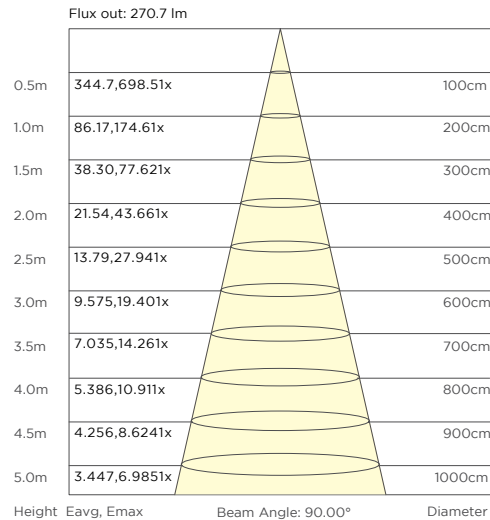
Width: 0.91 in. (23 mm)  
Height: 1.46 in. (37 mm)  
Length: Up to 16 ft 4. in. (5 m)



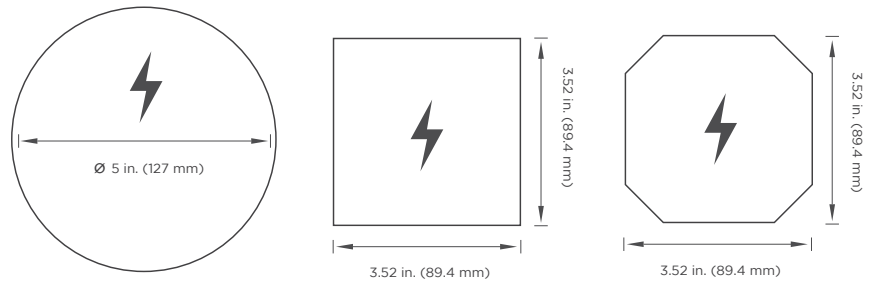
## SPECIFICATIONS

SPECIFICATIONS		NEON360			
Operating Voltage	24 VDC				
Power Consumption	4.8 W/ft (16 W/m)				
Beam Angle	360°				
Protection Rating	IP65				
Dimming	MLV / 0-10V / ELV / DALI / DMX				
Operating Temperature	-4 — 140 °F (-20 — 60 °C)				
Color Temperatures	2400K	2700K	3000K	3500K	4000K
Lumens	298.1 lm/ft (978 lm/m)	352.3 lm/ft (1155.9 lm/m)	378.2 lm/ft (1240.9 lm/m)	388.8 lm/ft (1275.7 lm/m)	389.8 lm/ft (1278.9 lm/m)
Efficacy	62.1 lm/W	73.4 lm/W	78.8 lm/W	81 lm/W	81.2 lm/W
Lamp Life	50,000 hours				
Length	Up to 16 ft 4. in. (5 m)				
Cuttable Length	1.4 in. (35.71 mm) <b>NOT FIELD CUTTABLE</b>				
Minimum Bending Radius	2.36 in. (60 mm)				
Suspension Cable Length	Standard suspension cables are 39.37 in. (1 m) long. Order custom suspension cables up to 16 ft 4.85 in. (5 m) or longer.				
CRI (Static White)	80+ CRI				

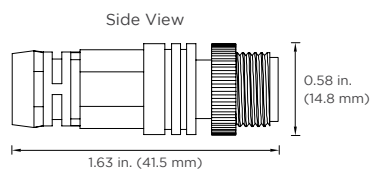
## AVERAGE ILLUMINANCE @ 4000K



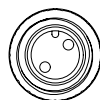
## JUNCTION BOX MAXIMUM DIMENSIONS FOR CANOPY COVERING



### 2-pin Male Connector

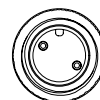


### End View

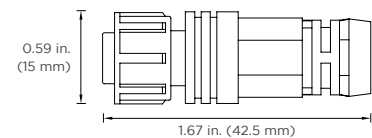


### 2-pin Female Connector

### End View



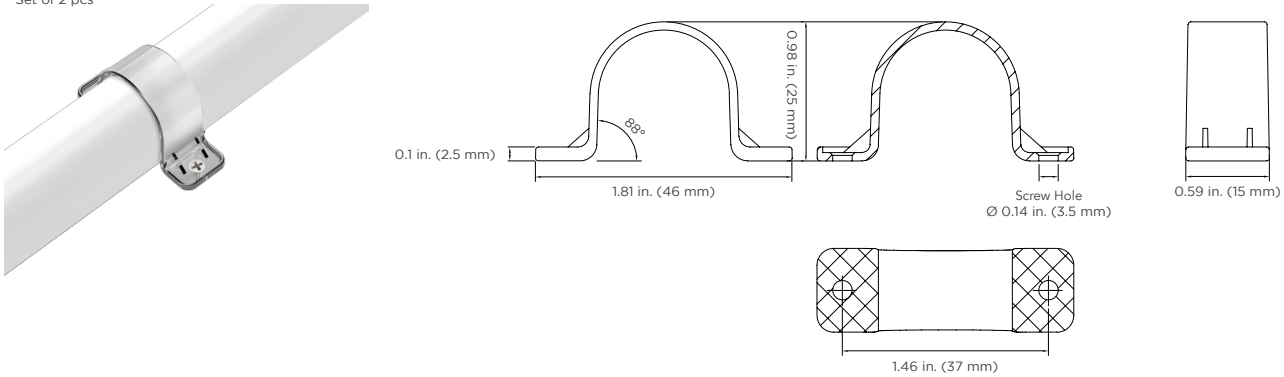
### Side View



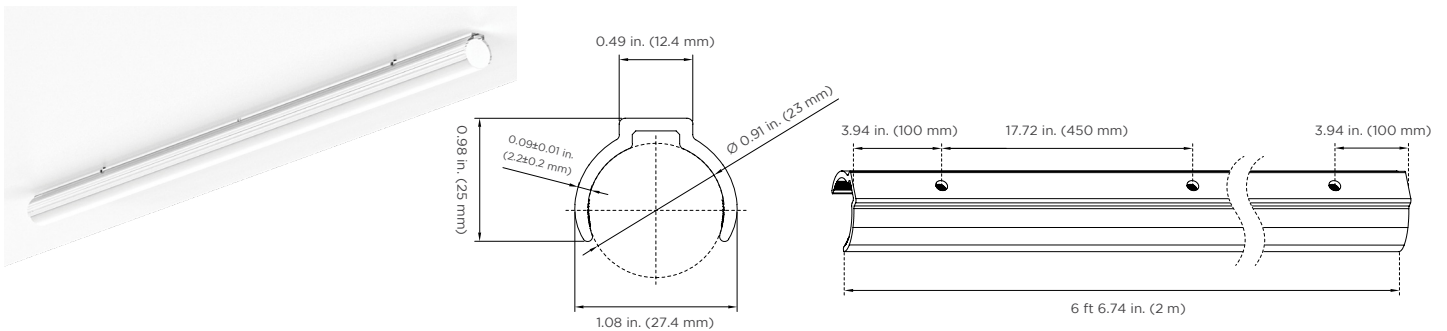
ACCESSORIES

**Mounting Clip** | Color: clear | Part #: NL360MC

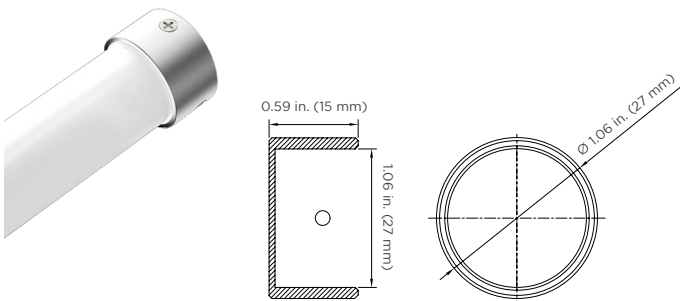
Set of 2 pcs



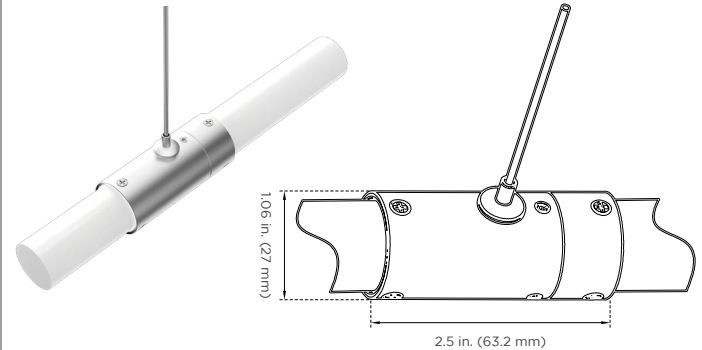
**Mounting Channel** | Color: clear | Part #: NL360CH



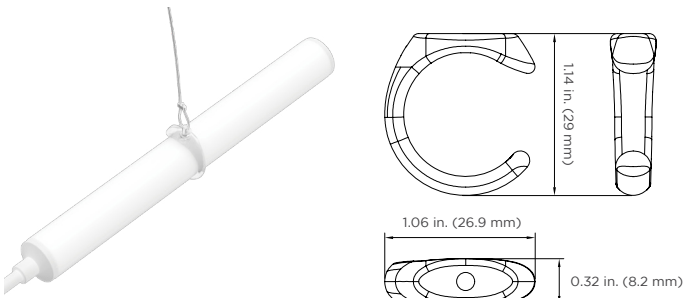
**End Cap** | Color: silver | Part #: NL360CAP



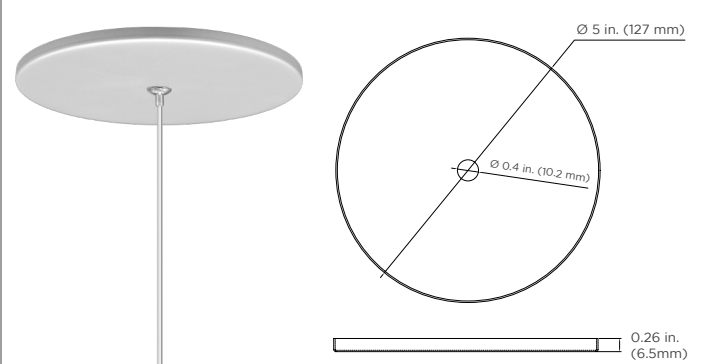
**Coupler Kit** | Color: silver | Part #: NL360COUP



**Mounting Ring Kit with Steel Cable**<sup>1</sup> | Ring Color: clear | Part #: NL360HOOK



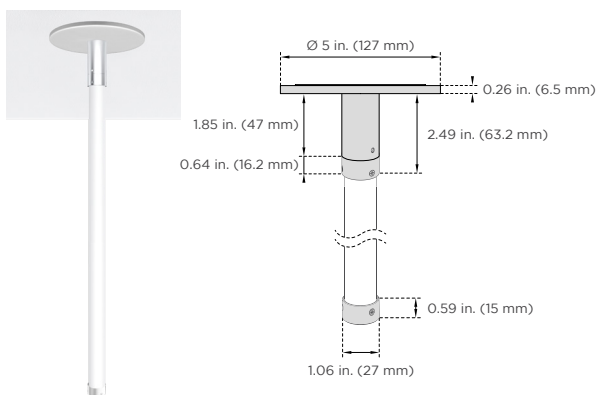
**Canopy Kit** | Color: silver | Part #: NL360CANOPY



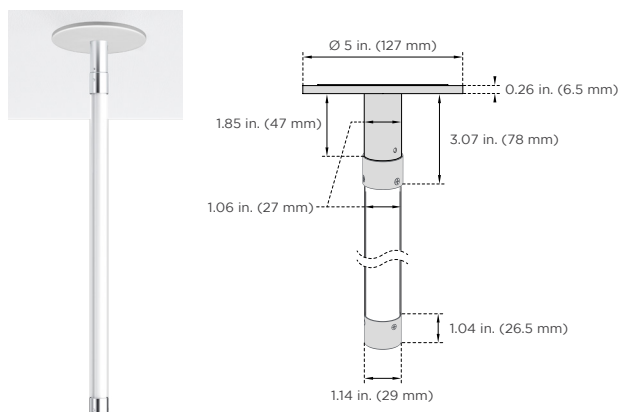
1. To maintain a horizontal fixture, ring suspension points should be spaced every 15 in. / 380 mm (Canopy Kit not included)

ACCESSORIES

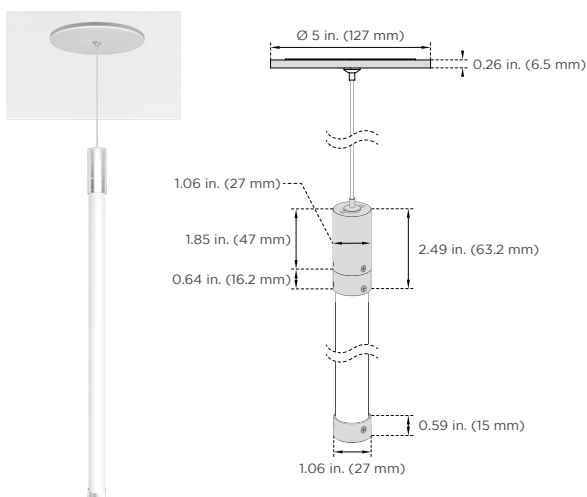
**Ceiling Mounting Kit** | Color: silver | Part #: NL360CMNT



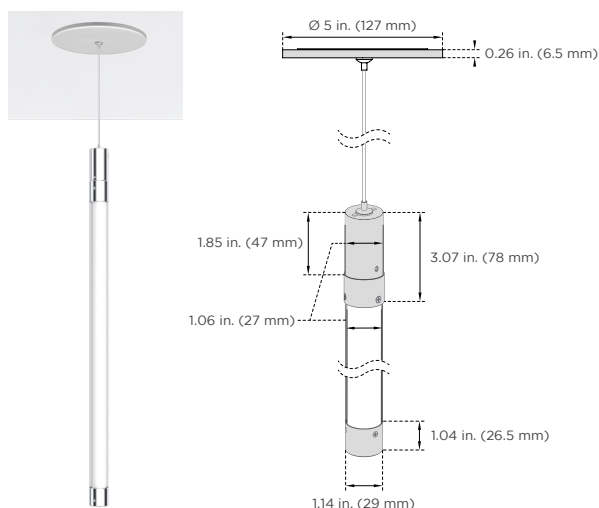
**Ceiling Mounting Kit with Clear Rigid Tube<sup>1</sup>** | Color: silver | Part #: NL360CMNTPC



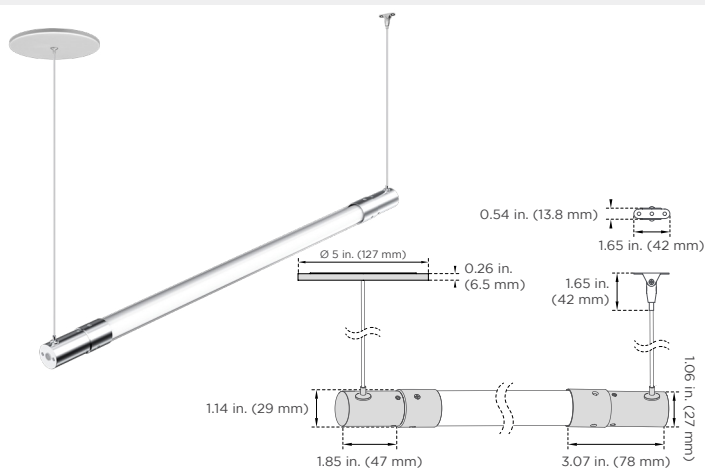
**Vertical Suspended Mounting Kit** | Color: silver | Part #: NL360VMNT



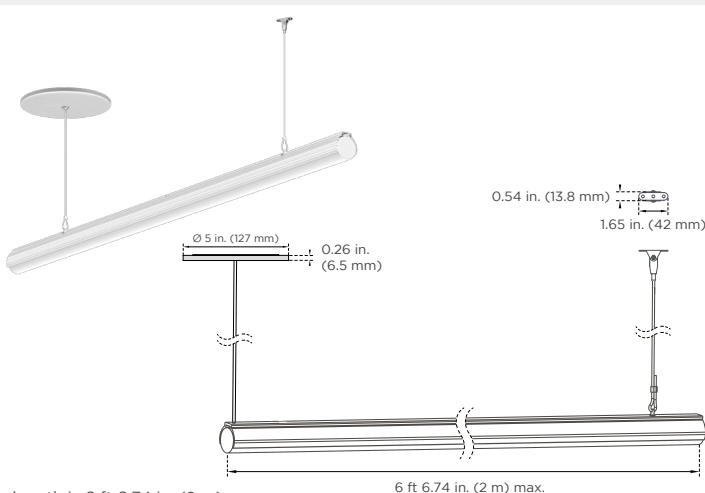
**Vertical Suspended Mounting Kit with Clear Rigid Tube<sup>1</sup>**  
Color: silver | Part #: NL360VMNTPC



**Horizontal Suspended Mounting Kit with Clear Rigid Tube<sup>1</sup>**  
Color: silver | Part #: NL360HSUSPC



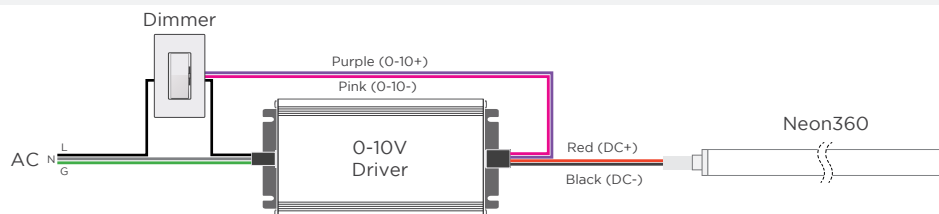
**Horizontal Suspended Mounting Kit with Mounting Channel<sup>2</sup>**  
Color: silver | Part #: NL360HSUSCH



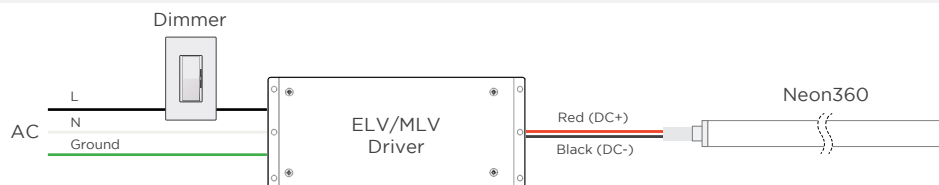
1. Clear Rigid Tube is to keep Neon360 in a straight line and is not bendable. The maximum length is 6 ft 6.74 in. (2 m).
2. Standard suspension cables are 39.37 in. (1 m) long. Order custom suspension cables up to 16 ft 4.85 in. (5 m) or longer. Neon360 fixtures can run up to 16.4 ft (5 m) long. Each section of mounting channel is a maximum of 6 ft 6.74 in. (2 m). Channel sections are pre-cut and pre-assembled. For complete fixtures longer than 6.74 in. (2 m), add the appropriate number of extra non-feed channel sections to reach desired length. Non-feed channel part #: NL360HSUSCHNF

## WIRING DIAGRAMS

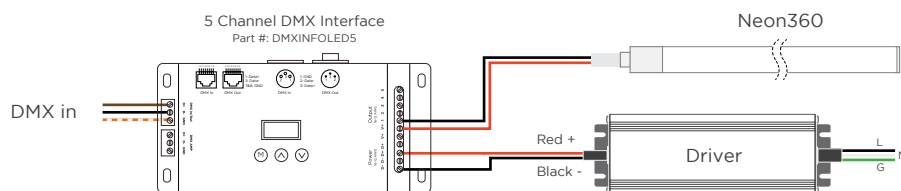
### 0-10V



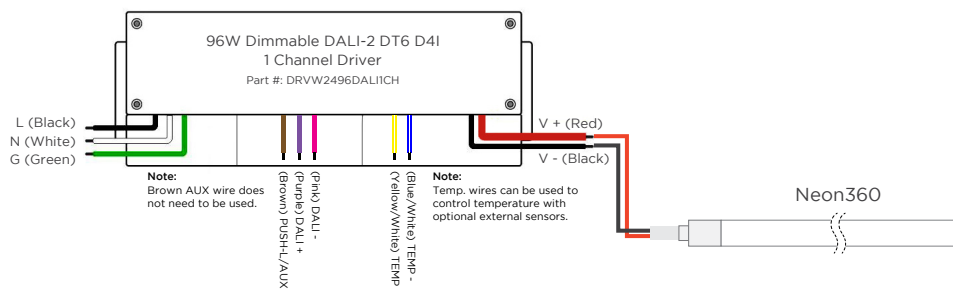
### MLV / ELV



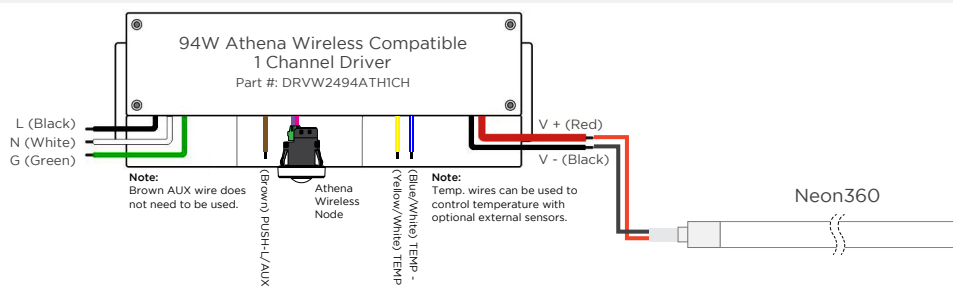
### DMX



### DALI-2 WIRING WITH STATIC WHITE NEON360



### STATIC WHITE NEON360 WIRING WITH ATHENA WIRELESS COMPATIBLE DRIVER



### WIRE COLORS

#### STATIC WHITE

Red Wire (+) Positive  
Black Wire (-) Negative

### GLOBAL HQ

320 Murray Hill Pkwy  
East Rutherford, NJ 07073  
U.S.  
T: (+1) 212 629 6830  
E: Sales-US@GENLEDBrands.com

### EUROPEAN HQ

Hogeweyselaan 119  
1382 JK Weesp  
Netherlands  
T: (+31) 346 235 000  
E: SalesEurope@GENLEDBrands.com

### MEINA HQ

PO Box 371378, #823, Building 4EA  
Dubai Airport Free Zone  
Dubai, UAE  
T: (+971) 4 701 7901  
E: SalesMEINA@genledbrands.com

### ASIA-PACIFIC HQ

Room 402, Building D  
Shenshi Tongchuang Science and Technology Park  
No. 16 Hongyin Road  
Xingqiang Community, Xihu Street  
Guangming District, Shenzhen, China 518107  
T: (+86) 755 8529 0710  
E: Sales-Pacific@GENLEDBrands.com

REV.08MAY2025

## USAGE GUIDELINES

- Neon360 cannot be cut in the field. All custom cuts and connections for these models must be performed at the factory to ensure waterproofing standards are met. Any modification of the waterproofing will result in a void warranty.
- When installing this product, consider the surface temperature of the material where it will be mounted. Many building surfaces which are exposed to direct sunlight exceed the 140 °F (60 °C) maximum for which this product is rated. High-risk locations like this should be avoided.
- This product can be used in wet, outdoor locations, but is not intended to be submerged in pools and fountains and does not carry UL 676 certification for submersion.
- Compatible with a wide variety of controls.
- For use with Acolyte drivers, Triac dimming modules, and 0-10 V modules.
- Use with non-Acolyte drivers is not supported or warranted.
- Due to the cuttable points inside, this product's cuttable lengths are generally longer or shorter than the customer requested length. Unless specified, this product is factory cut at the shorter cuttable point.
- We reserve the right to make changes to product lineup, specifications, design and finishes at any time without notice.

Acolyte does not warrant or represent that this information is free from errors or omission. We reserve the right to make changes to our product lineup, specifications, design and finishes at any time without notice. Acolyte is not in any way liable for the accuracy of any information printed and stored or in any way interpreted or used.