


NEON360

Neon360 is a bendable LED neon tube with a round profile that provides uniform light distribution. With a one-inch (0.91 in./23 mm) diameter, the striking 24V Neon360 is available in 5 dimmable Static White CCTs (2400K-4000K). Neon360 offers flexible design with a bending radius of 2.36 in. (60 mm) and cut lengths of less than 2 in. (50 mm). Choose from several unique mounting options for creative light displays.

- Fully illuminated flexible round LED neon
- 0.91 in. (23 mm) diameter
- 5 Static White CCTs (2400K-4000K)
- Min. bending radius: 2.36 in. (60 mm)
- 4.8 W/ft (16 W/m), cuttable every 1.4 in. (35.71 mm)
- 389.9 lm/ft (1278.9 lm/m) @ 4000K



AVAILABLE COLORS AND COLOR TEMPERATURES

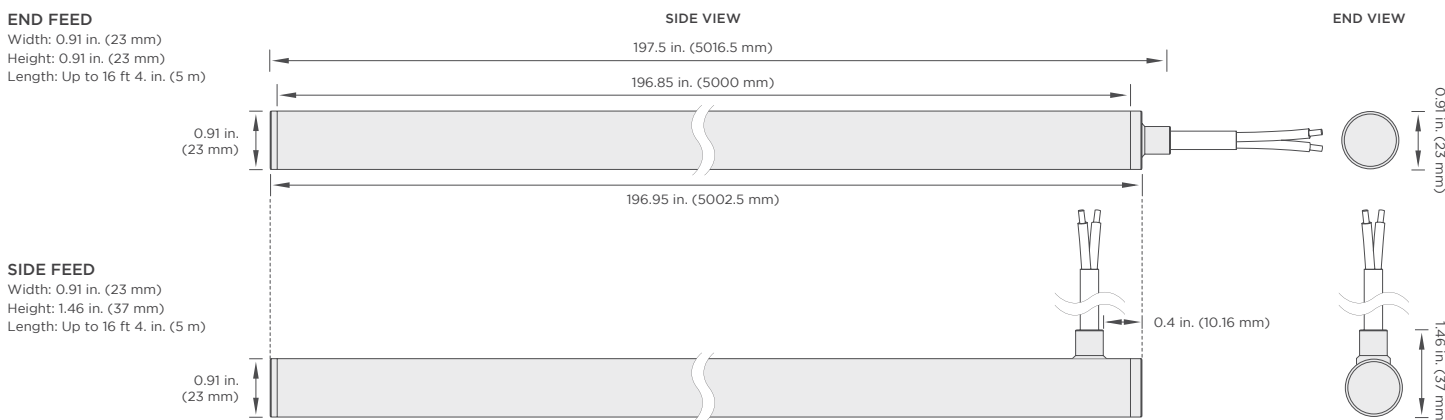


ORDERING GUIDE

Category	Wattage & Color		Power Feed Direction
NL360			
NL360 - Neon360	4.824 - 4.8 W/ft 2400K	4.835 - 4.8 W/ft 3500K	E - End Feed
	4.827 - 4.8 W/ft 2700K	4.840 - 4.8 W/ft 4000K	S - Side Feed
	4.830 - 4.8 W/ft 3000K		
ACCESSORIES (see page 3 & 4 for details)			
1. Mounting Clip (set of 2) Part #: NL360MC	5. Ceiling Mounting Kit Part #: NL360CMNT	9. Horizontal Suspended Mounting Kit with Clear Rigid Tube Part #: NL360HSUSPC	
2. Mounting Channel Part #: NL360CH	6. Ceiling Mounting Kit with Clear Rigid Tube Part #: NL360CMNTPC	10. Horizontal Suspended Mounting Kit with Mounting Channel Part #: NL360HSUSCH Add appropriate number of non-feed channel sections for fixtures longer than 6.74 in. (2 m) Part #: NL360HSUSCHNF	
3. End Cap Part #: NL360CAP	7. Vertical Suspended Mounting Kit Part #: NL360VMNT	11. Mounting Ring Kit with Steel Cable Part #: NL360HOOK (Canopy Kit not included)	
4. Coupler Kit Part #: NL360COUP	8. Vertical Suspended Mounting Kit with Clear Rigid Tube Part #: NL360VMNTPC	12. Canopy Kit Part #: NL360CANOPY	

NOTE: Standard suspension cables are 39.37 in. (1 m) long. Order custom suspension cables up to 16 ft 4.85 in. (5 m) or longer.

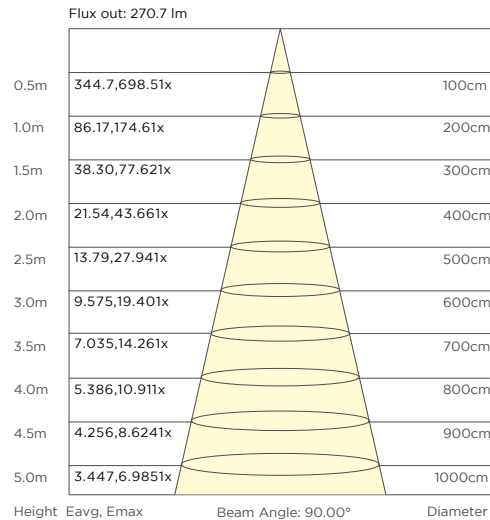
DIMENSIONS



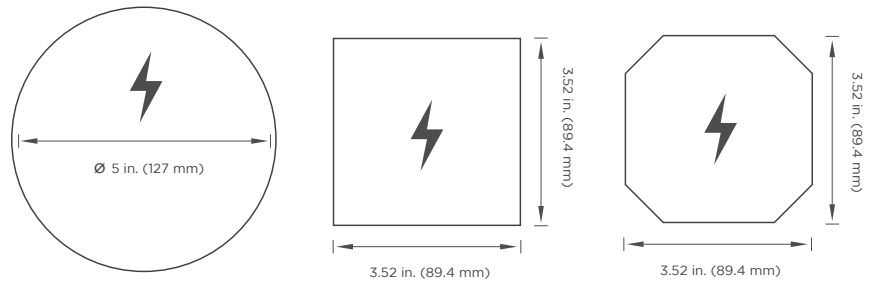
SPECIFICATIONS

SPECIFICATIONS		NEON360			
Operating Voltage	24 VDC				
Power Consumption	4.8 W/ft (16 W/m)				
Beam Angle	360°				
Protection Rating	IP65				
Dimming	MLV / 0-10V / ELV / DALI / DMX				
Operating Temperature	-4 — 140 °F (-20 — 60 °C)				
Color Temperatures	2400K	2700K	3000K	3500K	4000K
Lumens	298.1 lm/ft (978 lm/m)	352.3 lm/ft (1155.9 lm/m)	378.2 lm/ft (1240.9 lm/m)	388.8 lm/ft (1275.7 lm/m)	389.8 lm/ft (1278.9 lm/m)
Efficacy	62.1 lm/W	73.4 lm/W	78.8 lm/W	81 lm/W	81.2 lm/W
Lamp Life	50,000 hours				
Length	Up to 16 ft 4. in. (5 m)				
Cuttable Length	1.4 in. (35.71 mm) NOT FIELD CUTTABLE				
Minimum Bending Radius	2.36 in. (60 mm)				
Suspension Cable Length	Standard suspension cables are 39.37 in. (1 m) long. Order custom suspension cables up to 16 ft 4.85 in. (5 m) or longer.				
CRI (Static White)	80+ CRI				

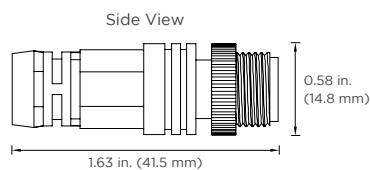
AVERAGE ILLUMINANCE @ 4000K



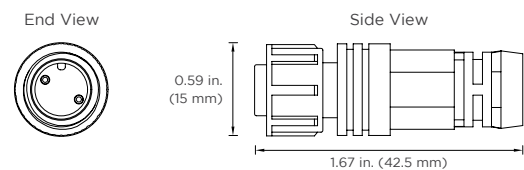
JUNCTION BOX MAXIMUM DIMENSIONS FOR CANOPY COVERING



2-pin Male Connector



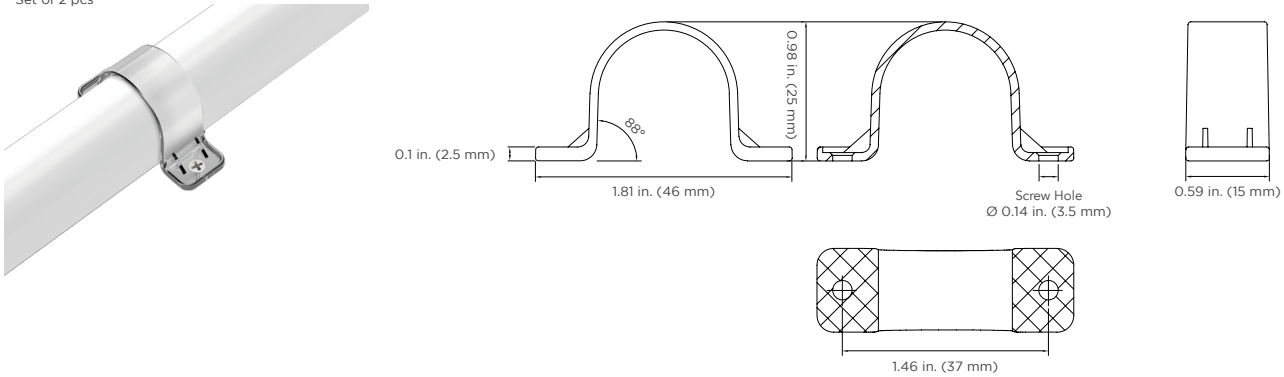
2-pin Female Connector



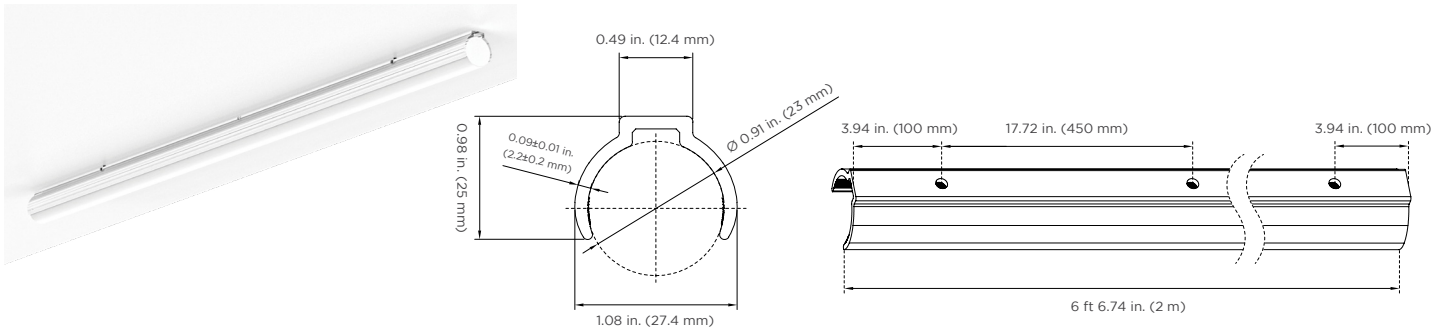
ACCESSORIES

Mounting Clip | Color: clear | Part #: NL360MC

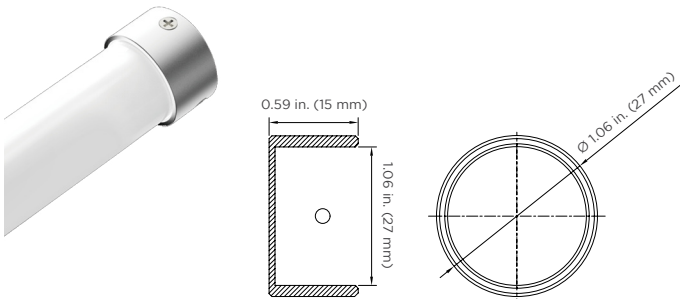
Set of 2 pcs



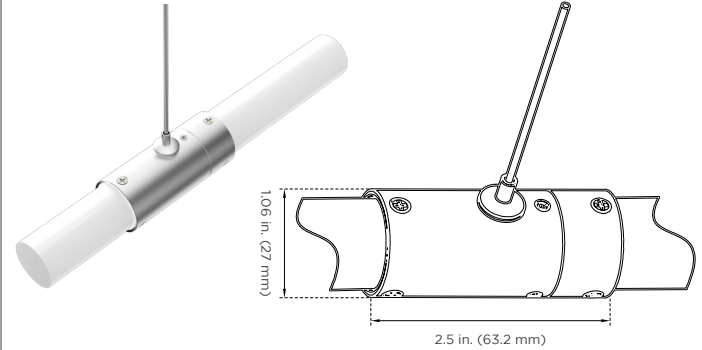
Mounting Channel | Color: clear | Part #: NL360CH



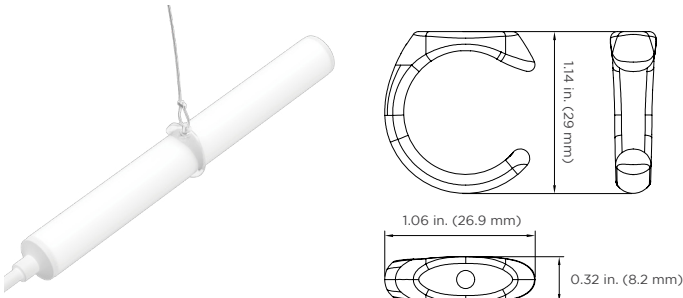
End Cap | Color: silver | Part #: NL360CAP



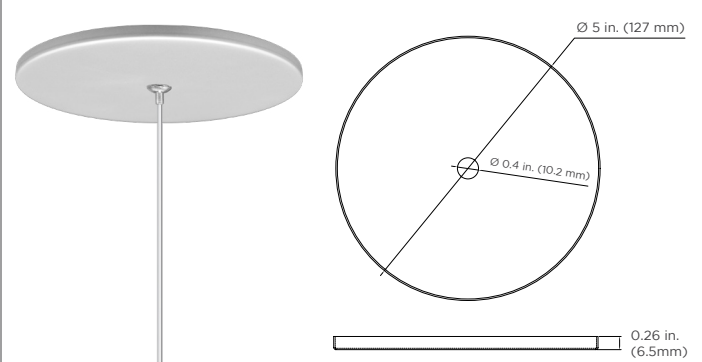
Coupler Kit | Color: silver | Part #: NL360COUP



Mounting Ring Kit with Steel Cable¹ | Ring Color: clear | Part #: NL360HOOK



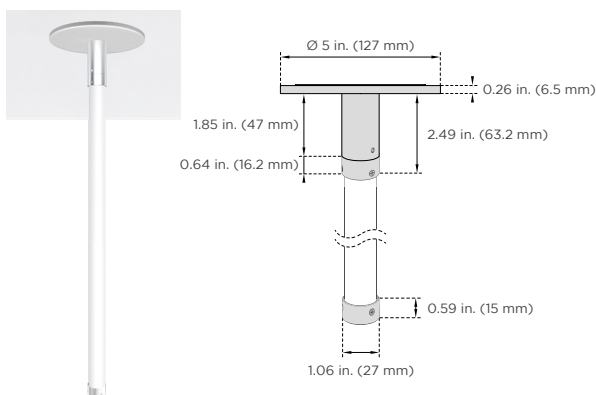
Canopy Kit | Color: silver | Part #: NL360CANOPY



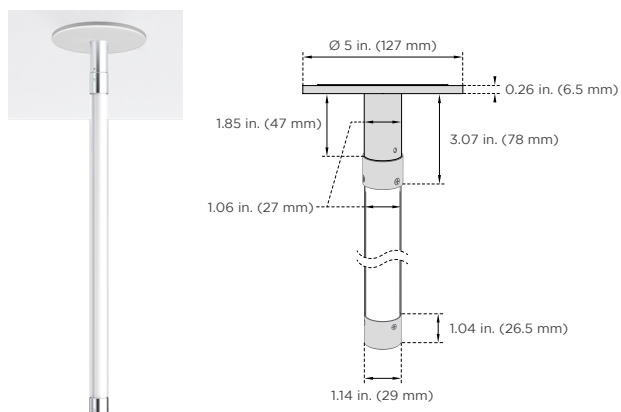
1. To maintain a horizontal fixture, ring suspension points should be spaced every 15 in. / 380 mm (Canopy Kit not included)

ACCESSORIES

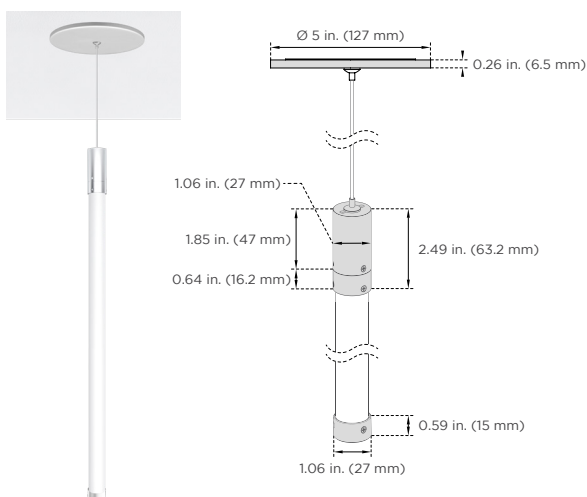
Ceiling Mounting Kit | Color: silver | Part #: NL360CMNT



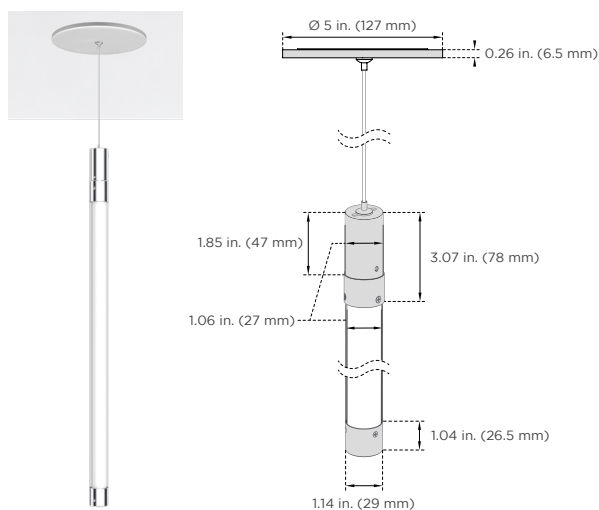
Ceiling Mounting Kit with Clear Rigid Tube¹ | Color: silver | Part #: NL360CMNTPC



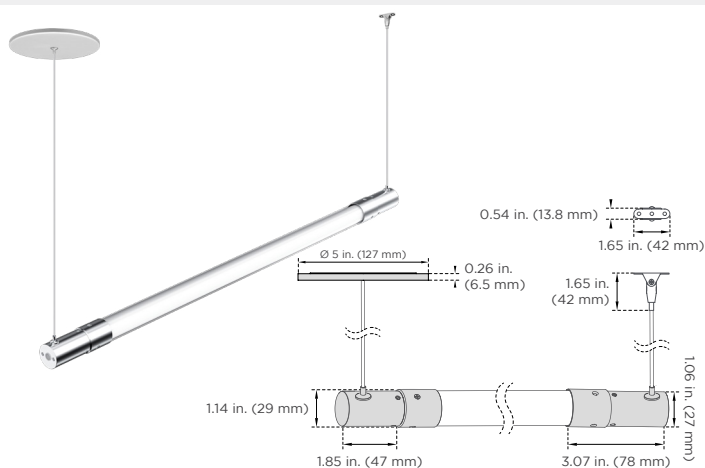
Vertical Suspended Mounting Kit | Color: silver | Part #: NL360VMNT



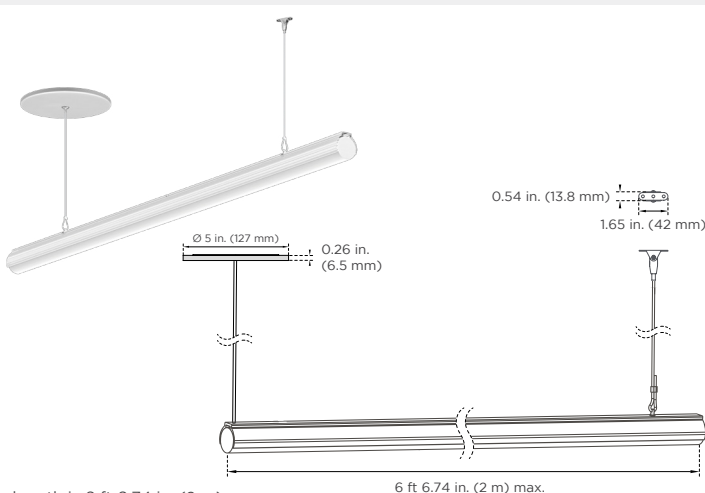
Vertical Suspended Mounting Kit with Clear Rigid Tube¹
Color: silver | Part #: NL360VMNTPC



Horizontal Suspended Mounting Kit with Clear Rigid Tube¹
Color: silver | Part #: NL360HSUSPC



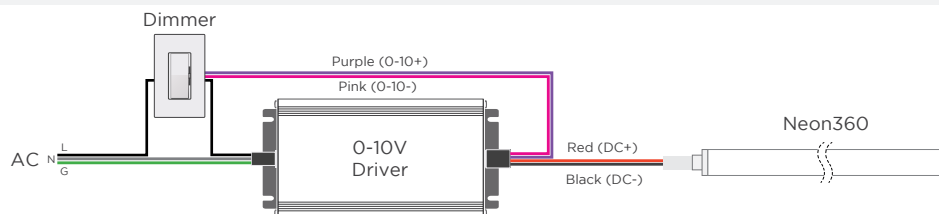
Horizontal Suspended Mounting Kit with Mounting Channel²
Color: silver | Part #: NL360HSUSCH



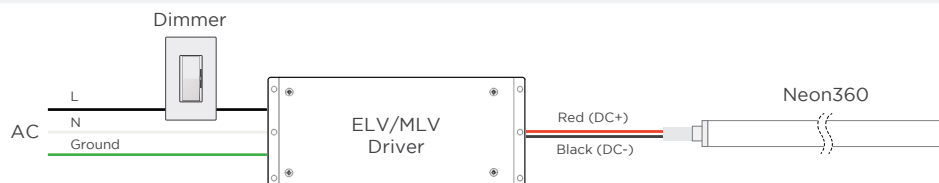
1. Clear Rigid Tube is to keep Neon360 in a straight line and is not bendable. The maximum length is 6 ft 6.74 in. (2 m).
2. Standard suspension cables are 39.37 in. (1 m) long. Order custom suspension cables up to 16 ft 4.85 in. (5 m) or longer. Neon360 fixtures can run up to 16.4 ft (5 m) long. Each section of mounting channel is a maximum of 6 ft 6.74 in. (2 m). Channel sections are pre-cut and pre-assembled. For complete fixtures longer than 6.74 in. (2 m), add the appropriate number of extra non-feed channel sections to reach desired length. Non-feed channel part #: NL360HSUSCHNF

WIRING DIAGRAMS

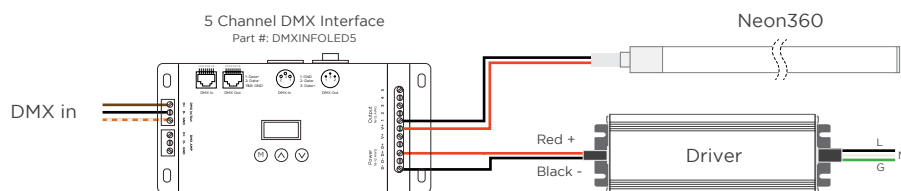
0-10V



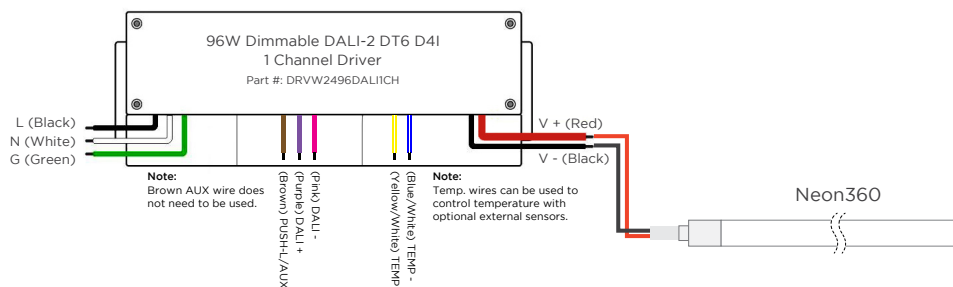
MLV / ELV



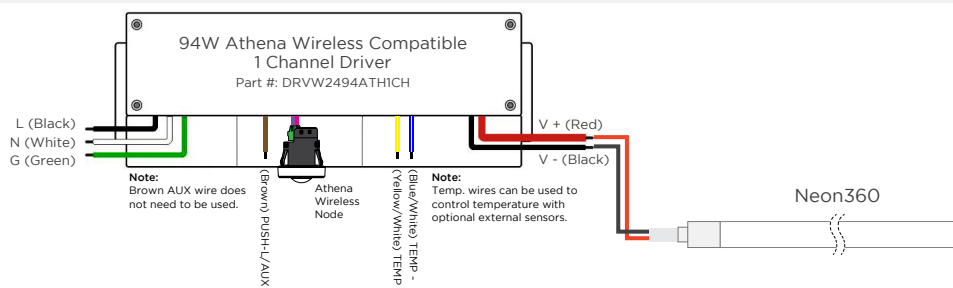
DMX



DALI-2 WIRING WITH STATIC WHITE NEON360



STATIC WHITE NEON360 WIRING WITH ATHENA WIRELESS COMPATIBLE DRIVER



WIRE COLORS

STATIC WHITE

Red Wire (+) Positive
Black Wire (-) Negative

GLOBAL HQ

320 Murray Hill Pkwy
East Rutherford, NJ 07073
U.S.
T: (+1) 212 629 6830
E: Sales-US@GENLEDBrands.com

EUROPEAN HQ

Hogeweyselaan 119
1382 JK Weesp
Netherlands
T: (+31) 346 235 000
E: SalesEurope@GENLEDBrands.com

MEINA HQ

PO Box 371378, #823, Building 4EA
Dubai Airport Free Zone
Dubai, UAE
T: (+971) 4 701 7901
E: SalesMEINA@genledbrands.com

ASIA-PACIFIC HQ

Room 402, Building D
Shenshi Tongchuang Science and Technology Park
No. 16 Hongyin Road
Xingqiang Community, Xihu Street
Guangming District, Shenzhen, China 518107
T: (+86) 755 8529 0710
E: Sales-Pacific@GENLEDBrands.com

REV.15MAY2025

USAGE GUIDELINES

- Neon360 cannot be cut in the field. All custom cuts and connections for these models must be performed at the factory to ensure waterproofing standards are met. Any modification of the waterproofing will result in a void warranty.
- When installing this product, consider the surface temperature of the material where it will be mounted. Many building surfaces which are exposed to direct sunlight exceed the 140 °F (60 °C) maximum for which this product is rated. High-risk locations like this should be avoided.
- Compatible with a wide variety of controls.
- For use with Acolyte drivers, Triac dimming modules, and 0-10 V modules.
- Use with non-Acolyte drivers is not supported or warranted.
- Due to the cuttable points inside, this product's cuttable lengths are generally longer or shorter than the customer requested length. Unless specified, this product is factory cut at the shorter cuttable point.
- We reserve the right to make changes to product lineup, specifications, design and finishes at any time without notice.

Acolyte does not warrant or represent that this information is free from errors or omission. We reserve the right to make changes to our product lineup, specifications, design and finishes at any time without notice. Acolyte is not in any way liable for the accuracy of any information printed and stored or in any way interpreted or used.