

## NEON360

Neon360 is a bendable LED neon tube with a round profile that provides uniform light distribution around its entire face. With a 1 in. (0.98 in./25 mm) diameter, this diode-free 24V Neon360 tube offers several unique mounting options for creative displays. Neon360 is now available in Static White, Variable White, color changing RGBW and Pixel programmable RGBW options.

- Fully illuminated flexible round LED neon
- 0.98 in. (25 mm) diameter
- IP67
- 16 ft 4.85 in. (5 m) max length (single feed)
- 32 ft 9.7 in. (10 m) max length (double feed)
- Static White (2700K, 3000K, 4000K, 5000K, 6000K):  
4.3 W/ft (14 W/m)  
305 lm/ft (1000 lm/m), 71 lm/W at 4000K
- Variable White (2700K-6000K):  
5.5 W/ft (18 W/m)  
381 lm/ft (1250 lm/m), 69 lm/W all on
- RGBW (2700K, 3000K, 4000K, 5000K, 6000K):  
5.5 W/ft (18 W/m)  
192 lm/ft (630 lm/m), 35 lm/W all on @ RGBW (4000K)
- Pixel RGBW (2700K, 3000K, 4000K, 5000K, 6000K):  
5.5 W/ft (18 W/m)  
171 lm/ft (560 lm/m), 31 lm/W all on



### AVAILABLE COLOR TEMPERATURES



### ACCESSORY FINISHES



\*Additional fees and lead time apply

## ORDERING GUIDE

Category	Wattage & Color		Power Feed Direction	Control
<b>NL360</b>				
<b>NL360 - Neon360</b>	<b>4.327</b> - 4.3 W/ft (14 W/m) 2700K	<b>5.5RGB27</b> - 5.5 W/ft (18 W/m) RGB+2700K	E - End Feed	S - SPI
	<b>4.330</b> - 4.3 W/ft (14 W/m) 3000K	<b>5.5RGB30</b> - 5.5 W/ft (18 W/m) RGB+3000K	S - Side Feed**	(only when selecting pixel models)
	<b>4.340</b> - 4.3 W/ft (14 W/m) 4000K	<b>5.5RGB40</b> - 5.5 W/ft (18 W/m) RGB+4000K	**Not available with accessories 1, 2, 3 listed below	
	<b>4.350</b> - 4.3 W/ft (14 W/m) 5000K	<b>5.5RGB50</b> - 5.5 W/ft (18 W/m) RGB+5000K		
	<b>4.360</b> - 4.3 W/ft (14 W/m) 6000K	<b>5.5RGB60</b> - 5.5 W/ft (18 W/m) RGB+6000K		
	<b>5.5VW</b> - 5.5 W/ft (18 W/m) Variable White 2700K-6000K			

ACCESSORIES (Indoor applications only. See page 3 for details)

### 1. Vertical Ceiling Mount Kit with Clear Tube\*

Part # (black finish): NL360VCMNTCTBK  
Part # (silver finish): NL360VCMNTCTSV  
Part # (white finish): NL360VCMNTCTWH

### 2. Vertical Suspended Mounting Kit with Clear Tube\*

STATIC WHITE:  
Part # (black finish): NL360VMNTCTBK  
Part # (silver finish): NL360VMNTCTSV  
Part # (white finish): NL360VMNTCTWH

VARIABLE WHITE:  
Part # (black finish): NL360VVMNTCTBK  
Part # (silver finish): NL360VVMNTCTSV  
Part # (white finish): NL360VVMNTCTWH

RGBW:  
Part # (black finish): NL360RGBWVMNTCTBK  
Part # (silver finish): NL360RGBWVMNTCTSV  
Part # (white finish): NL360RGBWVMNTCTWH

PIXEL RGBW:  
Part # (black finish): NL360SPIVMNTCTBK  
Part # (silver finish): NL360SPIVMNTCTSV  
Part # (white finish): NL360SPIVMNTCTWH

### 3. Draped Ceiling Mounting Kit\*

Part # (black finish): NL360DCMNTBK  
Part # (silver finish): NL360DCMNTSV  
Part # (white finish): NL360DCMNTWH

### 4. Mounting Buckle\*\*

Part #: NL360MB

### 5. Mounting Bracket\*\*

Part #: NL360MBKT

### 6. Suspended Mounting Kit with Mounting Bracket\*\*

Part #: NL360HSUSMBKT

### 7. Wall Mounting Clip\*\*

Part #: NL360WMC

### 8. Power Feed Canopy Kit

(for VW, WD, RGBW & Pixel models)  
Part # (black finish): SYNFEEDKITBK  
Part # (silver finish): SYNFEEDKITSNK  
Part # (white finish): SYNFEEDKITWH

### 9. Power Feed Canopy Kit

(for Static White models)  
Part # (black finish): PNCANOPYKITBK  
Part # (silver finish): PNCANOPYKITSV  
Part # (white finish): PNCANOPYKITWH

### 10. Non Power Canopy Kit

(for all models)  
Part # (black finish): LLNONFEEDKITBLK  
Part # (silver finish): LLNONFEEDKITSV  
Part # (white finish): LLNONFEEDKITWH

\* Accessories 1, 2, 3 are not available with side power feed option

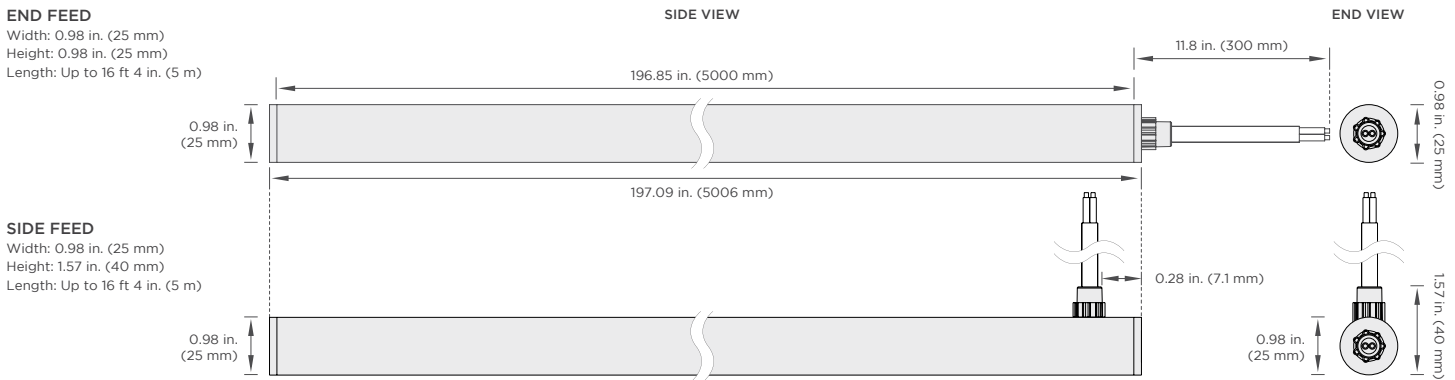
\*\* These mounting options will not create perfectly straight horizontal runs.

NOTE: Acolyte recommends Belden 9729 shielded cable and Cat5e RJ45 cable for all connections.

**SPECIFICATIONS / DIMENSIONS**

SPECIFICATIONS		NEON360		
Operating Voltage	24 VDC			
Beam Angle	360°			
Protection Rating	IP67 (LED Neon tube), IP20 (All mounting accessories)			
Color Temperature & Colors	2700K, 3000K, 4000K, 5000K, 6000K	Variable White (2700K-6000K)	RGBW (2700K, 3000K, 4000K, 5000K, 6000K)	Pixel RGBW (2700K, 3000K, 4000K, 5000K, 6000K)
Power Consumption	4.3 W/ft (14 W/m)	5.5 W/ft (18 W/m)	5.5 W/ft (18 W/m)	5.5 W/ft (18 W/m)
Lumens	305 lm/ft (1000 lm/m) at 4000K	381 lm/ft (1250 lm/m) all on	192 lm/ft (630 lm/m) all on	171 lm/ft (560 lm/m) all on
Efficacy	71 lm/W at 4000K	69 lm/W all LEDs on	35 lm/W all on	31 lm/W all on
LED Pitch	98 LEDs/ft (320 LEDs/m)	188 LEDs/ft (616 LEDs/m)	73 LEDs/ft (240 LEDs/m)	68 LEDs/ft (224 LEDs/m)
Incremental/Pixel Length (NOT FIELD CUTTABLE)	0.2 in. (5 mm)	1.79 in. (45.5 mm)	1.97 in. (50 mm)	4.92 in. (125 mm)
Minimum Bending Radius	1.95 in. (50 mm)	3.15 in. (80 mm)	3.15 in. (80 mm)	3.15 in. (80 mm)
Dimming	PWM			
CRI	90+ CRI (for white LEDs only)			
IC Code	UCS2904 (for Pixel RGBW only)			
Lifetime (L70 reported)	50,000 hours			
Max Run Length	Single feed: 16 ft 4.85 in. (5 m) / double feed: 32 ft 9.7 in. (10 m)			
Operating Temperature	-4 — 113 °F (-20 — 45 °C)			
Suspension Cable Length	Standard suspension cables are 39.37 in. (1 m) long. Order custom suspension cables up to 16 ft 4.85 in. (5 m) or longer.			
Warranty	5 years			

**DIMENSIONS**



**USAGE GUIDELINES**

**NOTE:** Acolyte recommends Belden 9729 shielded cable and Cat5e RJ45 cable for all connections.

- Neon360 cannot be cut in the field. All custom cuts and connections for these models must be performed at the factory to ensure waterproofing standards are met. Any modification of the waterproofing will result in a void warranty.
- When installing this product, consider the surface temperature of the material where it will be mounted. Many building surfaces which are exposed to direct sunlight exceed the 113 °F (45 °C) maximum for which this product is rated. High-risk locations like this should be avoided.
- To avoid sagging, horizontal (straight-run) mounting requires suspension every 2 ft (610 mm).
- This product can be used in wet, outdoor locations, but is not intended to be submerged in pools and fountains and does not carry UL 676 certification for submersion.
- Compatible with a wide variety of controls.
- For use with Acolyte drivers and controllers.
- Use with non-Acolyte drivers is not supported or warrantied.
- Due to the cuttable points inside, this product's cuttable lengths are generally longer or shorter than the customer requested length. Unless specified, this product is factory cut at the shorter cuttable point.
- We reserve the right to make changes to product lineup, specifications, design and finishes at any time without notice.

Acolyte does not warrant or represent that this information is free from errors or omission. We reserve the right to make changes to our product lineup, specifications, design and finishes at any time without notice. Acolyte is not in any way liable for the accuracy of any information printed and stored or in any way interpreted or used.

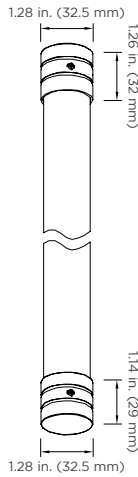
ACCESSORIES (indoor applications only)



\* Accessories 1, 2, 3 are not available with side power feed option  
\*\* These mounting options will not create perfectly straight horizontal runs

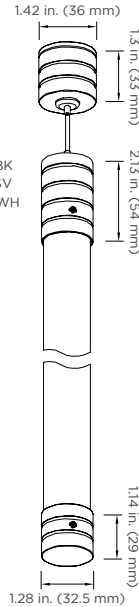
**1. Vertical Ceiling Mount Kit with Clear Tube\***

Part # (black finish): NL360VCMNTCTBK  
Part # (silver finish): NL360VCMNTCTSV  
Part # (white finish): NL360VCMNTCTWH



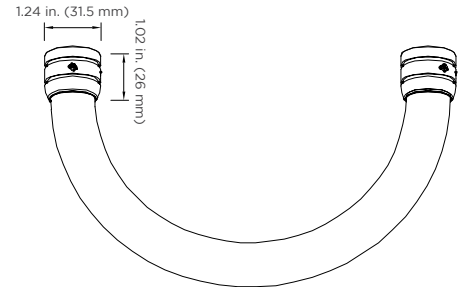
**2. Vertical Suspended Mounting Kit with Clear Tube\***

**STATIC WHITE:**  
Part # (black finish): NL360VMNTCTBK  
Part # (silver finish): NL360VMNTCTSV  
Part # (white finish): NL360VMNTCTWH  
**VARIABLE WHITE:**  
Part # (black finish): NL360VVMNTCTBK  
Part # (silver finish): NL360VVMNTCTSV  
Part # (white finish): NL360VVMNTCTWH  
**RGBW:**  
Part # (black finish): NL360RGBVVMNTCTBK  
Part # (silver finish): NL360RGBVVMNTCTSV  
Part # (white finish): NL360RGBVVMNTCTWH  
**PIXEL RGBW:**  
Part # (black finish): NL360SPIVMNTCTBK  
Part # (silver finish): NL360SPIVMNTCTSV  
Part # (white finish): NL360SPIVMNTCTWH



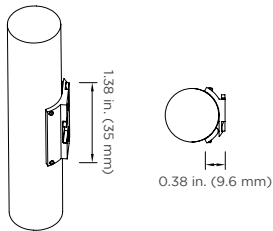
**3. Draped Ceiling Mounting Kit\***

Part # (black finish): NL360DCMNTBK  
Part # (silver finish): NL360DCMNTSV  
Part # (white finish): NL360DCMNTWH



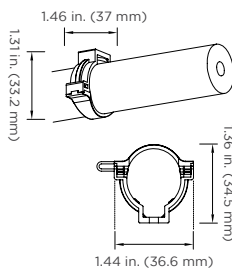
**4. Mounting Buckle\*\***

Part #: NL360MB



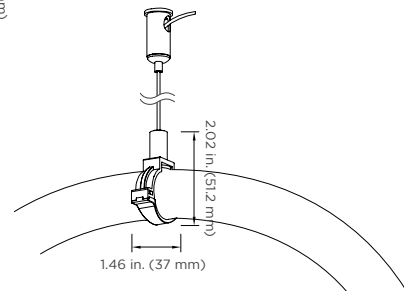
**5. Mounting Bracket\*\***

Part #: NL360MBKT



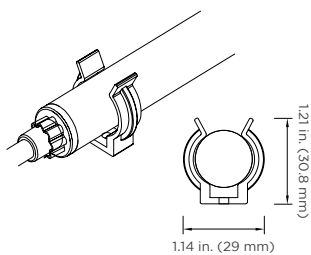
**6. Suspended Mounting Kit with Mounting Bracket\*\***

Part #: NL360HSUSMBKT



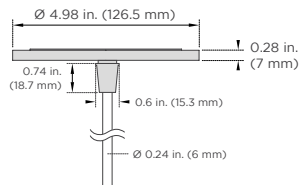
**7. Wall Mounting Clip\*\***

Part #: NL360WMC



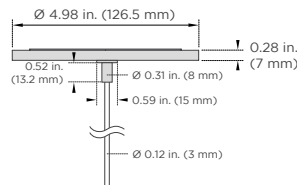
**8. Power Feed Canopy Kit**

(for VW, WD, RGBW & Pixel models)  
Part # (black finish): SYNFEEDKITBK  
Part # (silver finish): SYNFEEDKITSNK  
Part # (white finish): SYNFEEDKITWH



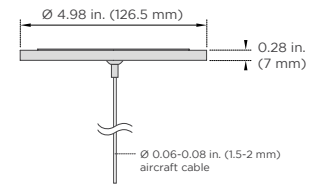
**9. Power Feed Canopy Kit**

(for Static White models)  
Part # (black finish): PNCANOPYKITBK  
Part # (silver finish): PNCANOPYKITSV  
Part # (white finish): PNCANOPYKITWH



**10. Non Power Feed Canopy Kit**

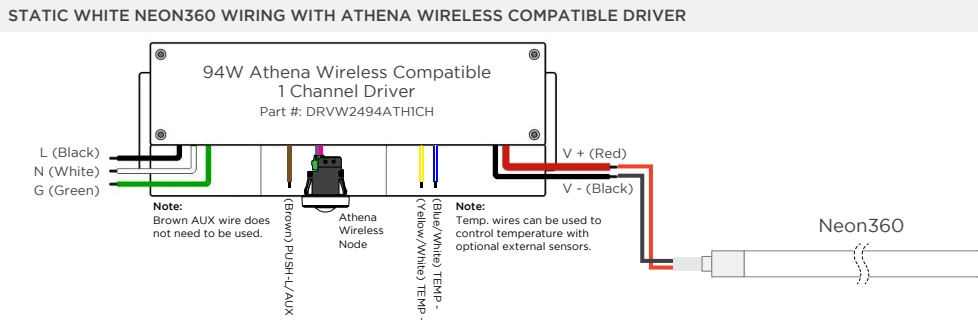
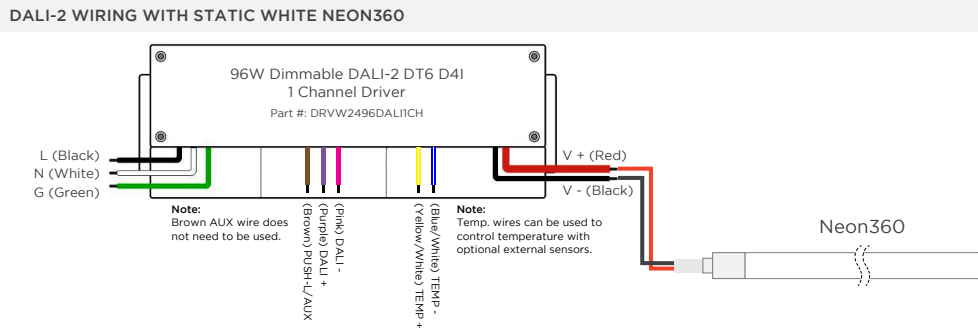
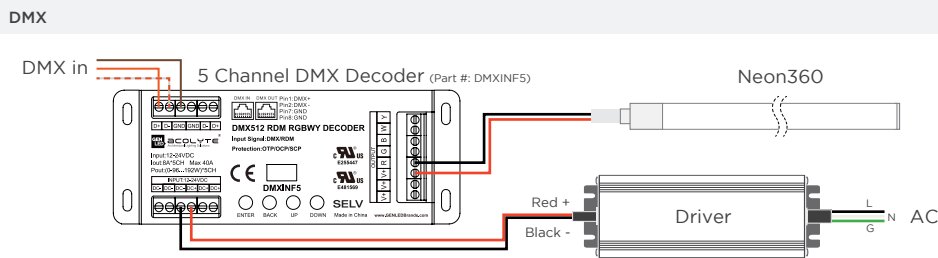
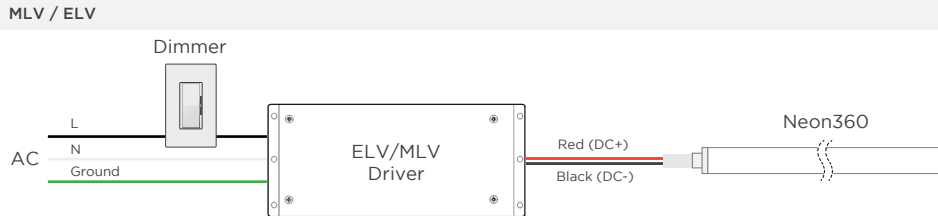
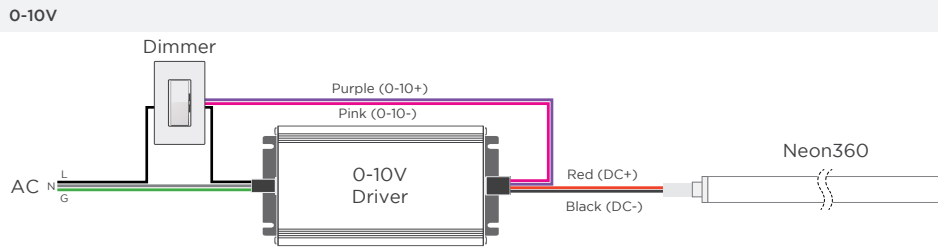
(for all models)  
Part # (black finish): LLNONFEEDKITBLK  
Part # (silver finish): LLNONFEEDKITSV  
Part # (white finish): LLNONFEEDKITWH



WIRING DIAGRAMS - STATIC WHITE

WIRE COLORS

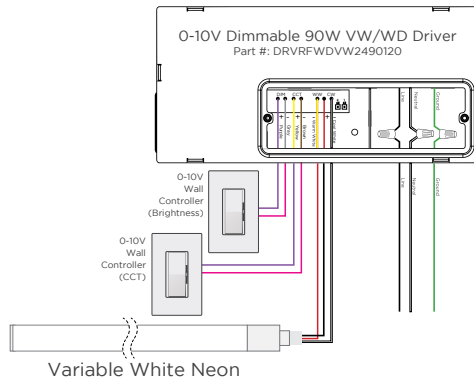
**STATIC WHITE**  
Red Wire (+) Positive  
Black Wire (-) Negative



**NOTE:** Acolyte recommends Belden 9729 shielded cable and Cat5e RJ45 cable for all connections.

WIRING DIAGRAMS - VARIABLE WHITE

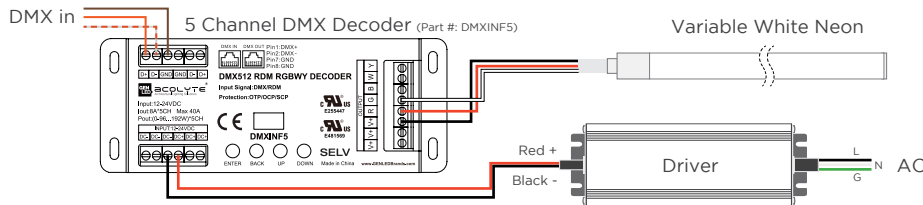
2-CHANNEL VARIABLE WHITE DIMMING



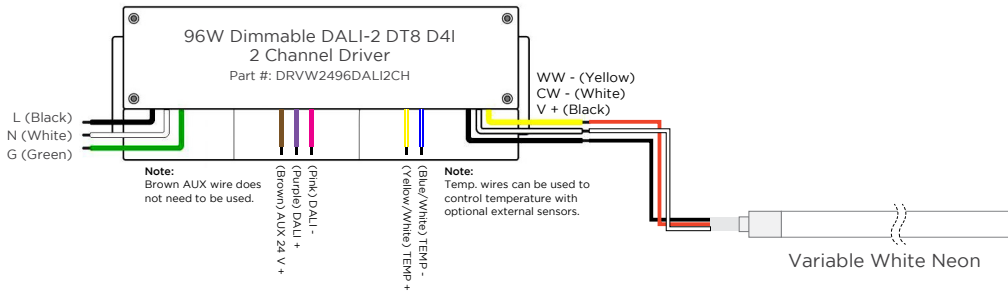
WIRE COLORS PER RIBBONLYTE COLOR

**VARIABLE WHITE**  
Black Wire (+) Positive  
Red Wire (-) goes to Warm White Channel  
White Wire (-) goes to Cool White Channel

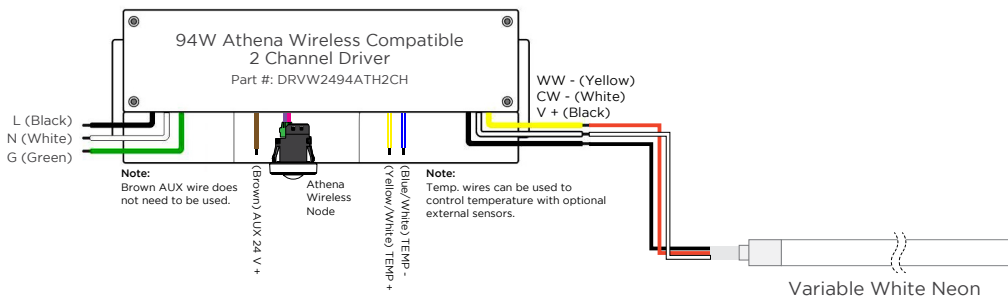
DMX WIRING DIAGRAM - COMPATIBLE WITH ALL MODELS OF VARIABLE WHITE RIBBONLYTE



DALI-2 WIRING WITH VARIABLE WHITE NEON



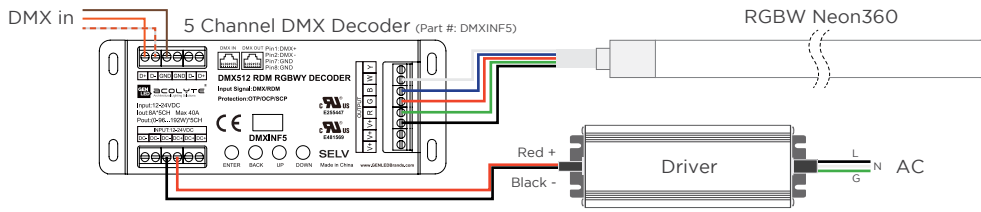
ATHENA WIRELESS COMPATIBLE DRIVER WIRING WITH VARIABLE WHITE NEON



**NOTE:** Acolyte recommends Belden 9729 shielded cable and Cat5e RJ45 cable for all connections.

WIRING DIAGRAMS - RGBW / PIXEL RGBW

DMX - RGBW



WIRE COLOR

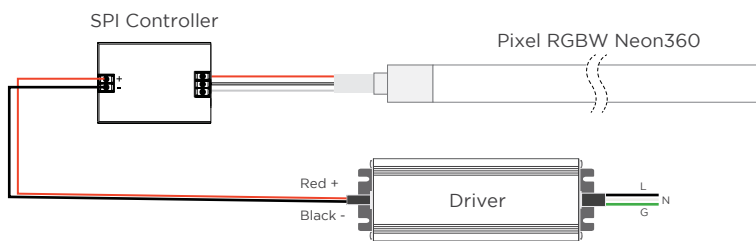
RGBW

Black (+) Positive  
Green Wire (-) goes to Green Channel  
Red Wire (-) goes to Red Channel  
Blue Wire (-) goes to Blue Channel  
White Wire (-) goes to White Channel

RGBW PIXEL

Red Wire: 24V (+)  
Black Wire: Ground (GND)  
White Wire: Data (DI)

SPI - PIXEL RGBW



**NOTE:** Acolyte recommends Belden 9729 shielded cable and Cat5e RJ45 cable for all connections.

REV.04MAY2026

**GLOBAL HQ**

320 Murray Hill Pkwy  
East Rutherford, NJ 07073  
U.S.  
T: (+1) 212 629 6830  
E: Sales-US@GENLEDBrands.com

**EUROPEAN HQ**

Hogeweyselaan 119  
1382 JK Weesp  
Netherlands  
T: (+31) 346 235 000  
E: SalesEurope@GENLEDBrands.com

**MEINA HQ**

PO Box 371378, #823, Building 4EA  
Dubai Airport Free Zone  
Dubai, UAE  
T: (+971) 4 701 7901  
E: SalesMEINA@genlebrands.com

**ASIA-PACIFIC HQ**

Room 402, Building D  
Shenshi Tongchuang Science and Technology Park  
No. 16 Hongyin Road  
Xingqiang Community, Xinhu Street  
Guangming District, Shenzhen, China 518107  
T: (+86) 755 8529 0710  
E: Sales-Pacific@GENLEDBrands.com