

NEON360

Neon360 is a bendable LED neon tube with a round profile that provides uniform light distribution around its entire face. With a 1 in. (0.98 in./25 mm) diameter, this diode-free 24V Neon360 tube offers several unique mounting options for creative displays. Neon360 is now available in Static White, Variable White, color changing RGBW and Pixel programmable RGBW options.

- Fully illuminated flexible round LED neon
- 0.98 in. (25 mm) diameter
- IP67
- 16 ft 4.85 in. (5 m) max length (single feed)
- 32 ft 9.7 in. (10 m) max length (double feed)
- Static White (2700K, 3000K, 4000K, 5000K, 6000K):
4.3 W/ft (14 W/m)
305 lm/ft (1000 lm/m), 71 lm/W at 4000K
- Variable White (2700K-6000K):
5.5 W/ft (18 W/m)
381 lm/ft (1250 lm/m), 69 lm/W all on
- RGBW (2700K, 3000K, 4000K, 5000K, 6000K):
5.5 W/ft (18 W/m)
192 lm/ft (630 lm/m), 35 lm/W all on @ RGBW (4000K)
- Pixel RGBW (2700K, 3000K, 4000K, 5000K, 6000K):
5.5 W/ft (18 W/m)
171 lm/ft (560 lm/m), 31 lm/W all on



AVAILABLE COLOR TEMPERATURES



ACCESSORY FINISHES



*Additional fees and lead time apply

ORDERING GUIDE

Category	Wattage & Color		Power Feed Direction	Control
NL360				
NL360 - Neon360	4.327 - 4.3 W/ft (14 W/m) 2700K	5.5RGB27 - 5.5 W/ft (18 W/m) RGB+2700K	E - End Feed	S - SPI
	4.330 - 4.3 W/ft (14 W/m) 3000K	5.5RGB30 - 5.5 W/ft (18 W/m) RGB+3000K	S - Side Feed**	(only when selecting pixel models)
	4.340 - 4.3 W/ft (14 W/m) 4000K	5.5RGB40 - 5.5 W/ft (18 W/m) RGB+4000K	**Not available with accessories 1, 2, 3, 4 listed on the right	
	4.350 - 4.3 W/ft (14 W/m) 5000K	5.5RGB50 - 5.5 W/ft (18 W/m) RGB+5000K		
	4.360 - 4.3 W/ft (14 W/m) 6000K	5.5RGB60 - 5.5 W/ft (18 W/m) RGB+6000K		
	5.5VW - 5.5 W/ft (18 W/m) Variable White 2700K-6000K			

ACCESSORIES (Indoor applications only. See page 3 for details)

1. Vertical Ceiling Mount Kit with Clear Tube*

Part # (black finish): NL360VCMNTCTBK
Part # (silver finish): NL360VCMNTCTSV
Part # (white finish): NL360VCMNTCTWH

2. Vertical Suspended Mounting Kit with Clear Tube*

STATIC WHITE:
Part # (black finish): NL360VMNTCTBK
Part # (silver finish): NL360VMNTCTSV
Part # (white finish): NL360VMNTCTWH
VARIABLE WHITE:
Part # (black finish): NL360VWVMNTCTBK
Part # (silver finish): NL360VWVMNTCTSV
Part # (white finish): NL360VWVMNTCTWH
RGBW:
Part # (black finish): NL360RGBWVMNTCTBK
Part # (silver finish): NL360RGBWVMNTCTSV
Part # (white finish): NL360RGBWVMNTCTWH
PIXEL RGBW:
Part # (black finish): NL360SPIVMNTCTBK
Part # (silver finish): NL360SPIVMNTCTSV
Part # (white finish): NL360SPIVMNTCTWH

3. Draped Ceiling Mounting Kit*

Part # (black finish): NL360DCMNTBK
Part # (silver finish): NL360DCMNTSV
Part # (white finish): NL360DCMNTWH

4. Mounting Buckle**

Part #: NL360MB

5. Mounting Bracket**

Part #: NL360MBKT

6. Suspended Mounting Kit with Mounting Bracket**

Part #: NL360HSUSMBKT

7. Wall Mounting Clip**

Part #: NL360WMC

8. Power Feed Canopy Kit

(for VW, WD, RGBW & Pixel models)
Part # (black finish): SYNFEEDKITBK
Part # (silver finish): SYNFEEDKITSNK
Part # (white finish): SYNFEEDKITWH

9. Power Feed Canopy Kit

(for Static White models)
Part # (black finish): PNCANOPYKITBK
Part # (silver finish): PNCANOPYKITSV
Part # (white finish): PNCANOPYKITWH

10. Non Power Canopy Kit

(for all models)
Part # (black finish): LLNONFEEDKITBLK
Part # (silver finish): LLNONFEEDKITSV
Part # (white finish): LLNONFEEDKITWH

* Accessories 1, 2, 3 are not available with side power feed option

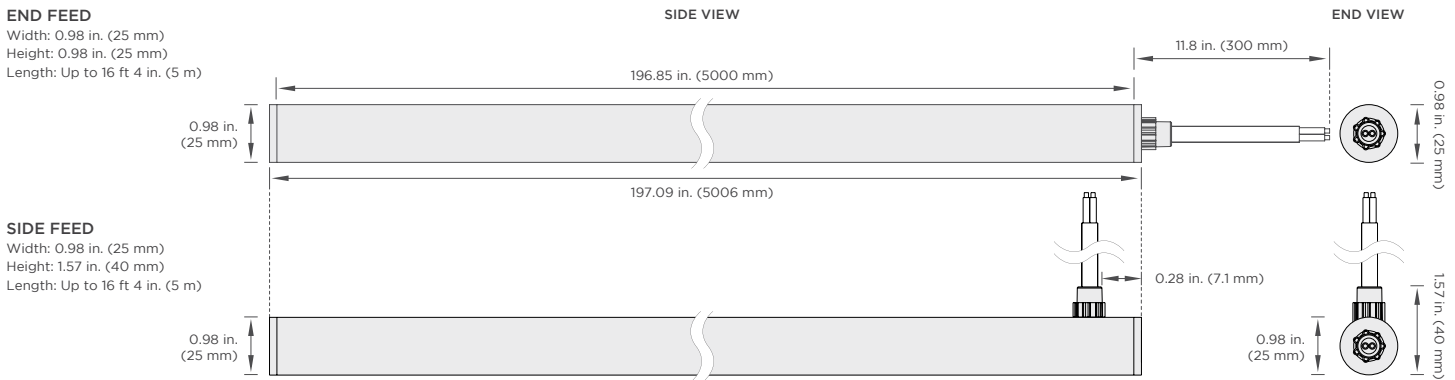
** These mounting options will not create perfectly straight horizontal runs.

NOTE: Acolyte recommends Belden 9729 shielded cable and Cat5e RJ45 cable for all connections.

SPECIFICATIONS / DIMENSIONS

SPECIFICATIONS		NEON360		
Operating Voltage	24 VDC			
Beam Angle	360°			
Protection Rating	IP67 (LED Neon tube), IP20 (All mounting accessories)			
Color Temperature & Colors	2700K, 3000K, 4000K, 5000K, 6000K	Variable White (2700K-6000K)	RGBW (2700K, 3000K, 4000K, 5000K, 6000K)	Pixel RGBW (2700K, 3000K, 4000K, 5000K, 6000K)
Power Consumption	4.3 W/ft (14 W/m)	5.5 W/ft (18 W/m)	5.5 W/ft (18 W/m)	5.5 W/ft (18 W/m)
Lumens	305 lm/ft (1000 lm/m) at 4000K	381 lm/ft (1250 lm/m) all on	192 lm/ft (630 lm/m) all on	171 lm/ft (560 lm/m) all on
Efficacy	71 lm/W at 4000K	69 lm/W all LEDs on	35 lm/W all on	31 lm/W all on
LED Pitch	98 LEDs/ft (320 LEDs/m)	188 LEDs/ft (616 LEDs/m)	73 LEDs/ft (240 LEDs/m)	68 LEDs/ft (224 LEDs/m)
Incremental/Pixel Length (NOT FIELD CUTTABLE)	0.2 in. (5 mm)	1.79 in. (45.5 mm)	1.97 in. (50 mm)	4.92 in. (125 mm)
Minimum Bending Radius	1.95 in. (50 mm)	3.15 in. (80 mm)	3.15 in. (80 mm)	3.15 in. (80 mm)
Dimming	PWM			
CRI	90+ CRI (for white LEDs only)			
IC Code	UCS2904 (for Pixel RGBW only)			
Lifetime (L70 reported)	50,000 hours			
Max Run Length	Single feed: 16 ft 4.85 in. (5 m) / double feed: 32 ft 9.7 in. (10 m)			
Operating Temperature	-4 — 113 °F (-20 — 45 °C)			
Suspension Cable Length	Standard suspension cables are 39.37 in. (1 m) long. Order custom suspension cables up to 16 ft 4.85 in. (5 m) or longer.			
Warranty	5 years			

DIMENSIONS



NOTE: To avoid sagging, horizontal (straight-run) mounting requires suspension every 2 ft (610 mm).

USAGE GUIDELINES

NOTE: Acolyte recommends Belden 9729 shielded cable and Cat5e RJ45 cable for all connections.

- Neon360 cannot be cut in the field. All custom cuts and connections for these models must be performed at the factory to ensure waterproofing standards are met. Any modification of the waterproofing will result in a void warranty.
- When installing this product, consider the surface temperature of the material where it will be mounted. Many building surfaces which are exposed to direct sunlight exceed the 113 °F (45 °C) maximum for which this product is rated. High-risk locations like this should be avoided.
- To avoid sagging, horizontal (straight-run) mounting requires suspension every 2 ft (610 mm).
- This product can be used in wet, outdoor locations, but is not intended to be submerged in pools and fountains and does not carry UL 676 certification for submersion.
- Compatible with a wide variety of controls.
- For use with Acolyte drivers and controllers.
- Use with non-Acolyte drivers is not supported or warrantied.
- Due to the cuttable points inside, this product's cuttable lengths are generally longer or shorter than the customer requested length. Unless specified, this product is factory cut at the shorter cuttable point.
- We reserve the right to make changes to product lineup, specifications, design and finishes at any time without notice.

Acolyte does not warrant or represent that this information is free from errors or omission. We reserve the right to make changes to our product lineup, specifications, design and finishes at any time without notice. Acolyte is not in any way liable for the accuracy of any information printed and stored or in any way interpreted or used.

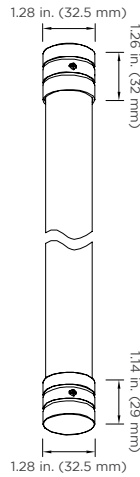
ACCESSORIES (indoor applications only)



* Accessories 1, 2, 3 are not available with side power feed option
** These mounting options will not create perfectly straight horizontal runs

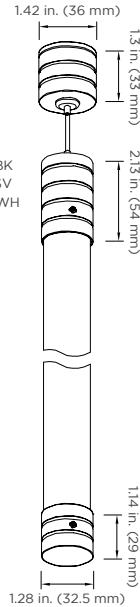
1. Vertical Ceiling Mount Kit with Clear Tube*

Part # (black finish): NL360VCMNTCTBK
Part # (silver finish): NL360VCMNTCTSV
Part # (white finish): NL360VCMNTCTWH



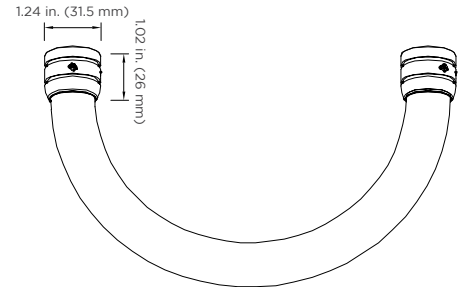
2. Vertical Suspended Mounting Kit with Clear Tube*

STATIC WHITE:
Part # (black finish): NL360VMNTCTBK
Part # (silver finish): NL360VMNTCTSV
Part # (white finish): NL360VMNTCTWH
VARIABLE WHITE:
Part # (black finish): NL360VVMNTCTBK
Part # (silver finish): NL360VVMNTCTSV
Part # (white finish): NL360VVMNTCTWH
RGBW:
Part # (black finish): NL360RGBVVMNTCTBK
Part # (silver finish): NL360RGBVVMNTCTSV
Part # (white finish): NL360RGBVVMNTCTWH
PIXEL RGBW:
Part # (black finish): NL360SPIVMNTCTBK
Part # (silver finish): NL360SPIVMNTCTSV
Part # (white finish): NL360SPIVMNTCTWH



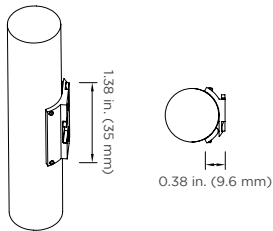
3. Draped Ceiling Mounting Kit*

Part # (black finish): NL360DCMNTBK
Part # (silver finish): NL360DCMNTSV
Part # (white finish): NL360DCMNTWH



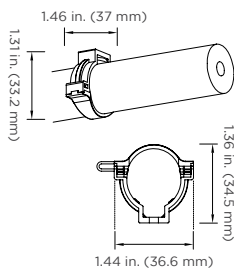
4. Mounting Buckle**

Part #: NL360MB



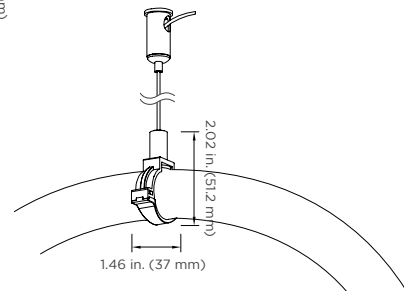
5. Mounting Bracket**

Part #: NL360MBKT



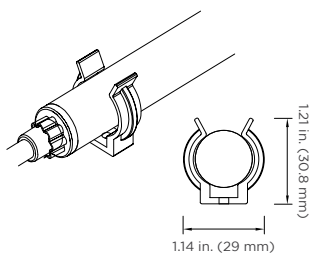
6. Suspended Mounting Kit with Mounting Bracket**

Part #: NL360HSUSMBKT



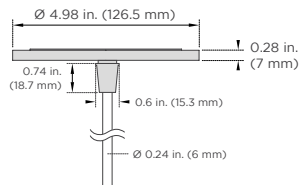
7. Wall Mounting Clip**

Part #: NL360WMC



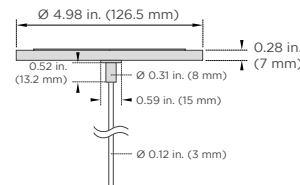
8. Power Feed Canopy Kit

(for VW, WD, RGBW & Pixel models)
Part # (black finish): SYNFEEDKITBK
Part # (silver finish): SYNFEEDKITSNK
Part # (white finish): SYNFEEDKITWH



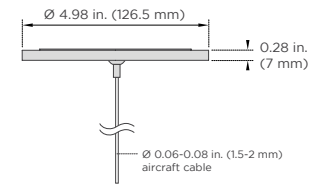
9. Power Feed Canopy Kit

(for Static White models)
Part # (black finish): PNCANOPYKITBK
Part # (silver finish): PNCANOPYKITSV
Part # (white finish): PNCANOPYKITWH



10. Non Power Feed Canopy Kit

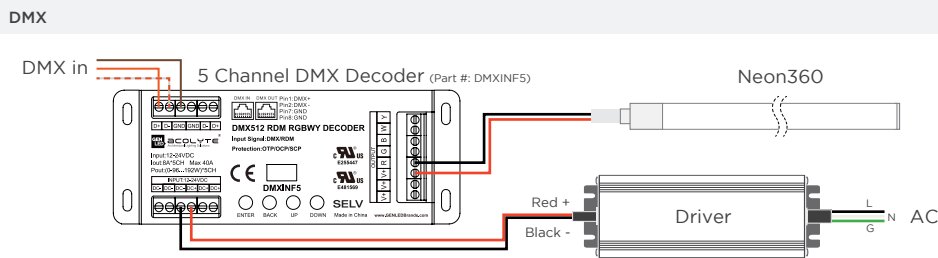
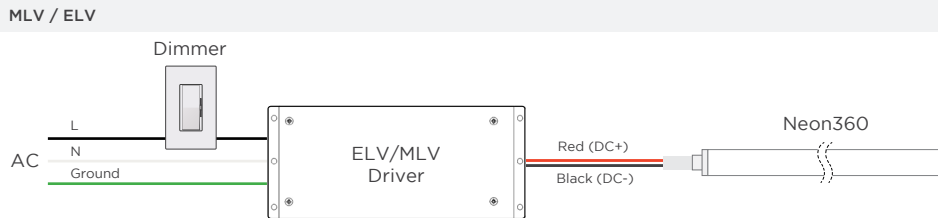
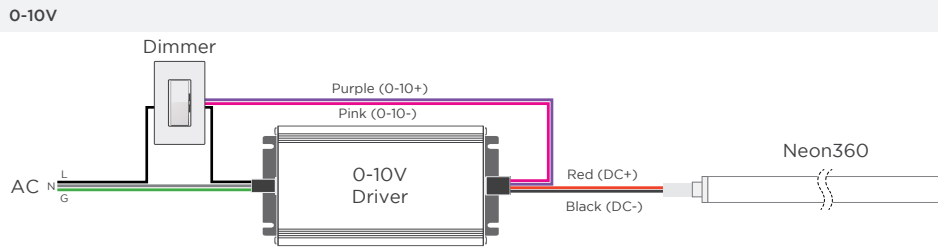
(for all models)
Part # (black finish): LLNONFEEDKITBLK
Part # (silver finish): LLNONFEEDKITSV
Part # (white finish): LLNONFEEDKITWH



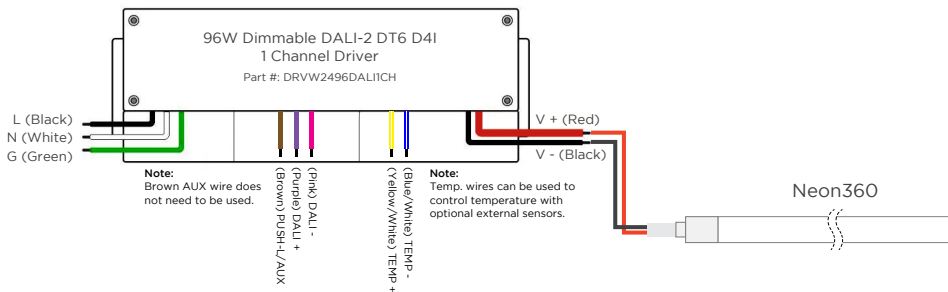
WIRING DIAGRAMS - STATIC WHITE

WIRE COLORS

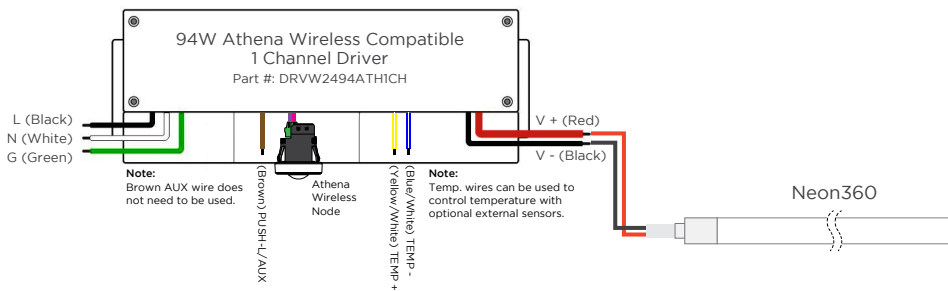
STATIC WHITE
Red Wire (+) Positive
Black Wire (-) Negative



DALI-2 WIRING WITH STATIC WHITE NEON360



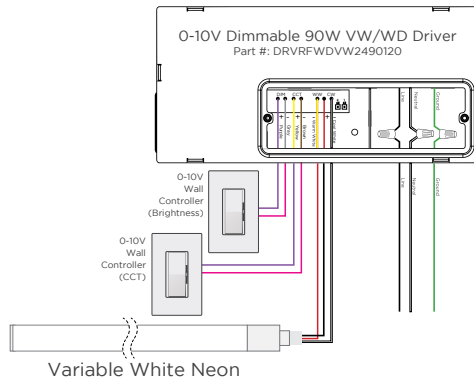
STATIC WHITE NEON360 WIRING WITH ATHENA WIRELESS COMPATIBLE DRIVER



NOTE: Acolyte recommends Belden 9729 shielded cable and Cat5e RJ45 cable for all connections.

WIRING DIAGRAMS - VARIABLE WHITE

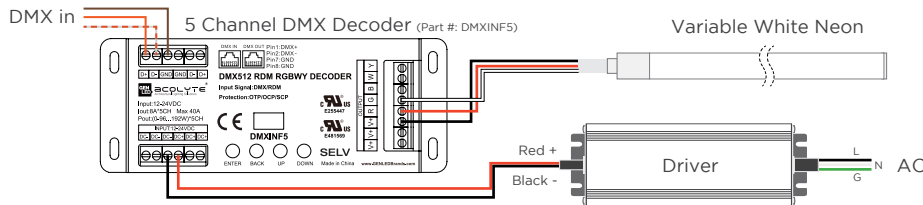
2-CHANNEL VARIABLE WHITE DIMMING



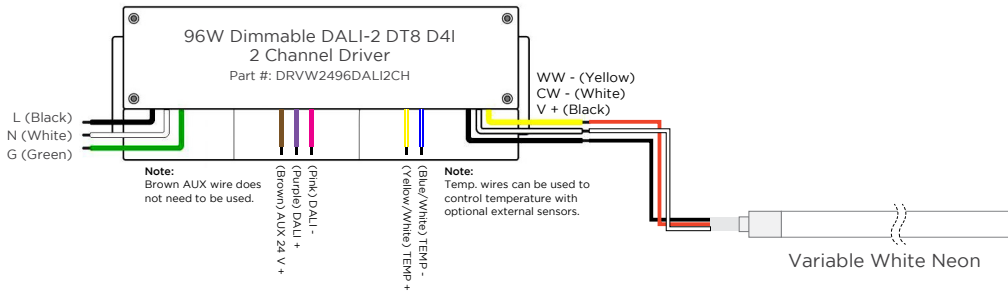
WIRE COLORS PER RIBBONLYTE COLOR

VARIABLE WHITE
Black Wire (+) Positive
Red Wire (-) goes to Warm White Channel
White Wire (-) goes to Cool White Channel

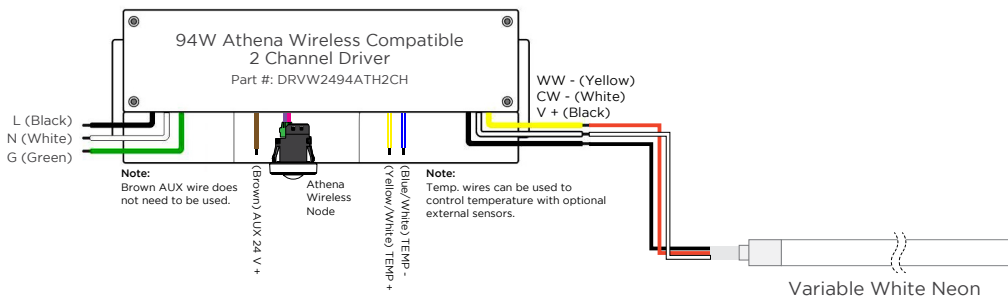
DMX WIRING DIAGRAM - COMPATIBLE WITH ALL MODELS OF VARIABLE WHITE RIBBONLYTE



DALI-2 WIRING WITH VARIABLE WHITE NEON



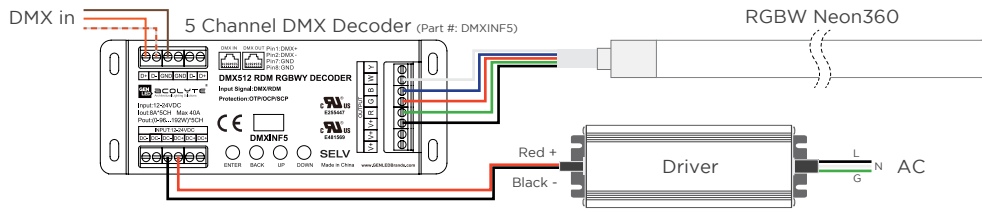
ATHENA WIRELESS COMPATIBLE DRIVER WIRING WITH VARIABLE WHITE NEON



NOTE: Acolyte recommends Belden 9729 shielded cable and Cat5e RJ45 cable for all connections.

WIRING DIAGRAMS - RGBW / PIXEL RGBW

DMX - RGBW



WIRE COLOR

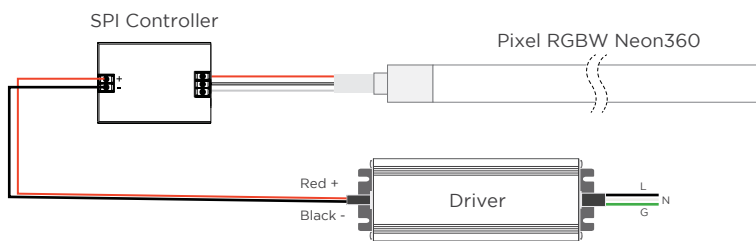
RGBW

Black (+) Positive
Green Wire (-) goes to Green Channel
Red Wire (-) goes to Red Channel
Blue Wire (-) goes to Blue Channel
White Wire (-) goes to White Channel

RGBW PIXEL

Red Wire: 24V (+)
Black Wire: Ground (GND)
White Wire: Data (DI)

SPI - PIXEL RGBW



NOTE: Acolyte recommends Belden 9729 shielded cable and Cat5e RJ45 cable for all connections.

REV.08APR2026

GLOBAL HQ

320 Murray Hill Pkwy
East Rutherford, NJ 07073
U.S.
T: (+1) 212 629 6830
E: Sales-US@GENLEDBrands.com

EUROPEAN HQ

Hogeweyselaan 119
1382 JK Weesp
Netherlands
T: (+31) 346 235 000
E: SalesEurope@GENLEDBrands.com

MEINA HQ

PO Box 371378, #823, Building 4EA
Dubai Airport Free Zone
Dubai, UAE
T: (+971) 4 701 7901
E: SalesMEINA@genlebrands.com

ASIA-PACIFIC HQ

Room 402, Building D
Shenshi Tongchuang Science and Technology Park
No. 16 Hongyin Road
Xingqiang Community, Xinhua Street
Guangming District, Shenzhen, China 518107
T: (+86) 755 8529 0710
E: Sales-Pacific@GENLEDBrands.com