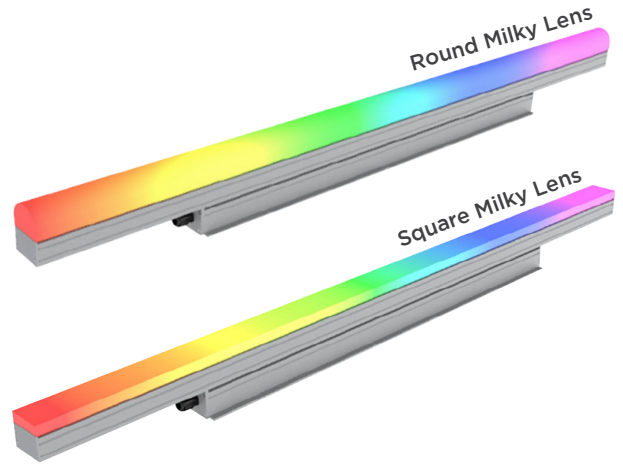


PIXEL BAR

The Pixel Bar is a color changing RGBW fixture designed and engineered for façade and bridge illumination and installations that require seamless light. Choose from square or rounded acrylic lenses that diffuse the LEDs for a smooth, diode-free appearance. The Pixel Bar features addressable 1.97 in. (50 mm) pixels that can be controlled by DMX for amazing effects. It is available in three set sizes up to 47.24 in. (1200 mm).

- Pixel Bar fixtures use AC power — no external driver needed!
- Decorative, accent lighting bar
- Addressable 1.97 in. (50 mm) pixels
- 8.5 W/ft (28 W/m)
- Three sizes:
 - 23.62 in. (600 mm), 17W, 12 pixels
 - 35.43 in. (900 mm), 25W, 18 pixels
 - 47.24 in. (1200 mm), 33W, 24 pixels
- Square lens: 140x110° beam angle, 33 lm/W
- Round lens: 180x110° beam angle, 37 lm/W
- Control with DMX
- 5-year warranty



ORDERING GUIDE

Category	Input Voltage	Length & Number of Pixels	Color	Control	Lens
PXLBAR	AC		RGB30	DMX	
PXLBAR - Pixel Bar Fixture	AC - AC 120-277V AC	2412 - 23.62 in. / 600 mm (17W), 12 pixels 3618 - 35.43 in. / 900 mm (25W), 18 pixels 4724 - 47.24 in. / 1200 mm (33W), 24 pixels	RGB30 - RGB+3000K	DMX - DMX	RM - Round Milky Lens SM - Square Milky Lens

Mounting Option	Fixture Finish
TS - Tilttable Stand	GY - Gray
FM - Fixed Mounting	BK - Black
	WH - White

OPTIONAL ACCESSORIES:

1.) 6 Pin Male to Female Jumper Cable:

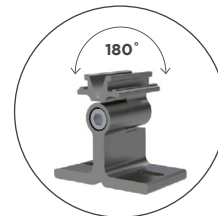
- MINIJUMP6PINMK1000 (3 ft 3.3 in. / 1000 mm)
- MINIJUMP6PINMK2000 (6 ft 6.7 in. / 2000 mm)

2.) 6 Pin Cable with Female Connector to Bare Wire:

- MINICLFB6PIN2000 (6 ft 6.7 in. / 2000 mm)
- MINICLFB6PIN6000 (19 ft 8.22 in. / 6000 mm)

3.) End Cap:

- MINIAC-CAPRGBW



Tilttable Stand
For adjustable mounting angles from 0°-180°

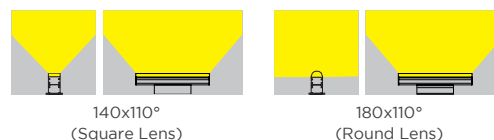


Fixed Mounting
For mounting without adjustable angles

AVAILABLE COLORS



BEAM ANGLES

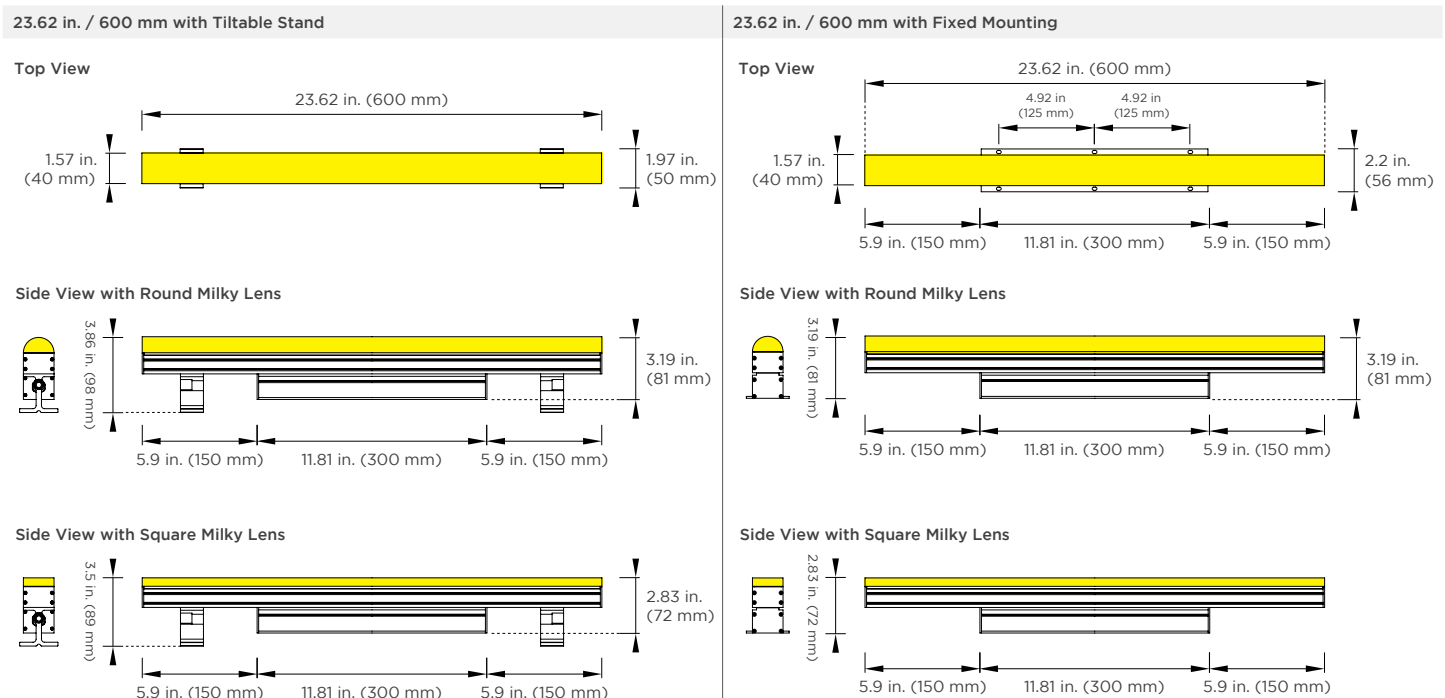


Acolyte does not warrant or represent that the information is free from errors or omission. The information may change without notice and Acolyte is not in any way liable for the accuracy of any information printed and stored or in any way interpreted or used.

SPECIFICATIONS

Operating Voltage	120-277V AC		
Inrush Current	Max. 50 A @ 1.07 ms (120 VAC /277 VAC) / Typical: 9.9 A @ 0.78 ms (120 VAC); 22.5 A @ 0.78 ms (277 VAC)		
Length	23.62 in. / 600 mm	35.43 in. / 900 mm	47.24 in. / 1200 mm
Power Consumption	17 W	25 W	33 W
LEDs per Fixture	12 LEDs	18 LEDs	24 LEDs
Amperage	Max. 0.22 A	Max. 0.3 A	Max. 0.38 A
Lumen Output	Square Lens: 277.9 lm/ft (911.67 lm/m) Round Lens: 318 lm/ft (1043 lm/m)	Square Lens: 277.9 lm/ft (911.67 lm/m) Round Lens: 318 lm/ft (1043 lm/m)	Square Lens: 277.9 lm/ft (911.67 lm/m) Round Lens: 318 lm/ft (1043 lm/m)
Lumen / Watt	Square Lens: 33 lm/W Round Lens: 37 lm/W	Square Lens: 33 lm/W Round Lens: 37 lm/W	Square Lens: 33 lm/W Round Lens: 37 lm/W
Total Lumen	Square Lens: 547 Round Lens: 626	Square Lens: 820.5 Round Lens: 953	Square Lens: 1094 Round Lens: 1252
Max # of Daisy Chained Fixtures	15 fixtures @ 110 VAC 10 fixtures @ 230 VAC	15 fixtures @ 110 VAC 10 fixtures @ 230 VAC	15 fixtures @ 110 VAC 10 fixtures @ 230 VAC
Color / Temperature	RGBW (3000K)		
LED Beam Angle	Square Milky Lens: 140x110° Round Milky Lens: 180x110°		
Control System	DMX		
Ambient Temperature	-4 – 122 °F (-20 – 50 °C)		
Housing / Lens Materials	Housing: Extruded Aluminium / Lens: Clear UV Protected PMMA Cover: Flat acrylic cover End Caps: Extruded Aluminium / Brackets: Extruded Aluminium Housing, bracket, end cap material – 6063 high density aluminum alloy		
Connector	6 pin power connector / 6 pin DMX signal connector		
Cable Length	6 Pin Cable with Female Connector to Bare Wire: 6 ft 6.7 in. (2000 mm), 19 ft 8.22 in. (6000 mm) 6 Pin Male to Female Jumper Cable: 3 ft 3.3 in. (1000 mm), 6 ft 6.7 in. (2000 mm)		
Protection Rating	IP66		
Mounting Options	Large Tilttable Stand (180° adjustable), fixed mounting		
Impact Rating	IK07		
Lifetime (L70 reported)	100,000 hours		
Certifications	UL 1598, 3rd Ed., issued September 17, 2008, Rev. October 17, 2012 / Luminaires – CSA C22.2 No.250.0-08, 3rd Ed., issued September 17, 2008, Rev. October 17, 2012 (R2013)		
Fixture Color Finish	Gray, Black and White		
Warranty	5 years		

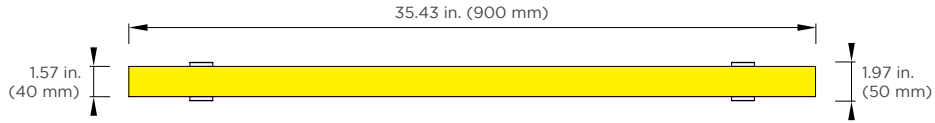
DIMENSIONS (continues on next page)



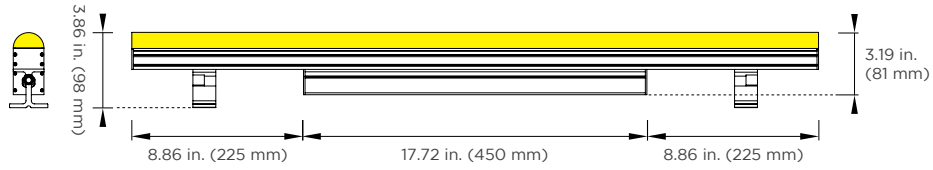
DIMENSIONS

35.43 in. / 900 mm with Tilttable Stand

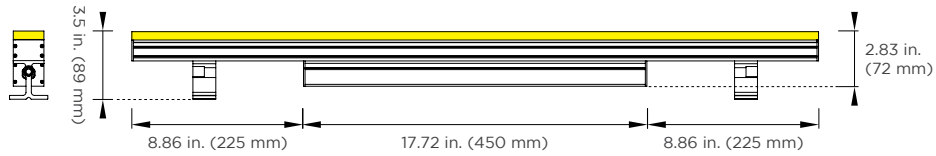
Top View



Side View with Round Milky Lens

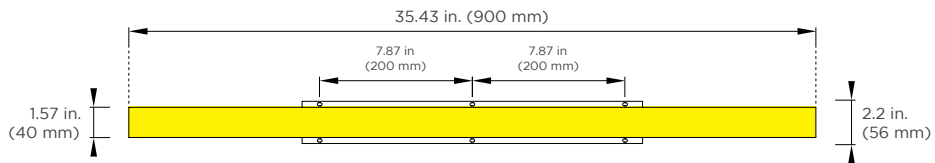


Side View with Square Milky Lens

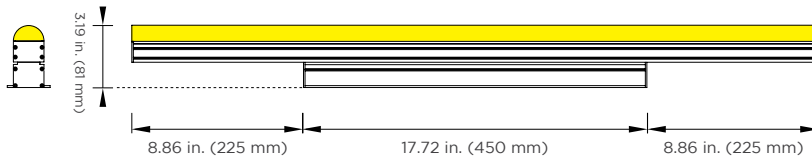


35.43 in. / 900 mm with Fixed Mounting

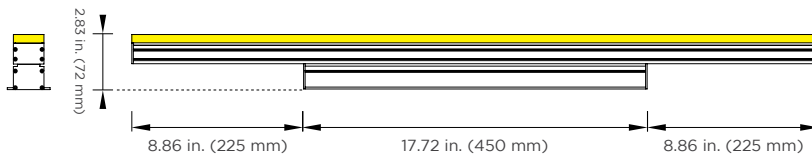
Top View



Side View with Round Milky Lens



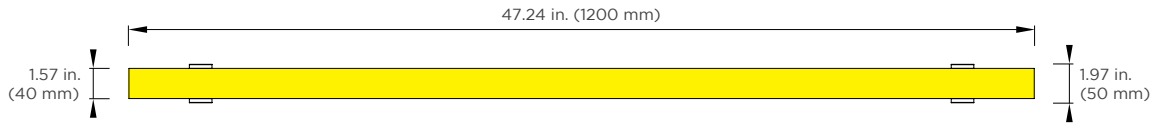
Side View with Square Milky Lens



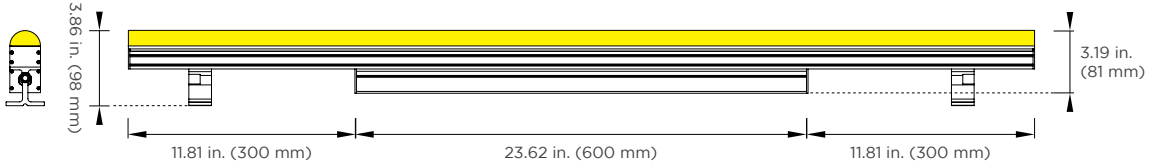
DIMENSIONS

47.24 in. / 1200 mm with Tiltable Stand

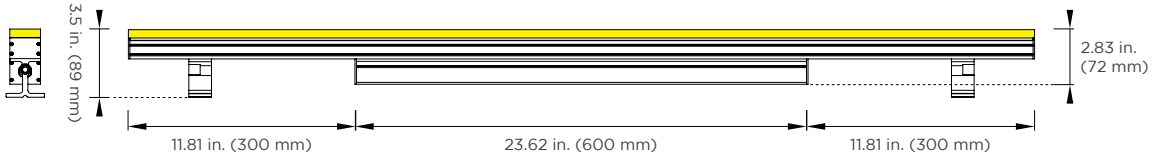
Top View



Side View with Round Milky Lens

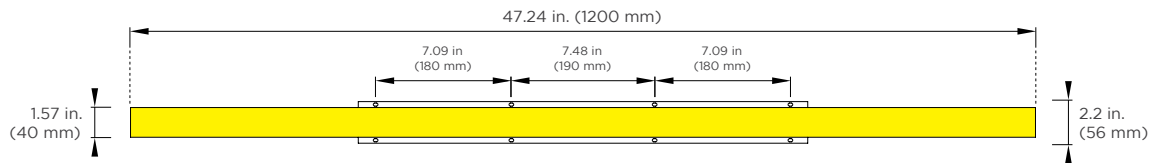


Side View with Square Milky Lens

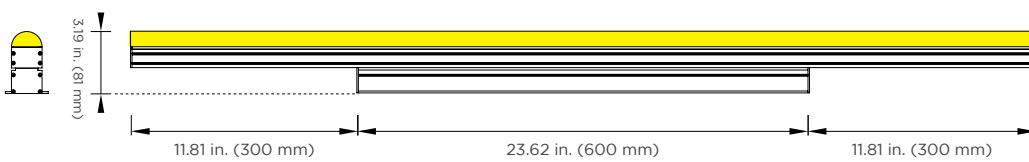


47.24 in. / 1200 mm with Fixed Mounting

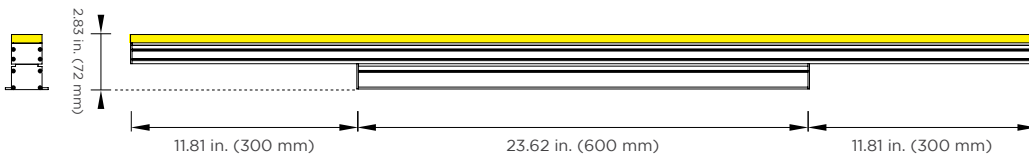
Top View



Side View with Round Milky Lens



Side View with Square Milky Lens



ACCESSORIES

6 Pin Cable with Female Connector to Bare Wire (Power)

To bare wire for incoming power
Lengths: 78.74 in. (2000 mm) and 19.7 ft (6000 mm)



Part Number:
MINICBLFB6PIN2000 (6 ft 6.7 in. / 2000 mm)
MINICBLFB6PIN6000 (19 ft 8.22 in. / 6000 mm)

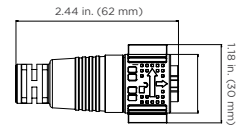
6 Pin Male To Female Jumper Cable

To connect 6 pin male connector to 6 pin female connector
Lengths: 39.4 in. (1000 mm) and 78.7 in. (2000 mm)
(Consult factory for custom length)



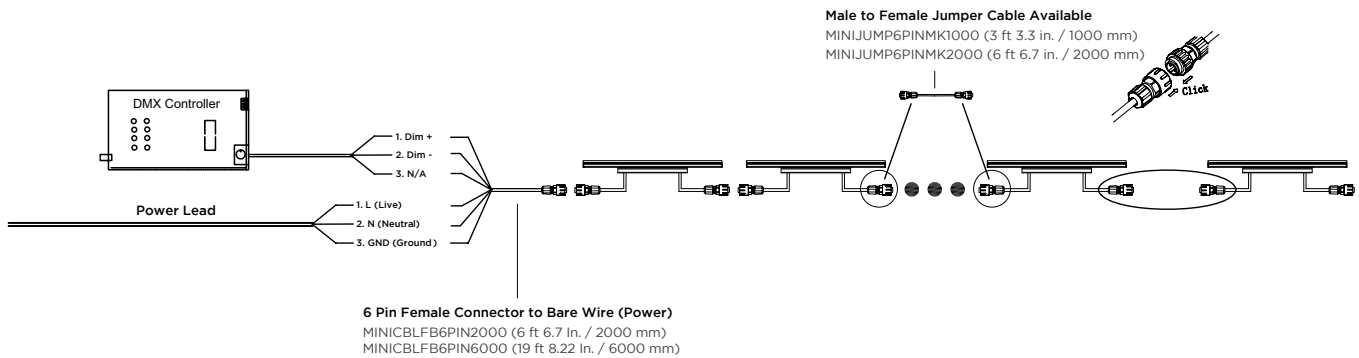
Part Number:
MINIJUMP6PINMK1000 (3 ft 3.3 in. / 1000 mm)
MINIJUMP6PINMK2000 (6 ft 6.7 in. / 2000 mm)

End Cap



Part Number:
MINIAC-CAPRGBW

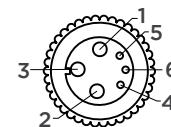
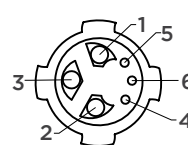
CONNECTION



6-PIN CONNECTOR AND WIRE SPECS

Cable	Function	Pin ID	Wire Size	Wire Color (US)
Power Lead in / Power Extension	L (Line)	1	16AWG	Black
	N (Neutral)	2	16AWG	White
	GND (Ground)	3	16AWG	Green
DMX	DMX +	4	22AWG	Purple
	DMX -	5	22AWG	Gray
	GND	6	22AWG	Yellow
Power & Data Lead in / Power & Data Extension Cable	L (Line)	1	16AWG	Black
	N (Neutral)	2	16AWG	White
	GND (Ground)	3	16AWG	Green
	DMX +	4	22AWG	Purple
	DMX -	5	22AWG	Gray
	GND	6	22AWG	Yellow

PIN ID:



6-Pin Connector is used for the following cables:

1. Fixture in/out
2. MINIJUMP6PINMK1000
3. MINIJUMP6PINMK2000
4. MINICBLFB6PIN2000
5. MINICBLFB6PIN6000

REV.12MAY2026

GLOBAL HQ

320 Murray Hill Pkwy
East Rutherford, NJ 07073
U.S.
T: (+1) 212 629 6830
E: Sales-US@GENLEDBrands.com

EUROPEAN HQ

Hogeweyselaan 119
1382 JK Weesp
Netherlands
T: (+31) 346 235 000
E: SalesEurope@GENLEDBrands.com

MEINA HQ

PO Box 371378, #823, Building 4EA
Dubai Airport Free Zone
Dubai, UAE
T: (+971) 4 701 7901
E: SalesMEINA@genlebrands.com

ASIA-PACIFIC HQ

Room 402, Building D
Shenxi Tongchuang Science and Technology Park
No. 16 Hongyin Road
Xingqiang Community, Xihu Street
Guangming District, Shenzhen, China 518107
T: (+86) 755 8529 0710
E: Sales-Pacific@GENLEDBrands.com