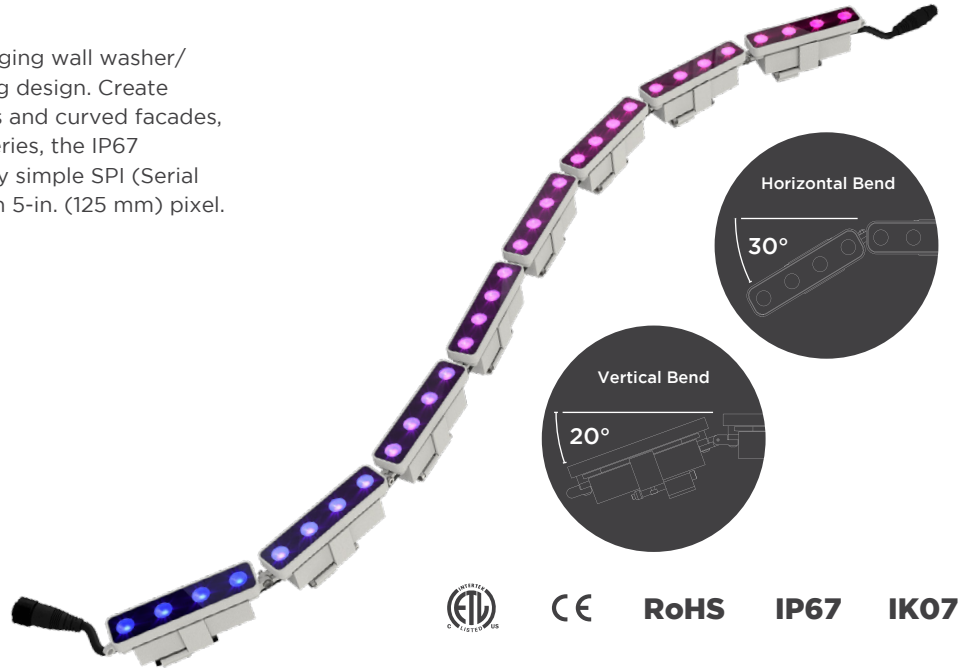


## ARMOR SERIES | NANO PIVOT RGBW

The Nano Pivot RGBW is a hinged color changing wall washer/grazer that increases flexibility in your lighting design. Create dramatic addressable effects around cornices and curved facades, columns or landscaping. Part of the Armor Series, the IP67 rated Nano Pivot RGBW works with incredibly simple SPI (Serial Peripheral Interface) controls to manage each 5-in. (125 mm) pixel. Secure with heavy duty mounting clips.

- 9.75 W/ft (32 W/m)
- 4 LEDs/5-in. (125 mm) pixel
- 8 pixels per 3 ft 3.37 in. (1 m) chain
- Daisy chain up to 6 fixtures
- Custom lengths available upon request
- Beam angles: 25°x25°, 45°x45°, 25°x45°
- 1271 lm/fixture at 25°x25° (all on)
- Uses SPI controls
- 24V external driver
- IP67
- 5-year warranty



## ORDERING GUIDE

Category	Input Voltage	Wattage	Color Temperature	Beam Angle	Finish	Control
<b>NANOPVT</b>	<b>24</b>	<b>32</b>				<b>S</b>
<b>NANOPVT - Armor Series Nano Pivot</b>	<b>24 - 24 V DC</b>	<b>32 - 9.75 W/ft (32 W/m)</b>	<b>RGB30 - RGBW (3000K)</b>	<b>25 - 25°x25°</b>	<b>GR - Grey</b>	<b>S - SPI</b>
			<b>RGB40 - RGBW (4000K)</b>	<b>45 - 45°x45°</b>	<b>WH - White</b>	
				<b>25X45 - 25°x45°</b>		

**Note:** Be sure to use wire end caps at end of line.

### ACCESSORIES:

- M12 3-Pin Female to Bare Wire Input Cable  
M12CBLFB3PIN1000 (3 ft, 3.3 in. | 1 m)  
M12CBLFB3PIN2000 (6 ft, 6.7 in. | 2 m)  
M12CBLFB3PIN3000 (9 ft, 10 in. | 3 m)
- M12 3-PIN Male to Female Jumper Cable  
M12JUMPMF3PIN1000 (3 ft, 3.3 in. | 1 m)  
M12JUMPMF3PIN2000 (6 ft, 6.7 in. | 2 m)  
M12JUMPMF3PIN3000 (9 ft, 10 in. | 3 m)
- M12 3-PIN Power Cable, Single Feed (59 in. | 1.5 m)  
M12YCBL3PIN1500
- M12 3-PIN Power Cable, Double Feed (59 in. | 1.5 m)  
M12YCBLD3PIN1500
- M12 3-PIN Power & Data Injector Cable (59 in. | 1.5 m)  
M12YCBLP3PIN1500
- M12 Input Cable, RJ45 to Female  
M12CBLRJ45F4PIN15000 (49 ft | 15 m)  
M12CBLRJ45F4PIN30000 (98 ft | 30 m)  
M12CBLRJ45F4PIN50000 (164 ft | 50 m)
- End Cap  
M12EC3PIN

### CONTROLLERS:

- C4 Extended Controller  
Part # for 1 universe model: CTRLPIXEL1  
Part # for 2 universe model: CTRLPIXEL2  
Part # for 4 universe model: CTRLPIXEL4  
Part # for 8 universe model: CTRLPIXEL8
- C4 Live Controller  
Part # for 4 universe model: CTRLPIXELLIVE4  
Part # for 8 universe model: CTRLPIXELLIVE8  
Part # for 12 universe model: CTRLPIXELLIVE12  
Part # for 16 universe model: CTRLPIXELLIVE16  
Part # for 24 universe model: CTRLPIXELLIVE24
- PxLNet Controller  
Part #: CTRLPIXEL96

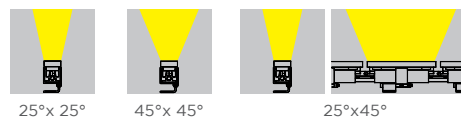
### DRIVERS:

- 24V 60W Non-dimmable Driver  
Part #: DRVW2460
- 24V 96W Non-dimmable Driver  
Part #: DRVW2496

## AVAILABLE COLOR TEMPERATURES



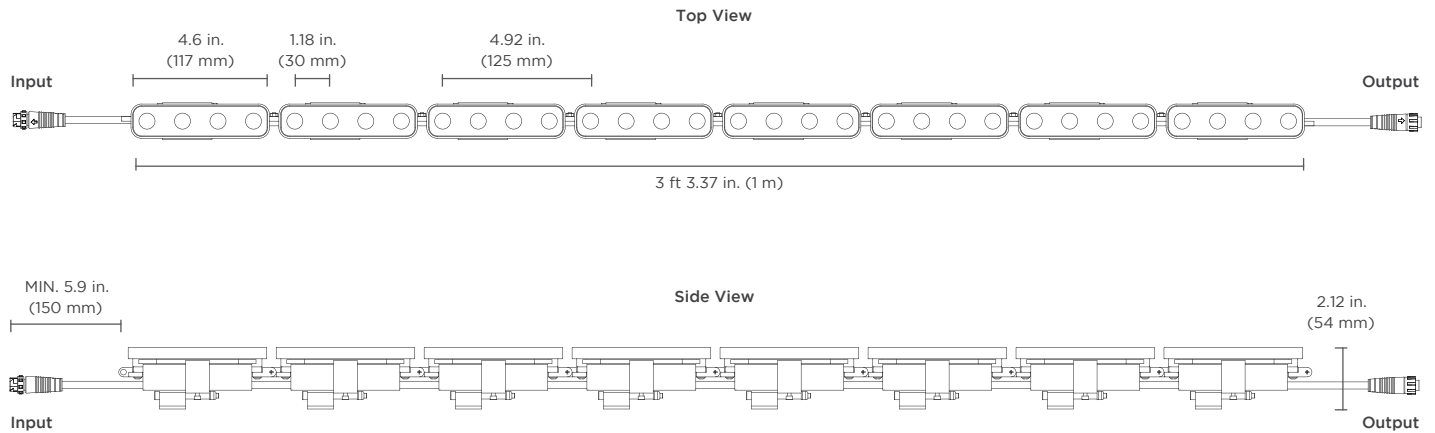
## AVAILABLE BEAM ANGLES



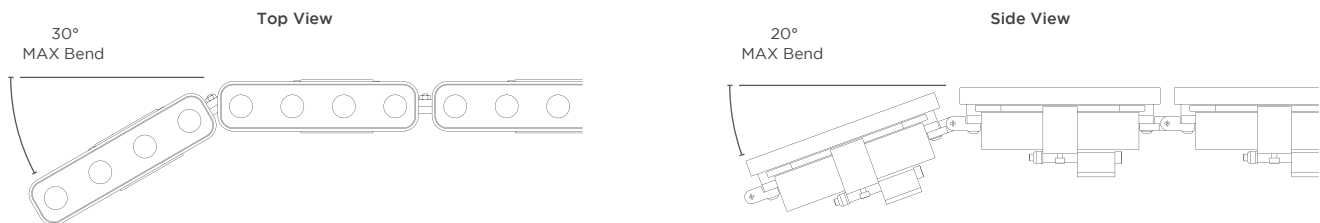
SPECIFICATIONS / DIMENSIONS / LUMEN DATA

Operating Voltage	24 V DC		
Colors	RGBW (3000K), RGBW (4000K)		
Power Consumption	9.75 W/ft (32 W/m)		
IC Code	16-bit (Default) UCS8904		8-bit (Optional) UCS2904
LEDs per Fixture	32 LEDs per fixture		
LED Beam Angle	25°x25°	45°x45°	25°x45°
Lumen Output	1271	1194	918
Max Run Length (Power)	19 ft 8.22 in. (6 m)		
LED Pitch	4.92 in. (125 mm)		
Storage Temperature	-40° F to 185° F (-40° C to 85° C)		
Operating Temperature	-4° F to 149° F (-20° C to 65° C)		
Connector	3 Pin Connector		
Protection Rating	IP67		
Mounting Options	Mounting Brackets		
Certifications	ETL, CE, RoHS		
Fixture Color Finish	Grey, White		
Package Dimensions (L x W x H)	46.85 x 1.57 x 1.97 in. (119 x 4 x 5 cm)		
Weight	3.75 lb (1.7 Kg)		
Warranty	5 Years		

DIMENSIONS

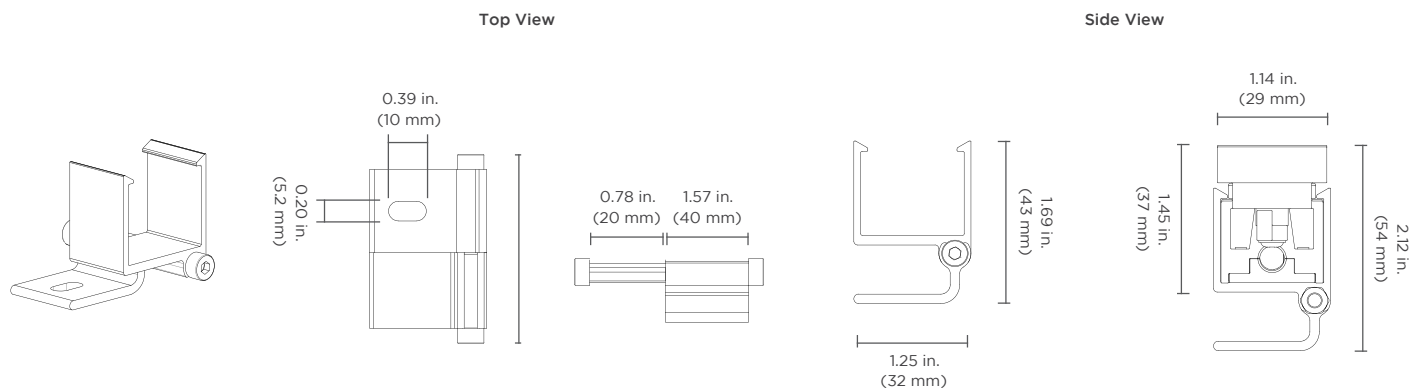


BENDING ROTATION



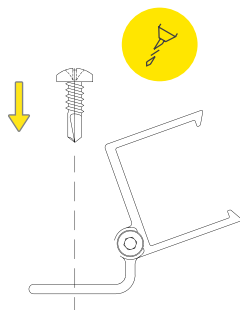
MOUNTING HARDWARE / INSTALLATION / ACCESSORIES

MOUNTING HARDWARE

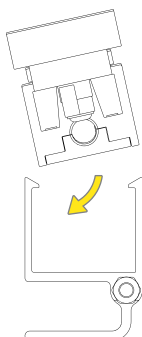


MOUNTING HARDWARE INSTALLATION

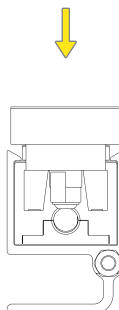
1.) Measure and mark desired location of fixture on installation surface. Drill pilot holes.



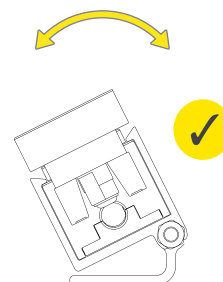
2.) Rotate fixture into bracket.



3.) Push fixture into bracket.

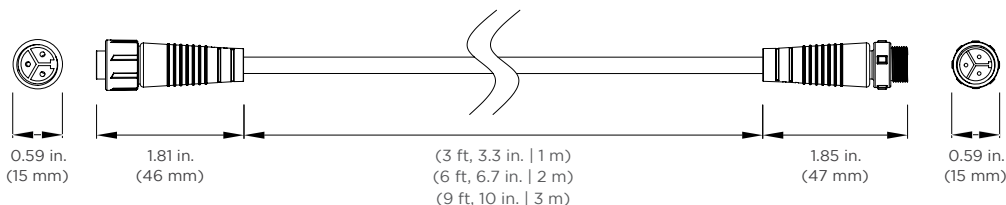


3.) Set desired angle. Installation complete.



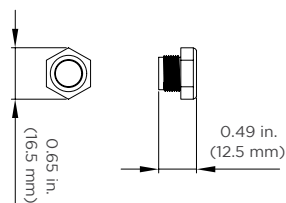
M12 3-PIN MALE TO FEMALE JUMPER CABLE

**Part #:**  
M12JUMPMF3PIN1000 (3 ft 3.3 in. | 1 m)  
M12JUMPMF3PIN2000 (6 ft 6.7 in. | 2 m)  
M12JUMPMF3PIN3000 (9 ft 10 in. | 3 m)



END CAP

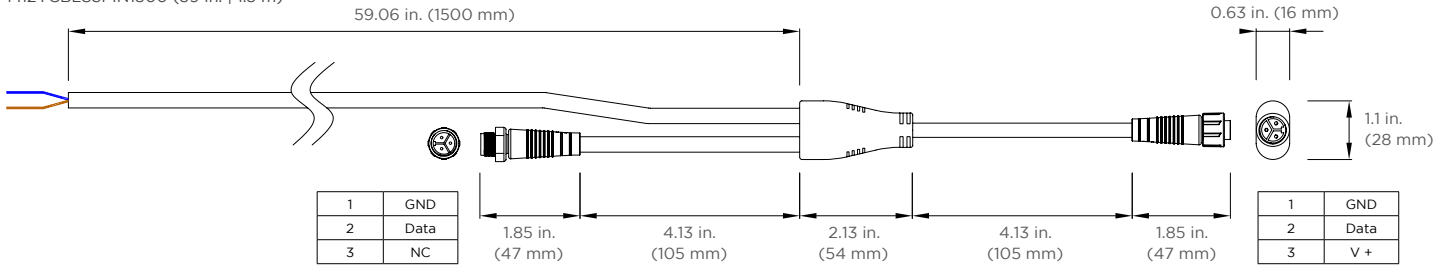
**Part #:** M12EC3PIN



## ACCESSORIES

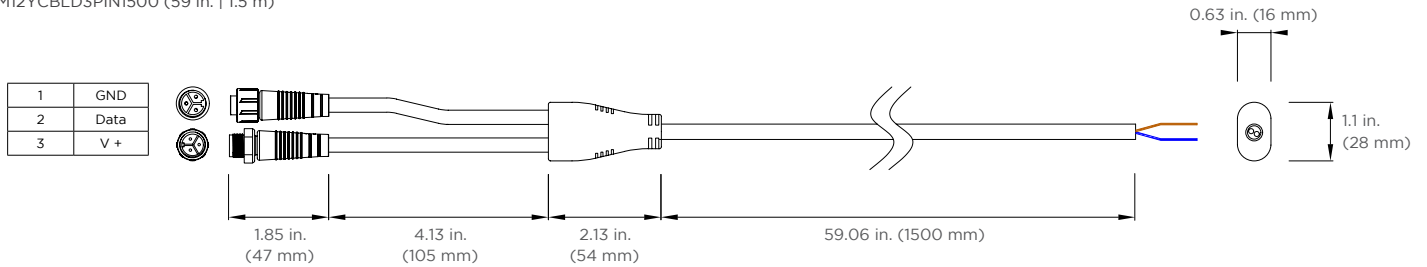
### M12 3-PIN POWER CABLE, SINGLE FEED

Part #:  
M12YCBLS3PIN1500 (59 in. | 1.5 m)



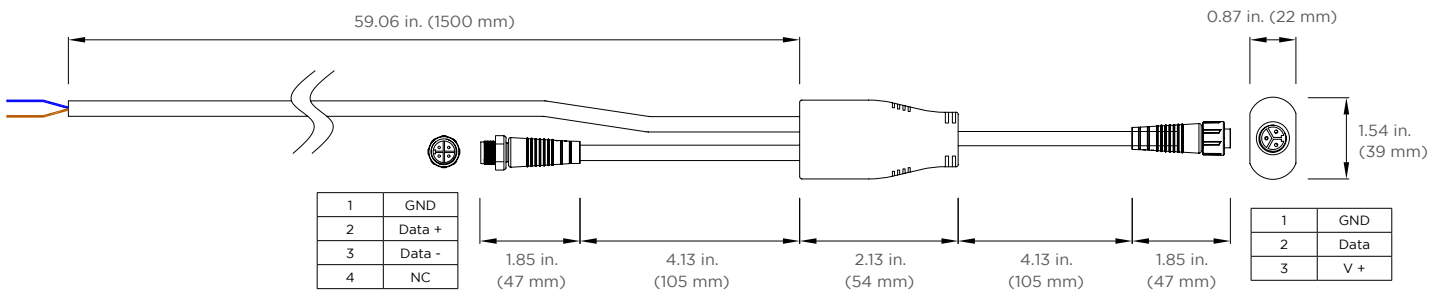
### M12 3-PIN POWER CABLE, DOUBLE FEED

Part #:  
M12YCBLD3PIN1500 (59 in. | 1.5 m)



### M12 3-PIN POWER & DATA INJECTOR CABLE

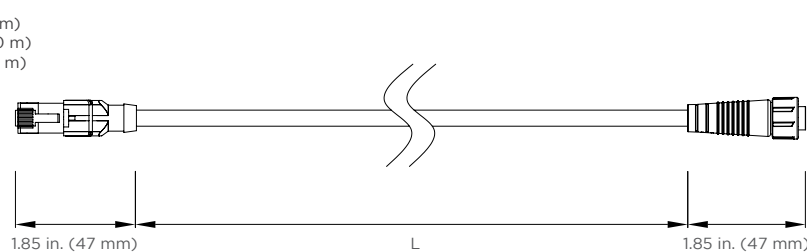
Part #:  
M12YCBLP3PIN1500 (59 in. | 1.5 m)



### M12 4-PIN INPUT CABLE, RJ45 TO FEMALE

Part #:  
M12CBLRJ45F4PIN15000 (49 ft | 15 m)  
M12CBLRJ45F4PIN30000 (98 ft | 30 m)  
M12CBLRJ45F4PIN50000 (164 ft | 50 m)

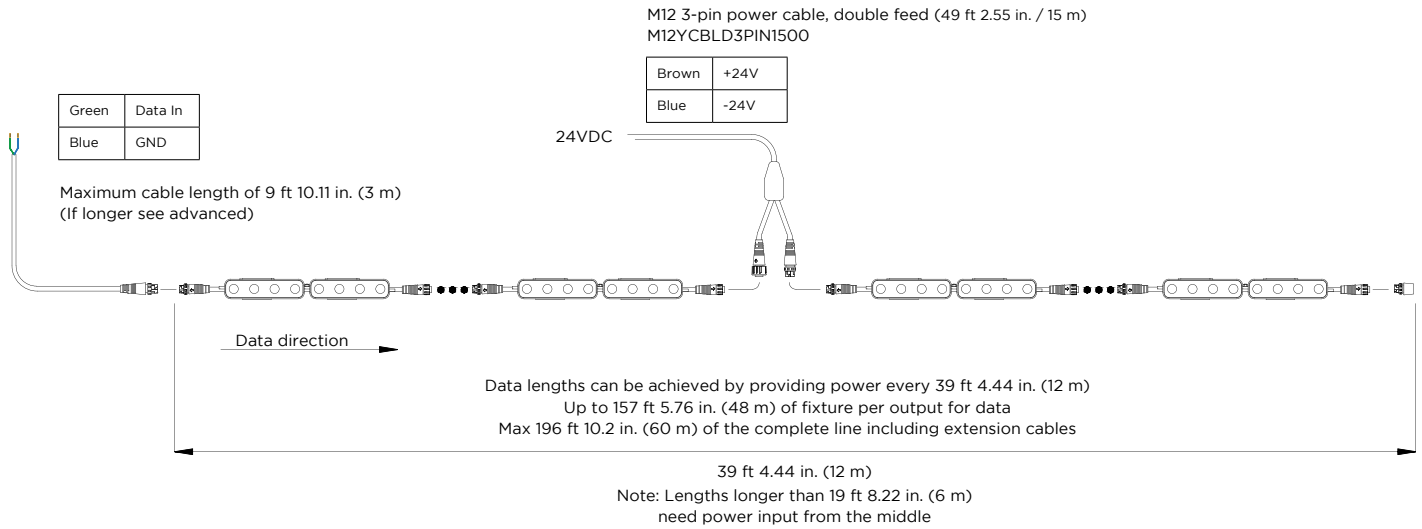
RJ45		
1	Orange/White	Data +
2	Orange	Data -
3	Green/White	Not used
4	Blue	Not used
5	Blue/White	Not used
6	Green	Not used
7	Brown/White	GND
8	Brown	GND



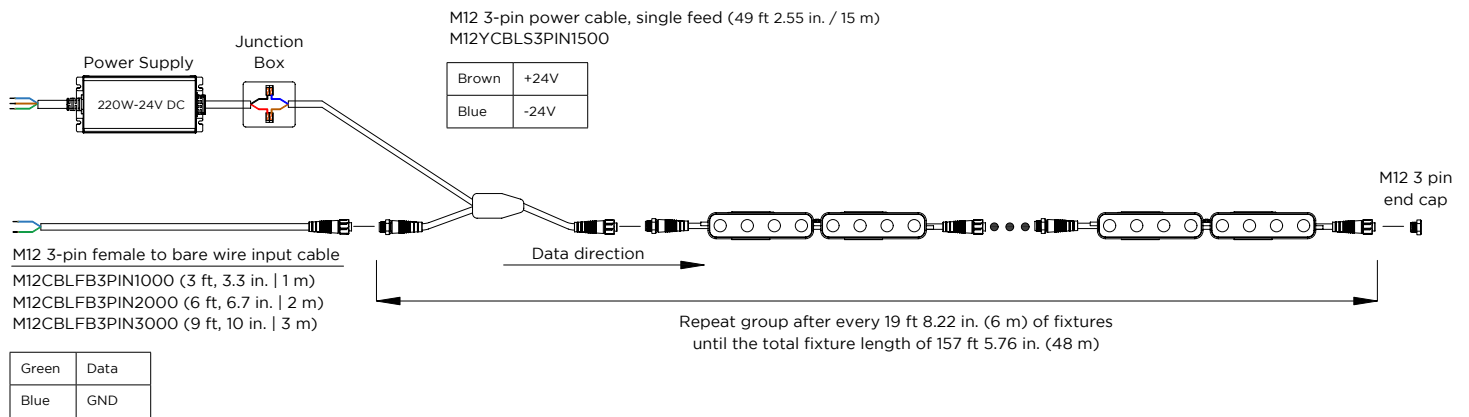
M12 4-Pin Female	
1	GND
2	Data -
3	Data +
4	NC

## BASIC CONNECTIONS

### BASIC - Power from middle

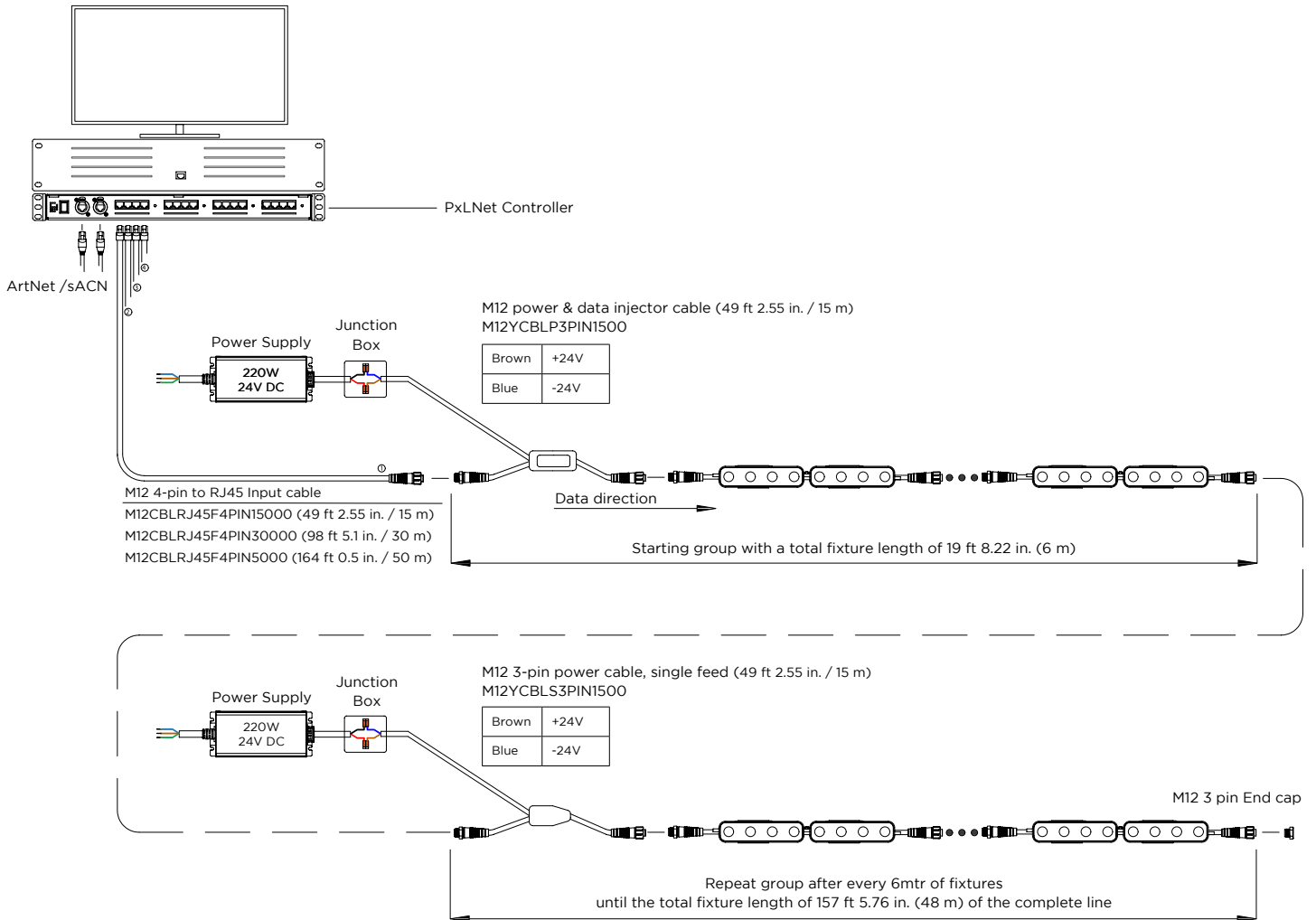


### BASIC - Power from end



## ADVANCED CONNECTIONS

### ADVANCED



REV.09MAY2025

#### GLOBAL HQ

320 Murray Hill Pkwy  
East Rutherford, NJ 07073  
U.S.  
T: (+1) 212 629 6830  
E: Sales-US@GENLEDBrands.com

#### EUROPEAN HQ

Hogeweyselaan 119  
1382 JK Weesp  
Netherlands  
T: (+31) 346 235 000  
E: SalesEurope@GENLEDBrands.com

#### MEINA HQ

PO Box 371378, #823, Building 4EA  
Dubai Airport Free Zone  
Dubai, UAE  
T: (+971) 4 701 7901  
E: SalesMEINA@genledbrands.com

#### ASIA-PACIFIC HQ

Room 402, Building D  
Shenshi Tongchuang Science and Technology Park  
No. 16 Hongyin Road  
Xingqiang Community, Xinhua Street  
Guangming District, Shenzhen, China 518107  
Sales: (+86) 139 1836 3905  
Office: (+86) 755 8529 0710  
E: Sales-Pacific@GENLEDBrands.com