



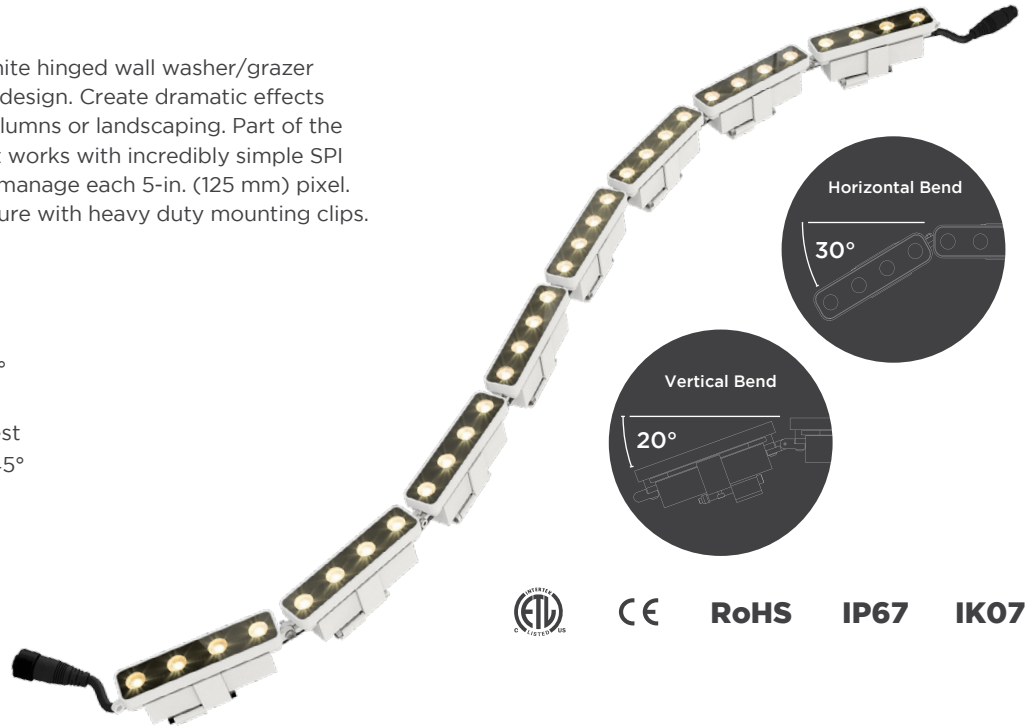
Date _____ Project _____

Notes _____

ARMOR SERIES | NANO PIVOT

The Nano Pivot is a dimmable Static White hinged wall washer/grazer that increases flexibility in your lighting design. Create dramatic effects around cornices and curved facades, columns or landscaping. Part of the Armor Series, the IP67 rated Nano Pivot works with incredibly simple SPI (Serial Peripheral Interface) controls to manage each 5-in. (125 mm) pixel. Available in two Static White CCTs. Secure with heavy duty mounting clips.

- 9.75 W/ft (32 W/m)
- 4 LEDs/5-in. (125 mm) pixel
- 8 pixels per 3 ft 3.37 in. (1 m) chain
- 2746.2 lm/fixture in 2700K at 45°x45°
- Daisy chain up to 6 fixtures
- Custom lengths available upon request
- Beam angles: 25°x25°, 45°x45°, 25°x45°
- Uses SPI controls
- 24V external driver
- 80+ CRI with IP67 rating
- 5-year warranty



ORDERING GUIDE

Category	CRI	Input Voltage	Wattage	Color Temp.	Beam Angle	Finish	Control
NANOPVT	80	24	32				S
NANOPVT - Armor Series Nano Pivot	80 - 80+ CRI	24 - 24 V DC	32 - 9.75 W/ft (32 W/m)	27 - 2700K 40 - 4000K	25 - 25°x25° 45 - 45°x45° 25X45 - 25°x45°	GR - Grey WH - White	S - SPI

Note: Be sure to use end caps at end of line.

ACCESSORIES:

- M12 3-Pin Female to Bare Wire Input Cable
M12CBLFB3PIN1000 (3 ft, 3.3 in. | 1 m)
M12CBLFB3PIN2000 (6 ft, 6.7 in. | 2 m)
M12CBLFB3PIN3000 (9 ft, 10 in. | 3 m)
- M12 3-PIN Male to Female Jumper Cable
M12JUMPMF3PIN1000 (3 ft, 3.3 in. | 1 m)
M12JUMPMF3PIN2000 (6 ft, 6.7 in. | 2 m)
M12JUMPMF3PIN3000 (9 ft, 10 in. | 3 m)
- M12 3-PIN Power Cable, Single Feed (59 in. | 1.5 m)
M12YCBL3PIN1500
- M12 3-PIN Power Cable, Double Feed (59 in. | 1.5 m)
M12YCBLD3PIN1500
- M12 3-PIN Power & Data Injector Cable (59 in. | 1.5 m)
M12YCBLP3PIN1500

- M12 Input Cable, RJ45 to Female
M12CBLRJ45F4PIN15000 (49 ft | 15 m)
M12CBLRJ45F4PIN30000 (98 ft | 30 m)
M12CBLRJ45F4PIN50000 (164 ft | 50 m)
- End Cap
M12EC3PIN


CONTROLLERS:

- C4 Extended Controller
Part # for 1 universe model: CTRLPIXEL1
Part # for 2 universe model: CTRLPIXEL2
Part # for 4 universe model: CTRLPIXEL4
Part # for 8 universe model: CTRLPIXEL8
- C4 Live Controller
Part # for 4 universe model: CTRLPIXELLIVE4
Part # for 8 universe model: CTRLPIXELLIVE8
Part # for 12 universe model: CTRLPIXELLIVE12
Part # for 16 universe model: CTRLPIXELLIVE16
Part # for 24 universe model: CTRLPIXELLIVE24
- PxLNet Controller
Part #: CTRLPIXEL96

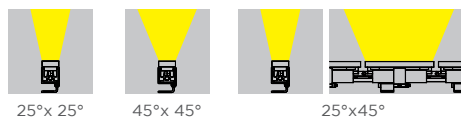
DRIVERS:

- 24V 60W Non-dimmable Driver
Part #: DRVW2460
- 24V 96W Non-dimmable Driver
Part #: DRVW2496

AVAILABLE COLOR TEMPERATURES



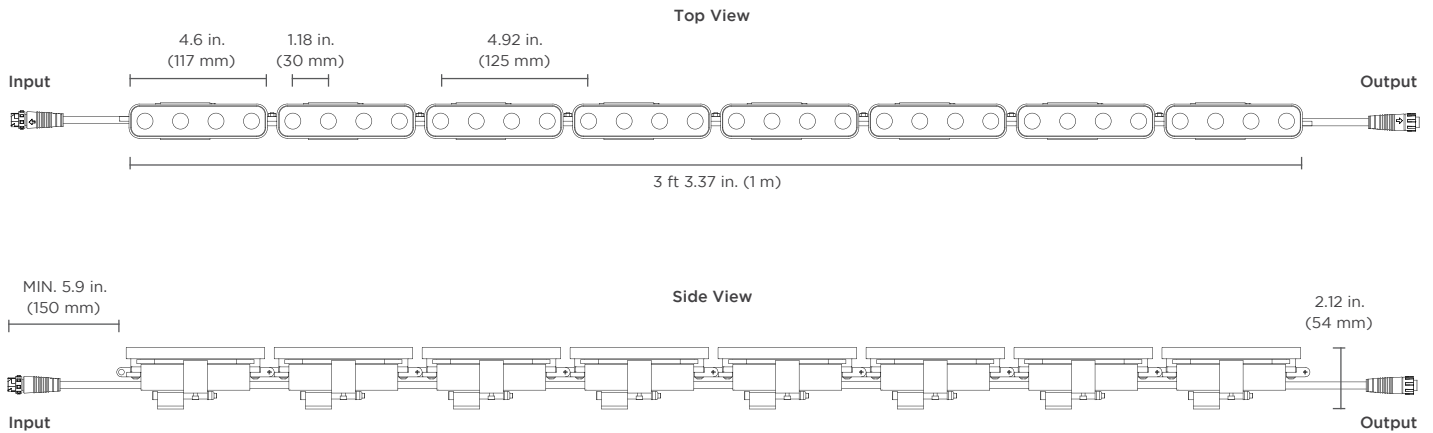
AVAILABLE BEAM ANGLES



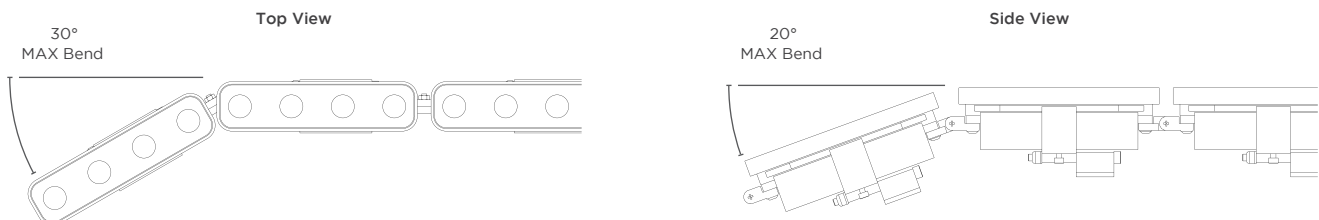
SPECIFICATIONS / DIMENSIONS / LUMEN DATA

Operating Voltage	24 V DC		
Color Temperature	2700K, 4000K		
Power Consumption	9.75 W/ft (32 W/m)		
IC Code	16-bit (Default) UCS8903		8-bit (Optional) UCS2903
LEDs per Fixture	32 LEDs per fixture		
LED Beam Angle	25°x25°	45°x45°	25°x45°
Lumen Output (at 2700K)	2695.6 lm	2746.2 lm	2226.7 lm
Max Run Length (Power)	19 ft 8.22 in. (6 m)		
LED Pitch	1.18 in. (30 mm)		
Storage Temperature	-40° F to 185° F (-40° C to 85° C)		
Operating Temperature	-4° F to 149° F (-20° C to 65° C)		
Connector	3 Pin Input Connector		
Protection Rating	IP67		
Color Rendering Index	80 CRI		
Mounting Options	Mounting Brackets		
Certifications	ETL, CE, RoHS		
Fixture Color Finish	Grey, White		
Package Dimensions (L x W x H)	46.85 x 1.57 x 1.97 in. (119 x 4 x 5 cm)		
Weight	3.75 lb (1.7 Kg)		
Warranty	5 Years		

DIMENSIONS

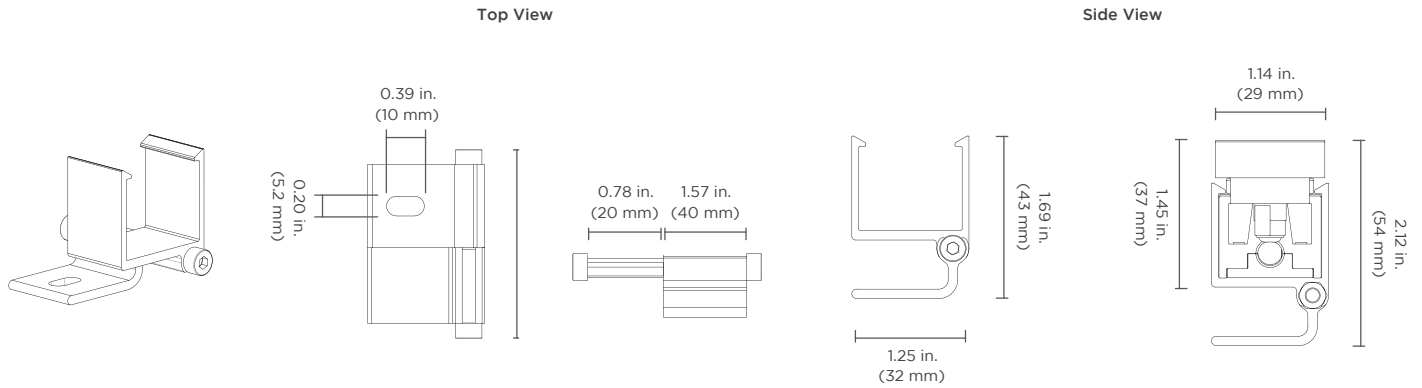


BENDING ROTATION



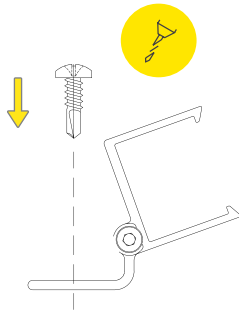
MOUNTING HARDWARE / INSTALLATION / ACCESSORIES

MOUNTING HARDWARE

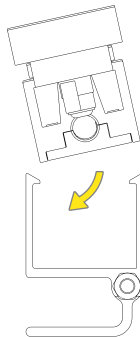


MOUNTING HARDWARE INSTALLATION

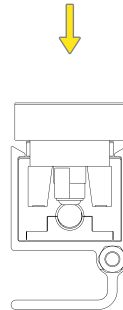
1.) Measure and mark desired location of fixture on installation surface. Drill pilot holes.



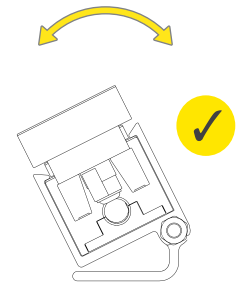
2.) Rotate fixture into bracket.



3.) Push fixture into bracket.

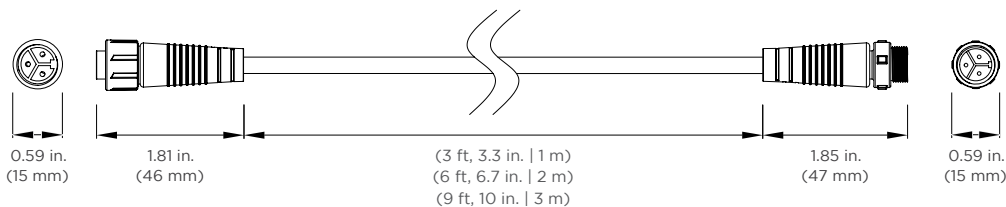


3.) Set desired angle. Installation complete.



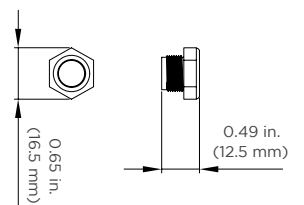
M12 3-PIN MALE TO FEMALE JUMPER CABLE

Part #:
M12JUMPMF3PIN1000 (3 ft 3.3 in. | 1 m)
M12JUMPMF3PIN2000 (6 ft 6.7 in. | 2 m)
M12JUMPMF3PIN3000 (9 ft 10 in. | 3 m)



END CAP

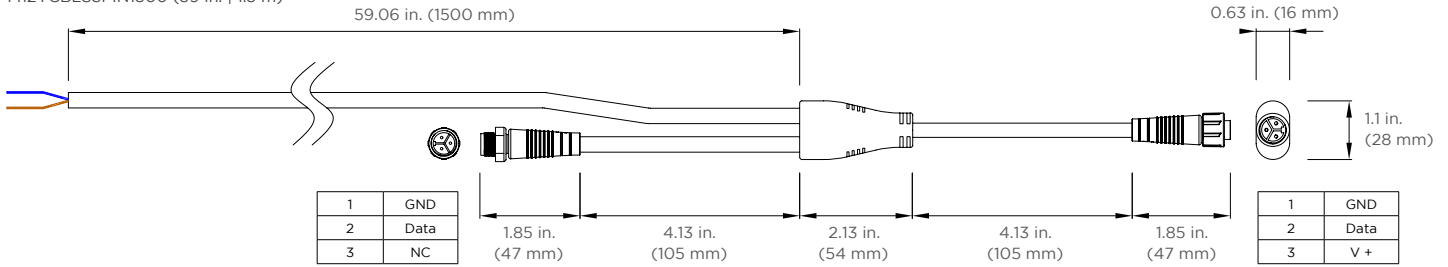
Part #: M12EC3PIN



ACCESSORIES

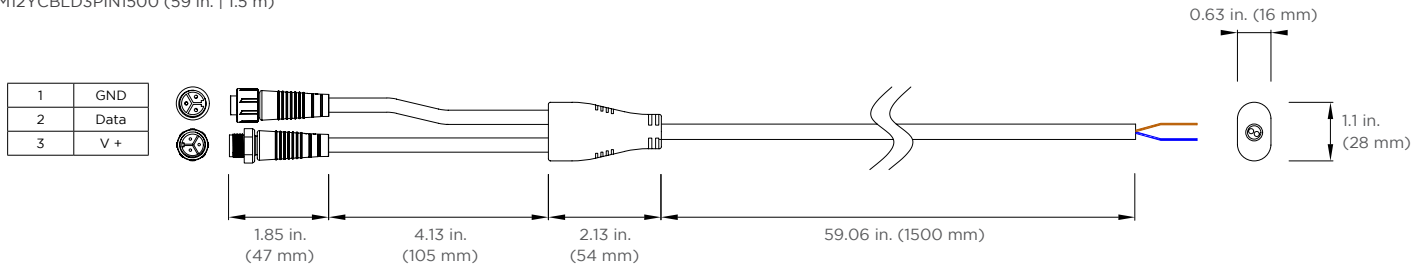
M12 3-PIN POWER CABLE, SINGLE FEED

Part #: M12YCBL3PIN1500 (59 in. | 1.5 m)



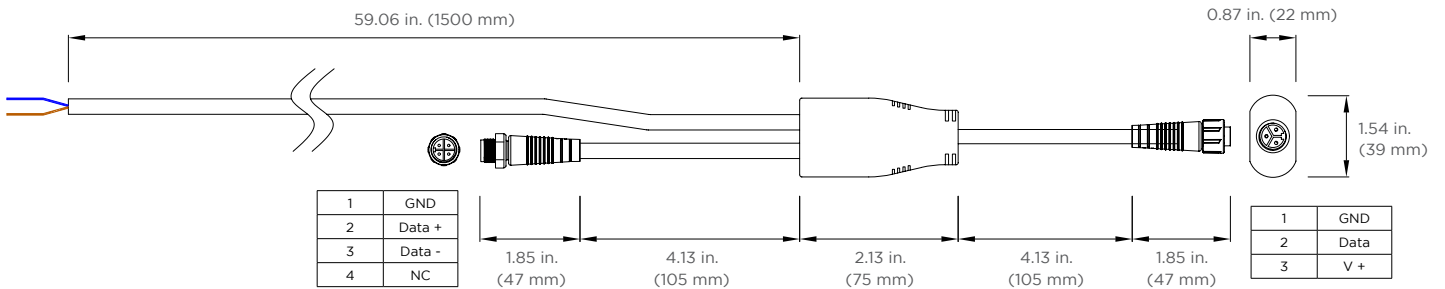
M12 3-PIN POWER CABLE, DOUBLE FEED

Part #: M12YCBLD3PIN1500 (59 in. | 1.5 m)



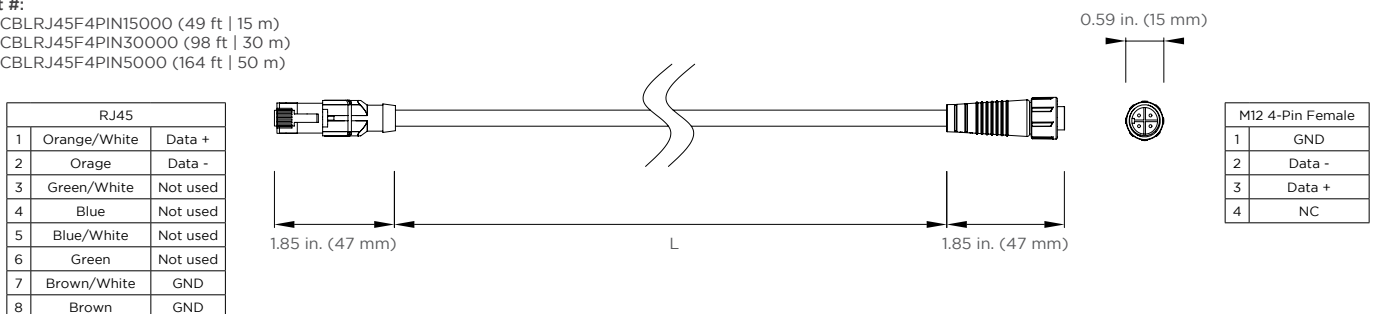
M12 3-PIN POWER & DATA INJECTOR CABLE

Part #: M12YCBLP3PIN1500 (59 in. | 1.5 m)



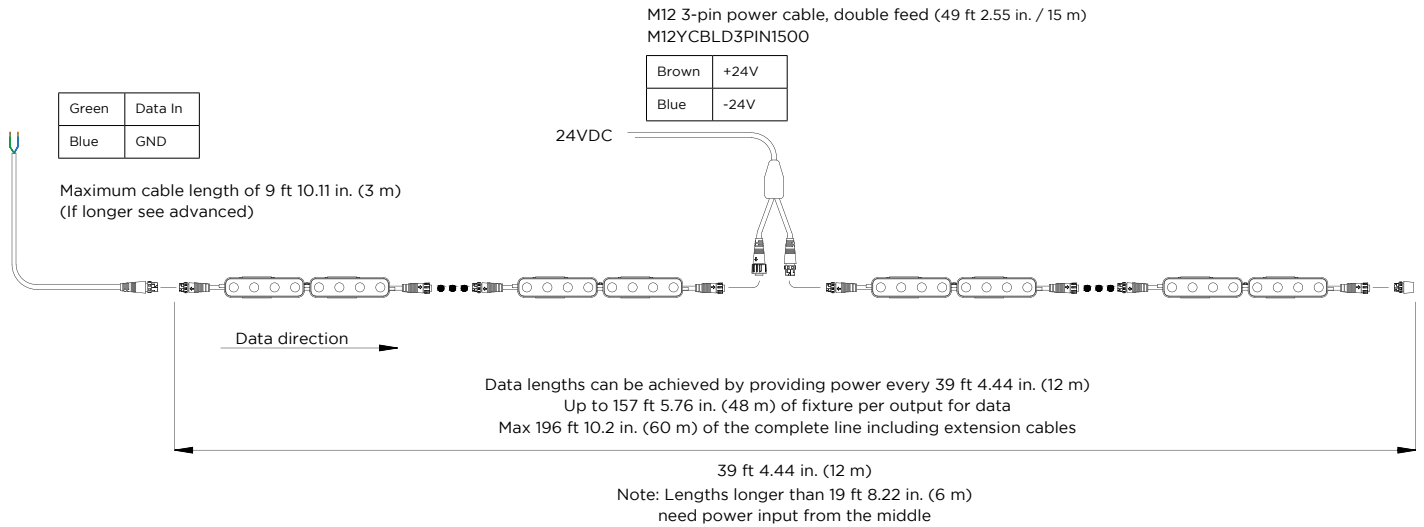
M12 4-PIN INPUT CABLE, RJ45 TO FEMALE

Part #: M12CBLRJ45F4PIN15000 (49 ft | 15 m)
M12CBLRJ45F4PIN30000 (98 ft | 30 m)
M12CBLRJ45F4PIN50000 (164 ft | 50 m)

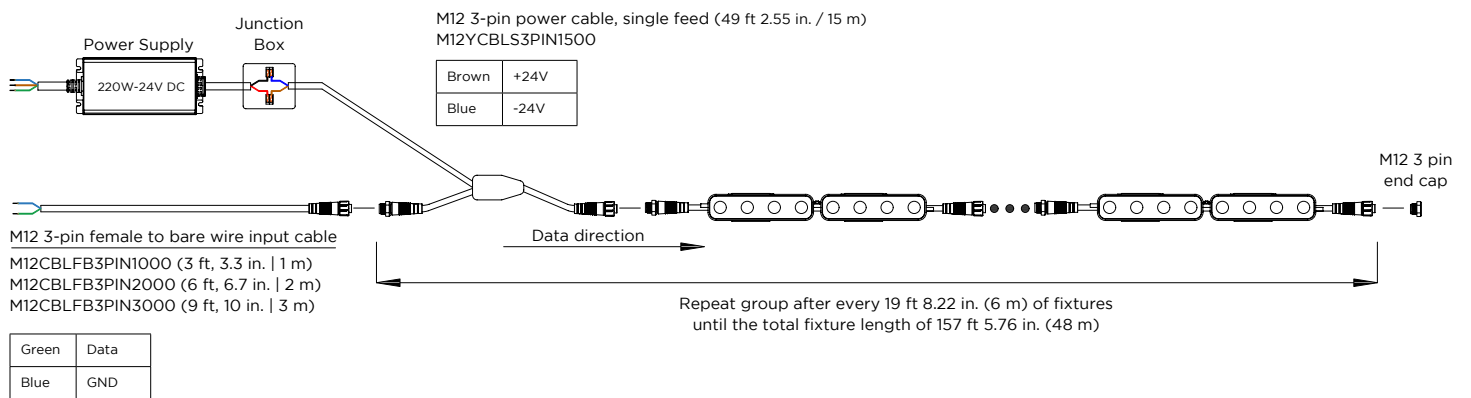


CONNECTIONS

BASIC - Power from middle



BASIC - Power from beginning



ADVANCED CONNECTIONS

ADVANCED

